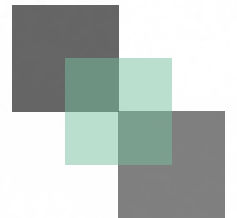




ANNUAL REPORT
2016/17

Department of International Relations and Cooperation





international relations & cooperation

Department:
International Relations and Cooperation
REPUBLIC OF SOUTH AFRICA

*A better **South Africa***

*A better **Africa***

*A better **world***



@DIRCO_ZA



DIRCOza



DIRCO Flickr



DIRCOZA



thedircoza



OR TAMBO BUILDING

Private Bag X152, PRETORIA, 0001, Republic of South Africa
460 Soutpansberg Road, Rietondale, Pretoria, 0084, Republic of South Africa
Tel: +27 12 351 1000, www.dirco.gov.za

© The Department of International Relations and Cooperation (DIRCO)
Prepared by Branch: Public Diplomacy. Published by DIRCO.
ISBN 978-0-6399068-0-5

CONTENTS

PART A: GENERAL INFORMATION

1. DEPARTMENT GENERAL INFORMATION	9
2. LIST OF ABBREVIATIONS/ACRONYMS	9
3. FOREWORD BY THE MINISTER	10
4. REPORT OF THE ACCOUNTING OFFICER	14
5. STATEMENT OF RESPONSIBILITY AND CONFIRMATION OF ACCURACY FOR THE ANNUAL REPORT	22
6. STRATEGIC OVERVIEW	22
6.1. Vision	22
6.2. Mission	22
6.3. Values	22
7. LEGISLATIVE AND OTHER MANDATES	23
8. ORGANISATIONAL STRUCTURE	25
9. ENTITIES REPORTING TO THE MINISTER/MEC	26

PART B: PERFORMANCE INFORMATION

1. AUDITOR-GENERAL'S REPORT: PREDETERMINED OBJECTIVES	30
2. OVERVIEW OF DEPARTMENTAL PERFORMANCE	30
2.1 Service delivery environment	30
2.2 Service Delivery Improvement Plan	31
2.3 Organisational environment	34
2.4 Key policy developments and legislative changes	34
3. STRATEGIC OUTCOME-ORIENTED GOALS	35
4. PERFORMANCE INFORMATION BY PROGRAMME	36
4.1 Programme 1: Administration	36
4.2 Programme 2: International Relations	48
4.3 Programme 3: International Cooperation	97
4.4 Programme 4: Public Diplomacy and Protocol Services	118
5. TRANSFER PAYMENTS	125
5.1. Transfer payments to public entities	125
5.2. Transfer payments to all organisations other than public entities	126
6. CONDITIONAL GRANTS	126
6.1. Conditional grants and earmarked funds paid	126
6.2. Conditional grants and earmarked funds received	126
7. DONOR FUNDS	126
8. CAPITAL INVESTMENT	128
8.1. Capital investment, maintenance and Asset Management Plan	128

PART C: GOVERNANCE


1. INTRODUCTION	132
2. RISK MANAGEMENT	132
3. FRAUD AND CORRUPTION	132
4. MINIMISING CONFLICT OF INTEREST	133
5. CODE OF CONDUCT	133
6. HEALTH SAFETY AND ENVIRONMENTAL ISSUES	133
7. PORTFOLIO COMMITTEES	134
8. STANDING COMMITTEE ON PUBLIC ACCOUNTS RESOLUTIONS	134
9. PRIOR MODIFICATIONS TO AUDIT REPORTS	135
10. INTERNAL CONTROL UNIT	135
11. INTERNAL AUDIT AND AUDIT COMMITTEES	135
12. AUDIT COMMITTEE REPORT	137

PART D: HUMAN RESOURCE MANAGEMENT

1. INTRODUCTION	140
2. OVERVIEW OF HUMAN RESOURCES	140
3. HUMAN RESOURCES OVERSIGHT STATISTICS	140

PART E: FINANCIAL INFORMATION


1. REPORT OF THE AUDITOR-GENERAL	172
2. ANNUAL FINANCIAL STATEMENTS	176



PART A:
GENERAL INFORMATION

“The fight for freedom must go on until it is won; until our country is free and happy and peaceful as part of the community of man, we cannot rest.”

– Oliver Reginald Tambo (1917 - 2017)







**Ms Maite Nkoana-Mashabane
Minister of International Relations and Cooperation**

I have the honour of submitting the Annual Report of the
Department of International Relations and Cooperation
for the period 1 April 2016 to 31 March 2017.

A handwritten signature in black ink, consisting of a large, stylized 'M' followed by a long horizontal line extending to the right.

Mr KE Mahoi

Director-General: Department of International Relations and Cooperation

DID YOU KNOW



Opened in December 2009 by President Jacob Zuma, the headquarters of the Department of International Relations and Cooperation (DIRCO), the OR Tambo Building, has become a landmark in Pretoria. Named after the struggle icon and South Africa's pioneer diplomat, Oliver Reginald Tambo (27 October 1917 – 24 April 1993), this magnificent building seeks to portray the principles that underpin South Africa's democratic dispensation. To this day, the values that OR Tambo stood for, namely: Patriotism, Integrity, Humility and Passion, guide the work of DIRCO officials. The year 2017 marks the centenary of OR Tambo.



1. DEPARTMENT GENERAL INFORMATION

PHYSICAL ADDRESS : 460 Soutpansberg Road
Rietondale
Pretoria

POSTAL ADDRESS : Private Bag X152
Pretoria
0001

TELEPHONE NUMBER : + 27 12 351 1000

FAX NUMBER : + 27 12 329 1000

E-MAIL ADDRESS : info@dirco.gov.za

WEBSITE ADDRESS : www.dirco.gov.za

2. LIST OF ABBREVIATIONS/ACRONYMS

AGSA	Auditor-General of South Africa
AO	Accounting Officer
AU	African Union
CFO	Chief Financial Officer
DIRCO	Department of International Relations and Cooperation
G77	Group of 77 countries
HOD	Head of Department
NEPAD	New Partnership for Africa's Development
PFMA	Public Finance Management Act
TR	Treasury Regulations
MTEF	Medium Term Expenditure Framework
SCM	Supply Chain Management
EU	European Union
SITA	State Information Technology Agency
SDIP	Service Delivery Improvement Plan

3. FOREWORD BY THE MINISTER

I am honoured to present the Annual Report for 2016/17 on the performance of the Department of International Relations and Cooperation (DIRCO). This report reflects the culmination of tireless efforts in the realisation of the department's mandate. In this regard, significant strides have been made to attain the progress that has been enumerated in this annual report. The core of our driving force has remained true to the transformation agenda of the lives of our people as well as contributing to a conducive enabling environment globally.

During this reporting period, our international relations programme continued to be implemented within a global environment that was characterised by insecurity, a rise in terrorism, growing political volatility and populism. This is compounded by the continued hardships felt by the populace due to slow economic growth and lack of sufficient opportunities. Consequently, we continued to tactically navigate this terrain guided by our national interests in all our international engagements.

Moreover, the National Development Plan (NDP) serves as an overarching vision that guides our foreign policy imperatives and our international relations programme. This ensures that we are on the

right trajectory in meeting our own development needs.

It is for this reason that our efforts have been aimed at propelling initiatives aimed at regional integration. Furthermore, we did this cognisant of the fact that the Southern African Development Community (SADC) is our biggest trade partner within the continent. As such, in the promotion of peace and stability in the region, South Africa has been, yet again, honoured to be accorded a responsibility to mediate with a view to bring about lasting peace in Lesotho and ensure that all stakeholders participate in the elections in a free and fair climate that would entrenched democracy in that country.

We also participated in three election observation missions (two in Zambia and one in Seychelles), in our effort to strengthen democratic principles in the region. Moreover, South Africa was nominated to the Chairship of SADC for the period 2017/18.

Similarly, our objectives of regional integration within SADC are also intertwined with our objectives of the African Union (AU) and enhancing the African Agenda. The commencement of the negotiations of the Continental Free Trade Area was a step in the right direction of enhancing regional integration, which will further bolster intra-Africa trade. Furthermore, the

establishment of the AU Peace Fund was crucial in support of African solutions to peace efforts of the AU Peace and Security Council in pursuit of lasting peace on the continent. In addition, the AU held ministerial retreats on the implementation of Agenda 2063, particularly focussing on the First Ten-Year Implementation Plan. Similarly, the decision of the Heads of States during the AU Summit in January 2017, on the AU Master Roadmap of Practical Steps for Silencing the Guns in Africa by the year 2020 is a significant step in the right direction in actively addressing peace and security challenges on the continent, which continue to hamper development. Consequently, our focus is geared at fully implementing this decision, in support of our own national imperatives.

The readmission of the Kingdom of Morocco presented the AU with an opportunity to collaboratively work on the resolution of the challenges of the people of Western Sahara, from within the organisation of the AU.

South Africa continued to support the AU Commission as well as its new leadership, who was elected in January 2017, in order to continue with our continental journey towards the Africa we aspire by 2063. It is imperative for South Africa that the AU continues with the legacy left



Maite Nkoana-Mashabane
Minister of International Relations and Cooperation

behind by Dr Nkosazana Dlamini Zuma, of a strengthened and self-reliant organisation, which establishes and promulgates its own solutions. Furthermore, the inclusivity of gender issues in the AU was a significant contribution made by Dr Dlamini Zuma.

Our partnerships and formations within South-South relations continue to provide complementary mechanisms to furthering our economic imperatives, among others. The Brazil, Russia, India, China and South Africa (BRICS) countries continued to be the leading sources of foreign direct investment (FDI) among emerging investor countries; flows from these five economies rose from US\$7 billion in 2000 to US\$145 billion in 2012, accounting for 10% of the world total.

We continued to strengthen our cooperation and partnership within BRICS. In this regard, the 2016 Goa Summit recorded significant outcomes and apart from the Regulation on Customs Cooperation, two other memoranda of understanding (MoUs), namely the MoU among BRICS Diplomatic Academies and the MoU on the BRICS Agriculture Research Centre were also concluded in Goa. The latter MoU specifically testifies to the manner in which the institution-building programme of BRICS continues to impact on the critical needs of its members.

Further outcomes emanating from the Goa Summit were the proposals for the creation of a BRICS Credit Rating Agency, a BRICS Railway Research Network, an Agriculture Research Platform and a BRICS Sports Council.

With regard to the Indian Ocean Rim Association (IORA), South Africa is in line to take up the Chairship in 2017. South Africa will continue with the implementation of the Jakarta Summit outcomes.

As part of our active participation of the global governance agenda, South Africa, through its leadership of the G77, was key in the finalisation of critical development agendas, namely the United Nations' (UN) sustainable development goals (SDGs), the Paris Climate Change Pact and the Financing for Development. These agreements guide the socio-economic global trajectory for all countries.

Our bilateral relations with countries of the North continued to grow and strengthen within the difficult economic climate. In this regard, there was a specific focus on Africa at the G20, and we welcomed the commitment of the G20 to support industrialisation in Africa and least developed countries, support for the implementation of Agenda 2030, and the focused attention on anti-microbial resistance from a financing and research perspective.

We have strengthened our relations with countries and formations of the South without negating our important ties with strategic formations of the North. In this context, South Africa signed an Economic Partnership Agreement with the European Union (EU) in June 2016 with a view to leverage increased market access for our products into the region. We did so conscious of the challenges that could follow the United Kingdom's exit from the EU, which will in future require us to conduct more trade negotiations with that country at a bilateral level.

This, however, bodes well for our bilateral relations strategy, which focuses mainly on the promotion of FDI, tourism and market access with a view to address the triple challenges of poverty, inequality and unemployment. Thus, our economic diplomacy seeks to contribute towards the realisation of the NDP Vision and by extension the AU's Agenda 2063 and the UN's SDGs.

Our bilateral relations have served as a key driver of economic diplomacy and yielding tangible dividends for the South African economy. The southern African region continued to be of great importance to South Africa, not only politically, but more so in the area of trade and economic development. In 2016, South Africa's trade with the region amounted to R336 billion, which is estimated to be

more than 70% of the total trade with Africa.

Western Europe accounted for about 25% of South Africa's total global trade in 2016 and remained South Africa's largest source of FDI.

The United States of America (USA) and Canada continued to be important trade and investment partners for South Africa, with 863 companies from the region trading in South Africa, creating over 120 000 employment opportunities. South Africa is also the USA and Canada's most important commercial partner in Africa.

South Africa's presence in the Asia and the Middle East consisted of six missions in 1994. In 2014, South Africa had diplomatic relations with all 57 countries in the region, with 32 missions.

Consequently, in 1994, South Africa's total trade in the region stood at approximately R5 billion for the Middle East and R40 billion for Asia. In 2014, this figure grew rapidly and substantially to R760 billion for Asia and R116 billion for the Middle East.

We steadily worked hard to improve the comprehension of South Africa's international engagements by international and domestic audiences through proactive and responsive media briefings, public participation programmes (PPPs), *Ubuntu* Magazine and opinion pieces by principals. In this regard, 19 PPPs

were undertaken both domestically and internationally to further enhance the understanding of foreign policy.

Complementarily and in response to the fluid communication environment, we have continued to enhance our efforts to reach out to the public and increase our share of voice. Thus, since the launch of *Ubuntu* Radio in 2013, we have consistently increased our listenership in many parts of the world and domestically, thereby raising awareness and stimulating public discourse on South Africa's foreign policy.

I wish to conclude by thanking all DIRCO staff, under the leadership of the Director-General as well as oversight by the Executive, for sparing no efforts in contributing towards the realisation of our mandate.



Ms Maite Nkoana-Mashabane
Minister of International
Relations and Cooperation
31 July 2017





DEPUTY MINISTERS



Nomandiya Mfeketo
Deputy Minister of International Relations and Cooperation



Luwellyn Landers
Deputy Minister of International Relations and Cooperation



4. REPORT OF THE ACCOUNTING OFFICER

Overview of the operations of the department

During the year under review, Africa continued to be an apex priority for South Africa's foreign policy and it remained central to the country's international relations engagements. To this end, South Africa is greatly honoured to hold current membership of the African Union Peace and Security Council (AUPSC). As a country, we have utilised this membership as a conduit towards strengthening the AU, its agencies and member states alike. South Africa continued to attach great importance to ensuring the effective operationalisation of the pillars supporting conflict prevention; crises and conflict management, post-conflict reconstruction and development; strategic security issues; and the coordination of partnerships. This has been our commitment towards contributing to the African Peace and Security Architecture.

South Africa has leveraged opportunities derived from its membership of the Brazil, Russia, India, China and South Africa (BRICS) mechanism. We are pleased to report that the New Development Bank of BRICS is up and running at its Headquarters in Shanghai, China. The Africa Regional Centre was launched in South Africa in August 2017.

The Eighth BRICS Summit, held from 15 to 16 October 2016, in Goa, India, took place at the back of a sluggish economic outlook. Despite some of the challenges facing member states, the summit concluded a number of memoranda of understanding (MoUs). Among the key ones are MoUs on Customs Cooperation, BRICS Diplomatic Academies and the BRICS Agriculture Research Centre. The conclusion of these MoUs is critical for achieving the objectives set in the National Development Plan (NDP), which remains South Africa's blueprint for its developmental aspirations. We look forward to the long-term benefits of these initiatives in addressing the critical needs of our country.

Our continued engagements with strategic partners is a response to addressing our country's national priorities as reflected in the NDP. Accordingly, the year under review witnessed strengthened bilateral political and economic relations. Of the 34 scheduled structured bilateral mechanisms, 22 were convened. A total of 26 high-level visits were also concluded within the context of strengthening structured bilateral mechanisms. The outcomes of these engagements will manifest through the direct and indirect investment by our key partners in strategic sectors of our economy.



South Africa's international relations engagements had a positive impact on the country's tourism growth levels. This was the result of an effective and efficient economic diplomacy strategy. For the year in review, the country hosted a total of 67 tourism-promotion activities. The culmination of these activities was a 13% increase in international tourist arrivals in South Africa.

Some of South Africa's notable engagements in global governance during the year under review included participation in the development of international human rights norms and standards and advocacy of the strict observance of international humanitarian law, especially in areas of armed conflict. The department is also pleased that the election of three South African international experts in Human Rights Law to the United



- advanced positions of developing countries on climate finance.

An increase in our social media engagements continued to shape and harness opinions about South Africa's international relations engagements. In 2016, the department was greatly honoured to be ranked number one in Africa in Digital Diplomacy. The ranking used both qualitative and quantitative data and analysed publicly open digital diplomacy assets such as websites, mobile apps and social networks and how they are used in diplomatic endeavours.

The Department of International Relations and Cooperation continued to render consular assistance to South Africans travelling, working, studying and living abroad. The forms of support provided included the processing of 110 cases of South African nationals in distress abroad, 376 civil processes, 95 new prisoner cases, 168 mortal remains cases, 48 cases of the whereabouts of South African citizens, two adoptions, 10 abductions and 38 extradition requests. Consular Services continued to provide legalisation services for public documents and attended to general consular enquiries.

Nations (UN) Human Rights Treaty Monitoring System is indicative of the confidence in South Africa's role in championing human rights as its apex priority.

contribute meaningfully to resolving challenges related to climate change. During these meetings, South Africa managed to secure key objectives, which included the following:

The participation of South Africa in the 2016 Climate Change Conference (UN Framework Convention on Climate Change COP22/CMP12) as well as its preparatory meetings (African Group of Negotiators and G77), held in Marrakech, Morocco, from 3 to 18 November 2016 was a clear indication of South Africa's desire to

- an agreement on the road map to develop the rule-book for the Paris Agreement
- operationalisation of the Paris Capacity Building Committee
- five-year work programme agreed for the Warsaw Mechanism on Loss and Damage



MARRAKECH COP22|CMP12
UN CLIMATE CHANGE CONFERENCE 2016

Infrastructure-related expenditure and projects

The department allocated R235 million towards infrastructure spending for 2016/17. This allocation funded new and existing infrastructure development, the acquisition of land and buildings and the renovation and refurbishment of state-owned chanceries, official residences and staff accommodation. During the financial year, the department completed the construction of chanceries in Dar es Salaam, Tanzania, and Lilongwe, Malawi, as well as three staff accommodation units.

During the year under review, the department received concurrence from National Treasury to conclude the infrastructure pilot project for the development and construction of the office and residential accommodation for the Permanent Mission of South Africa to the UN and the Consulate General as a public-private partnership. Accordingly, during the 2016/17 financial year, an amount of R125 million was disbursed towards the acquisition of land and the performance of necessary due diligence in preparation for the submission of Treasury Approval III. In addition, small-scale renovation projects for the existing property portfolio are ongoing, including resurrecting of The Hague project

that would receive priority attention in the 2017/18 financial year.

Compensation of employees' expenditure ceiling

The department's compensation of employees entails salaries and benefits as determined by the Public Service Act, 1994, as amended. However, the department finds itself in a peculiar situation in managing its foreign staff complement, which consists of transferred officials stationed in missions abroad and further supported by Locally Recruited Personnel (LRP) who are employed in terms of the local legislation of the receiving country.

Consequently, the predetermined compensation of employees ceiling remains a challenge to the department due to the volatility of the nature of the benefits accorded to the transferred staff stationed abroad as determined by the Foreign Service Dispensation as well as payment of salaries and wages to LRP as prescribed by the local law of the host countries that are payable in foreign currencies. The department has implemented initiatives and personnel-reduction strategies which include the suspension of filling vacant posts and laying off of some LRPs.

In conforming to the compensation of employees' ceiling as determined at the beginning of the 2016/17 financial

year, the department embarked on an intensive exercise to realign the required skills sets with the organisational structure with special emphasis on the missions abroad.

An amount of R31 million was disbursed towards the laying off of 89 LRP. Consequently, the concomitant benefits would only be realised over the Medium Term Expenditure Framework (MTEF) period. In the immediate and medium term, the department will continue to implement the lay-off process through offering voluntary severance packages, which will inevitably necessitate the revising of the expenditure ceiling over the MTEF period.

Overview of the financial results of the department:

Departmental receipts

Departmental receipts	2016/17			2015/16		
	Estimate	Actual amount collected	(Over)/under collection	Estimate	Actual amount collected	(Over)/under collection
	R'000	R'000	R'000	R'000	R'000	R'000
Sale of goods and services other than capital assets	853	972	(119)	908	1,013	(105)
Transfers received	-	-	-	-	-	-
Fines, penalties and forfeits	-	-	-	-	-	-
Interest, dividends and rent on land	532	694	(162)	1,373	1,740	(367)
Sale of capital assets	3,200	4,357	(1,157)	3,907	5,807	(1,900)
Financial transactions in assets and liabilities	19,755	22,977	(3,222)	41,994	26,324	15,670
Total	24,340	29,000	(4,660)	48,182	34,884	13,298

Departmental receipts are generated from interest earned from mission bank accounts; refunds received through value-added tax exemption from missions in accordance to the diplomatic privileges accorded to South Africa by host countries; and proceeds on sale of capital items identified for disposal. During the year under review, the revenue collected increased from R34,9 million to R36,5 million.

Programme expenditure

Programme name	2016/17			2015/16		
	Final appropriation	Actual expenditure	(Over)/ under expenditure	Final appropriation	Actual expenditure	(Over)/ under expenditure
	R'000	R'000	R'000	R'000	R'000	R'000
Administration	1,551,563	1,544,797	6,766	1,381,600	1,381,471	129
International Relations	3,743,869	3,742,891	978	3,506,175	3,640,379	(134,204)
International Cooperation	481,950	462,943	19,007	525,201	523,051	2,150
Public Diplomacy and Protocol	272,860	271,913	947	363,557	333,222	30,335
International Transfers	788,409	822,386	(33,977)	734,321	766,641	(32,320)
Total	6,838,651	6,844,930	(6,279)	6,510,854	6,644,764	(133,910)

The spending trends per programme are outlined below:

Programme 1: Administration

During the period under review, Programme 1 continued to provide support with regard to the development of the overall policy and management of the department through efficient, effective and economical utilisation of scarce resources.

The expenditure for Programme 1 is R1,6 billion, which represents an increase of 12% compared to R1,4 billion of the 2015/16 financial year. The increase in expenditure is due to the acquisition of land for the development and construction of the office and residential accommodation for South Africa's Permanent Mission to the UN and the Consulate General. In addition, the department has completed the construction of chanceries in Dar es Salaam, Tanzania, and Lilongwe, Malawi, as

well as three staff accommodation units.

Programme 2: International Relations

Expenditure increased from R3,6 billion in 2015/16 to R3,7 billion in 2016/17 at a nominal growth rate of 3%. This is mainly attributed to the depreciation of the Rand against other major foreign currencies. The depreciation of the Rand resulted in high exchange rates, thus increasing operational costs incurred at missions abroad, including salaries and wages as well as lease payments for office and residential accommodation.

Programme 3: International Cooperation

Expenditure decreased by 8% from R523,0 million in 2015/16 to R481,9 million in 2016/17. The decrease is mainly due to the cost-

containment measures that were implemented.

Programme 4: Public Diplomacy and Protocol

Expenditure decreased from R333,2 million in 2015/16 to R272,9 million in 2016/17, which represents a decrease of 18%. The decrease is due to the expenditure relating to the AU Summit and Forum on China-Africa Cooperation (FOCAC) Summit that were hosted in the 2015/16 financial year.

Programme 5: International Transfers

Programme 5 recorded expenditure of R822,4 million against the final appropriation of R788,4 million, which represents overspending of R33,9 million during the 2016/17 financial year. The overspending is due to the adoption of a new scale



of assessment during the 25th AU Assembly of Heads of State or Government hosted in Sandton, South Africa, in June 2015. Thus, the resolution on self-financing/reliance necessitated that the South African-assessed contribution was

in arrears for the 2015/16 financial year, amounting to R75 million. The department had planned to defray such an expenditure through a virement of funds from savings realised from the implementation of cost-containment measures.

Virements and roll-overs

Virements of funds amounting to R113,669 were processed from Programme 2 and Programme 3 to defray overexpenditure in Programme 1 and Programme 4. The higher expenditure is mainly in relation to information and communications technology expenditure as well as storage and insurance costs for officials transferred abroad. The savings were mainly due to the cost-containment measures that the department implemented for missions and head office in the areas of travel budget and operating leases at missions.

Roll-over

The department did not request a roll-over of funds during the 2016/17 financial year.

Unauthorised, fruitless and wasteful expenditure

The department incurred unauthorised expenditure of R33,9 million during the 2016/17 financial year. The overspending was as a result of arrears payment for AU membership of the 2015/16 financial year as well as the foreign exchange losses due to depreciation of the Rand against other major foreign currencies.

Future plans of the department

The Foreign Service Bill, 2016 has been tabled in Parliament and referred to the Portfolio Committee on International Relations. The Bill

is aimed at, among others, the establishment of a single foreign service for the Republic of South Africa; for the administration and functioning of the Foreign Service; and for the establishment of mechanisms that enhance the execution of international relations. It is anticipated that the Bill will be passed in the 2017/18 financial year.

Public-private partnerships (PPPs)

During the period under review, the department did not enter into a new Public-Private Partnership Agreement (PPPA). The department continued to service the existing PPP Agreement with Main Street 717 (Pty) Ltd, concluded in 2009. This is done through quarterly meetings of senior managers as well as monthly operational meetings for operational managers. In addition, the meetings also deal with other governance and operational issues.


The term of the PPPA is 25 years, ending in 2034. The total cost incurred in relation to the agreement for the financial year 2015/16 is as follows:

DESCRIPTION	2016/17 R'000	2015/16 R'000
Unitary fees (Fixed component)	27 947	27 947
Management fees, facilities and VAT (Indexed component)	192 128	188 745
Total	220 075	216 692

Discontinued activities/activities to be discontinued

None





New or proposed activities

The department is continuing with the plans to operationalise the South African Development Partnership Agency in order to support South Africa's outgoing development cooperation policy by providing funding and technical support for development initiatives. Finalisation of the Partnership Fund for Development Bill, aimed at repealing the African Renaissance and International Cooperation Fund Act, 2000 (Act 51 of 2000) is in progress.

Supply chain and asset management

The department continued with a centralised procurement approach to enhance its service delivery improvement plans. This included the revision of the financial delegation of authority as well as training of senior management members serving in three bid committees, namely: specification, evaluation and adjudication.

The department continued to strengthen its procurement process to enhance its service delivery improvement plans through an invoice-tracking system to improve and monitor the turnaround time in adherence to 30-day payment period.

Asset management remained a key focus area and the department implemented additional measures in an effort termed "asset clean-up", consequent to the negative audit

outcome in 2015/16. These measures included introducing a web-based asset management system. Missions and assets controllers were given additional tools, through the implementation of the web-based asset management system, which conferred the accountability to the cost centre level (mission).

In addition, the department has appointed an expert for the identification of heritage assets within its collection of works of art. This has been a challenging exercise, especially that it requires specialised knowledge and skills, which the department does not have and more so, a rare skill within the country. This project remains work in progress, with consultations taking place with National Treasury and the Department of Arts and Culture.

Gifts and donations received in kind from non-related parties

Details of the gifts and donations received in kind from non-related parties in the execution of foreign policy at missions abroad and during high-level visits as appreciation, are illustrated in Annexure 1J of the financial statements.

Exemptions and deviations received from the National Treasury

None

Events after the reporting date

None





Other agency services

The Department of International Relations and Cooperation renders agency services on behalf of other departments, public entities and provinces that have staff members stationed abroad or where departmental delegations travel abroad for official purposes, including institutions. In addition, the department also renders agency services on behalf of the Department of Home Affairs in relation to immigration and civic services. The department has entered into agreements through signed MoUs with the relevant departments with the purpose of setting out the administrative arrangements concerning cooperation between the department and the relevant department at South African missions, including the payment of advance payments by partner departments.

Related party arrangement

The African Renaissance and International Cooperation Fund (ARF) is subject to the direction of the Minister of International Relations and Cooperation under the control of the Director-General. The objective of the fund is to promote economic cooperation between the Republic of South Africa and other countries by providing grants and or other financial assistance in respect of development projects in such countries. In strengthening the governance issues of the ARF, the department has

developed an operational framework; appointed a full-time ARF secretariat; shared internal audit; appointed an audit committee; as well as developed a risk management plan.

Acknowledgement/s or appreciation

I would like to acknowledge the support received from the Honourable Minister and Deputy Ministers of International Relations and Cooperation. My gratitude and appreciation goes to the Audit Committee members, Risk Management Committee members, the Chief Financial Officer and his team, the Management and staff of DIRCO, National Treasury, as well as the Office of the Auditor-General of South Africa.

Conclusion

The department is committed to continue to implement cost-containment measures to realise savings for the funding of priority projects in line with the Medium Term Strategic Framework. However, the department remains vulnerable to foreign exchange volatility, which necessitates a review of how the foreign operations are supported with regard to financial instruments that are available for the department to mitigate such in order to address future unauthorised expenditure that might occur.

Approval and sign-off

The annual financial statements

set out on pages 176 to 253 have been recommended by the Audit Committee members and approved by the Accounting Officer.

Mr KE Mahoi

Accounting Officer

Department of International Relations and Cooperation

Date: 31 July 2017

5. STATEMENT OF RESPONSIBILITY AND CONFIRMATION OF ACCURACY FOR THE ANNUAL REPORT

To the best of my knowledge and belief, I confirm the following:

All information and amounts disclosed throughout the Annual Report are consistent.

The Annual Report is complete, accurate and free from any omissions.

The Annual Report has been prepared in accordance with the *Annual Report Guide for National and Provincial Departments* as issued by National Treasury.

The annual financial statements (Part E) have been prepared in accordance with the modified cash standard and the relevant frameworks and guidelines issued by National Treasury.

The Accounting Officer is responsible for the preparation of the annual financial statements and for the judgements made in this information.

The Accounting Officer is responsible for establishing and implementing a system of internal control that has



been designed to provide reasonable assurance as to the integrity and reliability of the performance information, the human resources information and the annual financial statements.

The external auditors are engaged to express an independent opinion on the annual financial statements.

In my opinion, the Annual Report fairly reflects the operations, performance information, human resources information and the financial affairs of the department for the financial year ended 31 March 2017.

Yours faithfully

Mr KE Mahoi
Accounting Officer
Department of International Relations and Cooperation
May 2017



6. STRATEGIC OVERVIEW

6.1 Vision

The Department of International Relations and Cooperation's (DIRCO) vision is championing an African continent, which is prosperous, peaceful, democratic, non-racial, non-sexist and united and which aspires to a world that is just and equitable.

6.2 Mission

DIRCO's mission is to formulate, coordinate, implement and manage South Africa's foreign policy and international relations programmes, and promote South Africa's national interest and values and the African Renaissance (and create a better world for all).

6.3 Values

DIRCO adheres to the following values:

- Patriotism
- Loyalty
- Dedication
- Ubuntu
- Constitutional Values (Chapter 10)
- Batho Pele.

7. LEGISLATIVE AND OTHER MANDATES

7.1 Constitutional mandate

The Constitution of the Republic of South Africa, 1996 is the supreme law of the Republic and all law or conduct inconsistent with it, is invalid. The President is ultimately responsible for South Africa's foreign policy and it is the President's prerogative to appoint heads of South Africa's diplomatic missions, receive foreign heads of diplomatic missions, conduct inter-state relations and enter into international agreements.

The Minister of International Relations and Cooperation (Minister), in accordance with her Cabinet portfolio responsibilities, is entrusted with the formulation, promotion and execution of South Africa's foreign policy. The Minister assumes overall responsibility for all aspects of South Africa's international relations in consultation with the President. In practice, the Minister consults the Cabinet and individual Cabinet ministers on aspects of importance, as well as on cross-cutting issues that have a bearing on the programmes of other ministries and departments.

Oversight and accountability in the formulation and conduct of South Africa's foreign policy are vested in the Parliamentary Portfolio Committee on International Relations and Cooperation.



7.2 Legislative mandate

The Foreign States Immunities Act, 1981 (Act 87 of 1981): This Act regulates the extent of the immunity of foreign states from the jurisdiction of the courts of the Republic and provides for matters connected therewith.

The Diplomatic Immunities and Privileges Act, 2001 (Act 37 of 2001): The Act provides for the immunities and privileges of diplomatic missions and consular posts and their members; of heads of states, special envoys and certain representatives of the United Nations and its specialised agencies; and other international organisations and of certain other

persons. Provision is also made for immunities and privileges pertaining to international conferences and meetings. It enacts into law certain conventions and provides for matters connected therewith.

The African Renaissance and International Cooperation Fund Act, 2001 (Act 51 of 2001): The Act establishes an African Renaissance and International Cooperation Fund (ARF) to enhance cooperation between the Republic and other countries, in particular African countries, through the promotion of democracy, good governance, the prevention and resolution of conflict, socio-economic development and

integration, humanitarian assistance and human resource development.

International agreements (multilateral and bilateral): These include international agreements concluded by the Republic of South Africa in terms of sections 231(2) and 231(3) of the Constitution of the Republic of South Africa, 1996.

7.3 Policy mandate

The *Measures and Guidelines for Enhanced Coordination of South Africa's International Engagements* and its annexures, approved by Cabinet in 2009, establish more effective mechanisms to coordinate the conduct of international relations

and the implementation of South Africa's foreign policy.

The South African Council on International Relations (SACOIR), approved by Cabinet in 2011, provides a consultative platform for engagement of non-state actors in South Africa's international relations.

The National Information Security Policy, approved by Cabinet in 1996, provides the minimum standards for security.

The *White Paper on Foreign Policy*, approved by Cabinet in 2012, assesses South Africa's foreign policy against the rising expectations of the critical role of foreign policy to meet domestic priorities.

The Foreign Service Dispensation (FSD) is implemented in terms of the provisions of Section 3(3) (c) of the Public Service Act, 1994 (Act 103 of 1994), as amended, and is applicable to designated employees who serve in a foreign country at a South African mission abroad and fall within the scope of the Public Service Coordinating Bargaining Council. The FSD consists mainly of two measures, namely remunerative measures (South Africa) and compensatory measures and other foreign-service benefits at the missions.

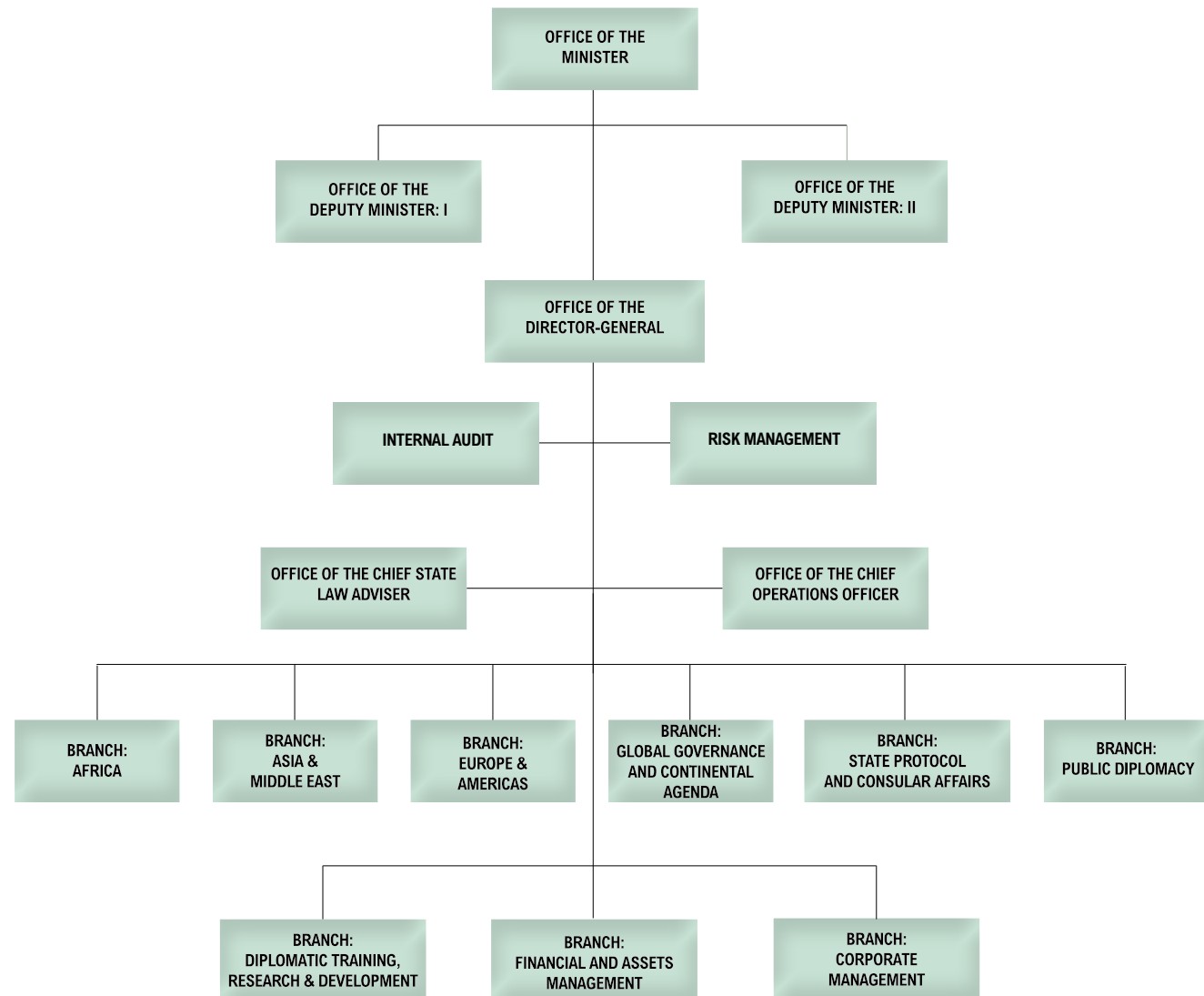


DID YOU KNOW

Able to accommodate at least 2 400 officials, the OR Tambo Building is one of the most modern and beautiful African architectural buildings in the country.



8. ORGANISATIONAL STRUCTURE



9. ENTITIES REPORTING TO THE MINISTER

Name of entity	Legislative mandate	Financial relationship	Nature of operations
African Renaissance and International Fund (ARF)	African Renaissance and International Cooperation Fund Act, 2000 (Act 51 of 2000): To enhance cooperation between the Republic and other countries, in particular African countries, through the promotion of democracy, good governance, the prevention and resolution of conflict, socio-economic development and integration, humanitarian assistance and human resource development	<p>The fund receives its funds from the department through the following:</p> <ul style="list-style-type: none"> • money appropriated by Parliament for the fund • unexpended money in the previous fund • money received by the way of repayment of any loan made from the fund • interest received on investment of money standing to the credit of the fund • money accruing to the fund from any other source <p>Payments and/or disbursements are made on behalf of the fund by the department once concurrence is received from the Minister of Finance</p>	Loans and/or other financial assistance are granted subject to terms and conditions as may be agreed upon by that country and the Minister, acting in each case in consultation with the Minister of Finance






PART B
PERFORMANCE INFORMATION

“The fight for freedom must go on until it is won; until our country is free and happy and peaceful as part of the community of man, we cannot rest.”

We have a vision of South Africa in which black and white shall live and work together as equals in conditions of peace and prosperity.

Oliver Reginald Tambo (1917 – 2017)



1. AUDITOR-GENERAL'S REPORT: PREDETERMINED OBJECTIVES

The Auditor-General of South Africa currently performs certain audit procedures on the performance information to provide reasonable assurance in the form of an audit conclusion. The audit conclusion on the performance against predetermined objectives is included in the report to management, with material findings being reported under the Predetermined Objectives heading in the report on other legal and regulatory requirements section of the Auditor's report.

Refer to page 172 of the Report of the Auditor General, published as Part E: Financial Information.



2. OVERVIEW OF DEPARTMENTAL PERFORMANCE

2.1 Service delivery environment

In the year under review, the Department of International Relations and Cooperation (DIRCO) reports on the progress made in the Service Delivery Improvement Plan (SDIP) "key service" – identified as – "To provide Consular Notarial Services/Legalisation of Official (Public) Documents. Consular notarial services are rendered by the Legalisation Section within the Branch: State Protocol and Consular Services. The service is a "direct service" to the general public whereby official (public) documents are legalised for use outside the borders of South Africa. The report illustrates how the Legalisation Section has been dealing with a steady increase in requests for legalisation of official (public) documents, despite the lack of development of computer infrastructure and the modernisation of printers, etc. The Legalisation Section continued to maintain the standards set up by the Service Delivery Charter and in some cases exceeded the set standards. The above limiting factors are continuously discussed with stakeholders and are reported on.

Consular notarial services are rendered to South African citizens and foreign nationals requiring South African official (public) documents



to be legalised for use abroad. These services are rendered with the objective to provide legal validity to South African official (public) documents when used in countries outside South Africa. The Legalisation Section's public hours are from 08:30 – 13:30 (Monday – Friday, excluding public holidays). Telephone enquiries are dealt with during normal office hours (08:00 – 16:30).

Consular notarial services are demand-driven services. Statistics indicate an average 15% increase in documents that are legalised on an annual basis. The number of documents legalised over the last four years are as follows:

• 2013/14	=	36 327
• 2014/15	=	43 793
• 2015/16	=	43 474
• 2016/17	=	52 595.

Some of the challenges experienced by DIRCO in providing these services during the reporting period include:

- information-sharing between relevant stakeholders (departments)
- outdated computer infrastructure
- Legalisation Section reception area is becoming too small for the walk-in customers and there is not sufficient space for customers to sit.

2.2 Service Delivery Improvement Plan

The department has completed an SDIP. The tables below highlight the SDIP and the achievements to date.

Main services and standards

Main services	Beneficiaries	Current/actual standard of service	Desired standard of service	Actual achievement
To provide consular notarial services in respect of South African official (public) documents for use abroad	The public	Chief Directorate: Consular Service Quality Management System (ISO 9001:2008)	Chief Directorate: Consular Service Quality Management System (ISO 9001:2008)	Chief Directorate: Consular Service Quality Management System (ISO 9001:2008)

Batho Pele arrangements with beneficiaries (Consultation, access, etc.)

Current/actual arrangements	Desired arrangements	Actual achievements
<p>Consultation: Consultation is done through the following:</p> <ul style="list-style-type: none"> • telephone enquiries • written enquiries via e-mail, fax or letters • visits by clients to the Legalisation Section 	Consultation through structured meetings with stakeholders on a quarterly basis	<p>Meetings and consultations were held during the year with various stakeholders to discuss matters that impacted on service delivery, among which the following can be mentioned:</p> <ul style="list-style-type: none"> • a meeting with the Chinese Embassy (Pretoria) • discussions with the Department of Higher Education and Training • discussions with the Chief Registrar of the Western Cape High Court, Cape Town, in November 2016 <p>All matters were resolved</p>
<p>Courtesy: Officials are friendly, courteous, highly professional and knowledgeable in the services provided</p> <p>Officials are identified by name tags</p> <p>There is a dedicated fully furnished reception/waiting area with serving windows available for the clients</p>	<p>Maintain and continue to improve on the standards achieved in 2015/16 through evaluation and assessment, based on the previous outcomes</p> <p>Television screen (and content) to display consular information (by December 2016)</p> <p>Legalisation Section Reception area to be enhanced to provide sufficient seating and space for walk-in customers</p> <p>Intercom system to be installed by December 2016</p> <p>Rope and electronic queue management system to be implemented by March 2017</p>	<p>Officials are identified by name tags</p> <p>Service Delivery Charter displayed in the Legalisation Reception area</p> <p>The need for a television screen (and content) in the Legalisation Reception area was identified. This will eventually form part of a greater enhancement of the entire Consular Area and will be dealt with in that project</p> <p>The old sofas in the Reception area were replaced with new sofa chairs</p> <p>The request for an improved intercom system still need to be addressed</p> <p>A temporary rope queuing system was on loan to the Legalisation Section. The installation of an electronic queuing system is currently being investigated. The installation will form part of the greater enhancement project for the entire Chief Directorate: Consular Services</p>

Current/actual arrangements	Desired arrangements	Actual achievements
<p>Access: The service is accessed as follows:</p> <p>Physical address: Ground Floor, OR Tambo Building, 460 Soutpansberg Road, Rietondale, Pretoria, 0084</p> <p>Postal address: Department of International Relations and Cooperation, Private Bag X152, Pretoria, 0001</p> <p>Legalisation Section is open to the public on weekdays from 08:30-13:30</p> <p>By telephone: 012 351-1726 (enquiries) or 012 351-1232 (Supervisor) or x11269 / x11231 / x10033 / x10595 / x11490 / x11717 / x11268</p> <p>Fax: 012 329-1018</p> <p>Official's e-mails and website: (www.dirco.gov.za)</p> <p>There is a dedicated general enquiries' e-mail address: legalisation@dirco.gov.za on the website</p> <p>Courier, registered mail/fast mail and via South Africa's representatives abroad</p>	<p>Implementation of the Departmental Language Policy, which caters for consular services to be provided in the following languages: English, Afrikaans, isiZulu and seSotho</p>	<p>All of the mentioned languages are accommodated</p>

Service delivery information tool

Current/actual information tools	Desired information tools	Actual achievements
<p>Information Information is shared as follows:</p> <ul style="list-style-type: none"> • DIRCO and GCIS websites • daily telephone and e-mail enquiries • daily distribution of information sheets • in person to walk-in clients visiting the Legalisation Section • Service Delivery Charter displayed • ad hoc meetings held with stakeholders <p>Legalisation services may be applied for by any of the following means:</p> <ul style="list-style-type: none"> • in person at the Legalisation Section at DIRCO • by courier • by registered/fast mail • via the South African High Commission, Embassy or Consulate General abroad <p>The services include the legalisation of South African official (public) documents for use abroad. Documents that may be legalised include but are not limited to:</p> <ul style="list-style-type: none"> • documents pertaining to vital statistics (birth, marriage and death certificates) • other civic documents i.e. letters of no impediment (marital status) • citizenship letters/letters of renunciation • vault copies • police clearance certificates • educational qualifications • divorce decrees and settlement agreements • documents relating to adoption • verification of drivers' licences • registration of companies and close corporations • registration of patent designs • trademarks and copyright • health reports • translated documentation • export documents • end-user certificates <p>Clients who do not have the correct documents are directed to the relevant department/institution to obtain the correct documents (information sheets available to customers)</p> <p>Document and version control as per Chief Directorate: Consular Service Quality Management System, adhered to, to ensure that clients are not provided with outdated information</p>	<p>Maintain and implement corrective measures where necessary to improve on the standards achieved in 2015/16 through evaluation and assessment based on the previous outcomes</p> <p>Television screens (and content) to be used for consular-related information</p>	<p>Awaiting the installation of a television screen (and content) in the Legalisation Reception area</p> <p>A Consular Awareness Programme has been developed and approved</p> <p>The purpose of this project is to inform the public of all the consular services available to them</p> <p>The development of a Consular Public Awareness/Marketing Campaign will include material/pamphlets to be designed and printed for distribution to the public</p> <p>The development and distribution of pamphlets on the <i>ABC's of Legalisation</i> (general information on the legalisation processes) will form part of this project</p> <p>This project will be rolled out in phases between 2017 and 2019</p>

Complaints mechanism

Current/actual complaints mechanism	Desired complaints mechanism	Actual achievements
<p>Walk-in clients can provide feedback on their acknowledgement of receipt forms. The statistical information received is captured in the daily register. If poor performance was received, the official who dealt with the enquiry must provide a written report on the incident, which is submitted to the Supervisor</p> <p>The Supervisor contacts the client and a suitable resolution or corrective measures to be implemented (where applicable). All negative comments are reported to management for analysis and action within one week of lodging the complaint. If the reported complaint involves non-compliance with the Service Delivery Charter, the matter is addressed with the staff member involved</p> <p>The Supervisor also addresses any complaints or difficult situations directly with walk-in clients, as and when required (which cannot be dealt with by the counter staff member). A suggestion box is also available within the Legalisation Section Reception area for clients to provide suggestions, compliments and complaints. These are addressed accordingly by the Supervisor</p>	<p>Align consular processes with the approved departmental Complaints and Compliments Management Framework</p>	<p>Complaints received through the in-house system were analysed and addressed within 24 hours</p> <p>Compliments and complaints procedures have been aligned with DIRCO's Compliments and Complaints Framework as instructed by the Chief Operations Officer. Memo dated 3 February 2016</p> <p>Feedback is analysed daily, customer complaints addressed and management provided with reports on a monthly basis (including compliments)</p> <p>Management continues to engage with all affected stakeholders with a view to improve on areas of concern raised by members of the public</p>



2.3 Organisational environment

The strategic objective of Human Resources (HR) is to implement effective HR management to ensure that adequate and sufficiently skilled resources are in place and that performance is monitored.

During the reporting period, the department managed to reduce the vacancy rate from 12,9% to 9,09%. In order to remain within the ceiling placed on the compensation of employees, the department could only fill critical posts and also embarked on a process to abolish/freeze non-critical posts, both at Head Office and abroad. This is being implemented through a staggered approach and will continue during the Medium Term Expenditure Framework (MTEF) period.

Furthermore, the contract of the Director-General expired on 30 May 2016. An acting DG was appointed while the recruitment and

appointment processes unfolded. The post of DG was advertised on 15 and 16 October 2016 and interviews were conducted on 23 January 2017. The Cabinet Memorandum containing the name of the nominated candidate was submitted to the Department of Public Service and Administration on 15 February 2017, for tabling at Cabinet.

2.4 Key policy developments and legislative changes

There were no major changes to relevant policies or legislation that may have affected the department's operations during the period under review.

The department has tabled the Foreign Service Bill in Parliament for processing during the 2016/17 financial year. The Bill provides for management, administration and functioning of the foreign service of the Republic of South Africa.

3. STRATEGIC OUTCOME-ORIENTED GOALS

Strategic outcome-oriented goal	Goal statement	Progress
To create a better South Africa and contribute to a better and safer Africa in a better world	Protect, promote and consolidate South Africa's national interests and constitutionally entrenched values through targeted bilateral and multilateral engagements	<p>South Africa's national priorities advanced in the fields of education, rural development, security and health through 22 structured bilateral mechanisms and 20 high-level engagements</p> <p>Negotiated and influenced the resolutions, decisions and outcomes to reflect South Africa's national interest through reported structures and processes of bodies such as the African Union (AU), Southern African Development Community (SADC), the United Nations (UN) and its agencies</p>
	Contribute to continental and global development, security and human rights for all through identified processes, mediation, peace support, post-conflict reconstruction efforts of multilateral institutions, structured bilateral mechanisms and multilateral engagements	Contributed to continental and global development, security and human rights for all through identified processes, mediation, peace support, post-conflict reconstruction of various efforts undertaken, particularly serving on the AU Peace and Security Council and the Human Rights Council. In addition, the department also established a mediation support unit and provided training programmes on mediation and conflict resolution
	Promote multilateralism to secure an equitable rules-based system of global governance responsive to the needs of Africa and developing countries	Negotiated and influenced the outcomes of multilateral meetings and processes to reflect South Africa's national interests in peace and security, sustainable development (social, economic and environmental), human rights and humanitarian affairs, international crime and international law



In terms of the 2015/16 Programme of Action (PoA) for the Delivery Agreement for Outcome 11: *Creating a Better South Africa and Contributing to a Better and Safer Africa in a Better World*, the department has actively participated in the International Cooperation, Trade and Security Cluster and consistently submitted quarterly reports to the cluster as well as the Ministerial (Executive) Implementation Forum. The quarterly reports reflected the achievements and engagements of the department at various levels, as per the six sub-outcomes relevant to the department in the Outcomes 11 document. Reporting has been consistent, regular and of the required standard, giving effect to the progress made by the department in carrying out its strategic mandate.

Some of the highlights reported against Outcome 11, and which consistently reflected a “green” (achieved) rating, included the economic diplomacy work done, particularly by missions, and the department’s role and participation in multilateral fora, both continental (the AU and SADC) and global (the UN and its agencies; and formations such as Brazil, Russia, India, China and South Africa [BRICS]).

4. PERFORMANCE INFORMATION BY PROGRAMME

4.1 Programme 1: Administration

Purpose: Provide strategic leadership, management and support services to the department

Sub-programmes: Ministry; Departmental Management; Audit Services; Financial Management; Corporate Services; Diplomatic Training, Research and Development; Foreign Fixed Assets Management; and Office Accommodation

Description: Provides leadership and support functions that enable the department to effectively and efficiently engage in its international activities

The strategic objective of Human Resources (HR) is to implement effective HR management to make certain that adequate and sufficient skilled resources are in place and that performance is monitored.

During the reporting period, the filling of posts was affected by the ceiling placed on the compensation of employees' budget by National Treasury. Therefore, only specific posts were targeted for filling, resulting in a deliberate reduction in the filling of vacancies. Despite this, the department still managed to reduce its vacancy rate to 9,09%, which is within the national minimum average rate of 10%.

The provisions of the amended Public Service Regulations relating to performance management, which came into effect in August 2016, required moderations to be finalised by the end of the calendar year. This necessitated improved internal



processes, which included being innovative in submission of documents. The electronic filing of performance management documents improved record management in the department. Accordingly, there

was considerable improvement in the rate of compliance with the applicable prescript on submission of performance agreements, performance appraisals and moderations. Through the electronic

tracking system for submission of performance management documents, it was established that 16% of Senior Management Service (SMS) members did not submit performance agreements by the due

date. Some of the managers were on diplomatic training during the period of contracting, therefore, they were unable to submit their performance agreements although they were included in the total number of SMS members. In a few instances where the reasons for condonation was not acceptable, progressive disciplinary procedures in the form a verbal warning was issued to some of the eligible SMS members who had made representations for condonation of late filing of performance agreements.

A trends report on labour relations cases was produced and used to sensitise managers about the significance of their role in processing grievances and misconduct cases. This has resulted in a noticeable decrease of cases because most managers now have a better understanding and appreciation of labour relations (Code on Disciplinary Procedure).

The department continues to provide health and wellness services to all employees and managers alike as well as their family members at Head Office and missions. This is consistent with the Department of Public Service and Administration Framework on Health and Wellness and the Mission Support Programme. To this end, Employee Health and Wellness (EHW)

practitioners have provided services to a total of 554 officials and family members who were referred to EHW during the 2016/17 financial year. EHW also provided primary health and pre-travel medical services to Department of International Relations and Cooperation (DIRCO) employees and managers through the On-Site Occupational Health Clinic. On average 673 DIRCO officials utilised the On-Site Clinic services during the 2016/17 financial year.

A new service provider was sourced to optimise the performance of the network infrastructure in terms of connectivity and strengthening network security by hardening systems to protect against penetration. The roll-out of the new network and security infrastructure will be done over a period of 18 months. Twenty missions have been refreshed with new computers.

Information and Communications Technology (ICT) Governance has been formalised and implemented. Approved ICT policies are in place and were implemented. Governance structures have been formalised, although there are still some challenges of committees not meeting as required.

The ICT Strategic Plan has been approved and is complemented by the Infrastructure Refresher Plan, which aims to address the



ailing infrastructure by adopting a convergence strategy which will ensure that voice, data and video now share the same resources and interact with each other, synergistically creating new efficiencies.

The Diplomatic Academy's mandate of addressing the skills and developmental needs of officials as well as supporting the international relations competencies of partner departments grew exponentially in line with South Africa's growing obligations in international diplomacy.

The Academy is ISO 9001:2008 certified by the South African Bureau of Standards and also accredited by the Public Sector Education and Training Authority as a training provider. During the period under review, the Diplomatic Academy was able to train 974 officials from DIRCO and other government departments through different Foreign Service training programmes. These programmes included, among others, the preparation of heads of mission for their postings abroad as well as the training of young South African

graduates recruited into the Johnny Makhathini Ubuntu Diplomatic Corps Cadet Programme.

The academy collaborated with various international institutions such as Clingendael, and the International Trade Centre in Geneva and Singapore to ensure that internationally benchmarked programmes are offered. In order to adequately respond to the fast-changing global environment, the academy has adapted its training approaches to produce agile

diplomats with the wherewithal expertise to identify economic opportunities for South Africa and to attract much-needed foreign direct investment (FDI) to our country. This process entailed the finalisation of a Foreign Service Training Strategy as well as operationalisation of the Economic Diplomacy training unit.

Furthermore, the academy also developed a Foreign Language Training Framework, which will be used to enhance the training approach to foreign languages essential for the diplomats' ability to explain and promote South Africa's national interests. Translation and interpretation services were also offered. The academy also facilitated access to various international training programmes in partnership with other foreign entities.

The Mediation Support Unit (MSU) and the International School of the DIRCO Diplomatic Academy hosted three capacity-building programmes on Conflict Resolution, Negotiations and Mediation. During Youth Month (June 2016), a programme was hosted for 37 Student Representative Council members from 18 South African institutes of higher learning to assist them with knowledge and capacity when negotiating. During Women's Month in August 2016, a programme was hosted for 60 South African women from civil society. The MSU also hosted the Second



Gertrude Shope Annual Dialogue Forum on Conflict Resolution and Peace-Making with high-level women peace-builders from the Nordic countries (Norway, Sweden and Finland), as well as Africa (Burundi, Somalia and Democratic Republic of Congo [DRC]). The capacity-building programme and the Gertrude Shope Annual Dialogue Forum commemorated the 60th anniversary of the Women's March to the Union Buildings in 1956. The third programme was hosted for African diplomats during February/March 2017 to commemorate International Women's Day and to give effect to the international obligations from United Nations Security Council Resolution 1325.

The MSU also provided substantive, logistical and administrative support to the work of the South African Presidential Envoys for the Middle East Peace Process, former Minister Zola Skweyiya and former Deputy Minister Aziz Pahad.

The Policy Research and Analysis Unit (PRAU) in the department continued to do research in support of South Africa's foreign policy. Research papers and policy recommendations emanated from the unit included topics such: *Water Diplomacy: Cross-Frontier Water Management in SADC*; *Cultural Diplomacy as an Instrument of Foreign Policy*; *Science Diplomacy*; and *The Role of Four Central European Countries that Form*

the Visegrad Group of Countries (Poland, the Czech Republic, Hungary and Slovakia) in the Geopolitical Dynamics between Western Europe and Russia. Research activities such as seminars and workshops with stakeholders were held about the role of women in South Africa's peace-building contribution to South-Sudan; BREXIT and the possible impact on South Africa and Africa; the Strategic Relationship between South Africa/South African Development Community (SADC) and the European Union (EU); perceptions about South Africa in Africa; and promotion of South African small business internationally.

Extensive research was done on the repositioning of PRAU to ensure its output is at the highest strategic level and that it keeps up with an increasingly complex world which is moving at an ever-increasing pace. The result of the research will be presented to the department's top management early in 2017/18.

PRAU also serves as the secretariat for the South African Council on International Relations (SACOIR). In February 2017, the Branch: Diplomatic Training, Research and Development also facilitated an engagement between Minister Maite Nkoana-Mashabane and SACOIR. The engagement deliberated on a number of pertinent strategic foreign policy and international relations issues. The engagement between

the Minister and SACOIR was preceded by an extensive and in-depth interface between SACOIR and DIRCO branches, the latter providing SACOIR with invaluable departmental insights.

The Office of the Chief State Law Adviser (International Law) (OCSLA) (IL) serves as the primary counsel on international law matters for the Government as a whole and provides legal advice and support to government departments on all aspects of international law. In addition to assisting DIRCO on international law matters, OCSLA (IL) also advised on legal matters related to DIRCO and its missions, while also coordinating and managing all litigation matters involving DIRCO.

In this context, 823 written legal opinions on a wide variety of international law and domestic law subject matters were provided, while 75 international agreements were certified for the purpose of obtaining the President's authorisation for their conclusion.

The South African Treaty Section, the official custodian of the South African Treaty Collection, which consists of 3 172 treaties in the South African Treaties Register and 305 treaties in the Provincial Treaties Register, bound 111 international agreements and instruments of ratification or accession and registered 28 international agreements with the UN during the reporting period.

The Treaty Section has also been tasked with the responsibility to act as custodian for all national reports that South Africa must provide in terms of treaty-reporting obligations. Regular reports on progress with national reports were made to Cabinet and the core clusters.

Under the consolidation of the African Agenda, OCSLA (IL) provided advice on and participated in African Union (AU) and SADC-related issues, including the AU Summit, the SADC Ministers of Justice Meeting and SADC Legal Experts Meetings. OCSLA (IL) also continued to provide legal advice and support

on an ongoing basis on various aspects of South Africa's participation in intergovernmental deliberations in respect of, among others, the Law of the Sea; The Hague Convention on Private International Law; International Humanitarian Law; the UN Committee on the Peaceful Uses of Outer Space; World Intellectual

Property Organisation; International Institute for the Unification of Private Law; the peace process in Sri Lanka; and the International Criminal Court. OCSLA (IL) also played a crucial role in engaging with the Commission on the Limits of the Continental Shelf, which is currently considering South Africa's submission concerning an extended continental shelf.

OCSLA (IL)'s role in the formulation and codification of international law continued through participation in the work of the International Law Commission, the Asian African Legal Consultative Organisation and the Sixth (Legal) Committee of the UN.

Programme 1: Strategic objectives

Programme name: Administration					
Strategic objectives	Actual achievement 2015/16	Planned target 2016/17	Actual achievement 2016/17	Deviation from planned target to actual achievement for 2016/17	Comment on deviations
To implement effective HR management to ensure that adequate and sufficiently skilled resources are in place and that performance is monitored	Not achieved Vacancy rate at 12,9%	Reduced vacancy rate within the minimum national average of 10%	Vacancy rate at 9,09% as at 31 March 2017		
	78% of level 3-12 performance reviews and annual assessments completed at the agreed time	Performance reviews and annual assessments completed at the agreed time	Performance reviews and annual assessments completed at the agreed time		
To provide an integrated ICT system that enables delivery of the department's mandate	New strategic objective target	Integrated departmental financial systems and assessed internal HR and administration systems	Not achieved Internal HR and administration systems were assessed	Departmental financial ICT systems not integrated	National Treasury (NT) issued moratorium on procurement of financial systems by departments, due to the implementation of the new Government Integrated Financial Management System (IFMS)
Effective management of resources through sound administration and good governance	New strategic objective target	Unqualified audit	Unqualified audit		
Accredited training, research and institutionalised mediation capacity	Three training programmes met the accreditation standards: <ul style="list-style-type: none"> Mission Administration Foreign Affairs Attaché Diplomatic Training 	Three training programmes meet the accreditation standards	Three training programmes met the accreditation standards: <ul style="list-style-type: none"> Diplomatic Training Mission Administration Foreign Affairs Attaché 		
	ISO Certification for Quality Management System (QMS) maintained in the 2015/16 financial year	Maintain ISO Certificate for QMS	ISO Certification for QMS maintained in the 2016/17 financial year		
	Appraised and advised principals of unfolding foreign-policy developments through research papers	Appraise and advise principals of unfolding foreign-policy developments in support of departmental and government objectives through 15 stakeholder engagements and four research papers	Appraised and advised principals of unfolding foreign-policy developments in support of departmental and government objectives through 18 stakeholder engagements and four research papers	Three additional stakeholder engagements held	Responded to additional requests

Programme 1: Performance indicators

Sub-programme: Finance and Asset Management							
Performance indicator	Actual achievement 2013/14	Actual achievement 2014/15	Actual achievement 2015/16	Planned target 2016/17	Actual achievement 2016/17	Deviation from planned target to actual achievement 2016/17	Comment on deviations
Compliance with the Public Finance Management Act (PFMA), 1999 (Act 1 of 1999), NT regulations and other relevant legislative prescripts	The 2013/14 financial statements prepared and submitted to NT	100% compliance with the relevant NT prescripts and other legislative requirements with regard to the Budget, including the submission of the MTEF and Estimates of National Expenditure (ENE)	100% compliance with the relevant NT prescripts and other legislative requirements with regard to the Budget, including the submission of the MTEF and ENE	Budget submitted within deadlines and other prescripts	Budget submitted within deadlines and other prescripts		
	95% compliance with the relevant Supply Chain Management (SCM) prescripts and other legislative requirements	Procurement aligned 100% to the Demand Management Plan (DMP)	94,2% of procurement aligned to the DMP	Procurement 100% aligned to DMP and relevant SCM prescripts	Not Achieved Two projects procured in addition to the DMP	Two projects procured in addition to the DMP	Due to the revised NT requirements and executive decision in addition to the DMP
	85,25% compliance on average with the 30-day payment period Compliance with the 30-day payment period increased to 96% in Quarter 4	98,25% compliance with 30-day payment period	99,85% compliance with 30-day payment period	100% compliance with the 30-day payment period	96,25% compliance with 30-day payment period	3,75% of the invoices not paid within 30 days	Due to high volume of invoices received towards the end of the financial year
	Not reported	100% compliance with NT and Auditor-General (AG) requirements on submission of financial statements for 2013/14	100% compliance with NT and AG requirements on submission of the 2014/15 financial statements	2015/16 financial statements prepared and submitted to NT	2015/16 financial statements prepared and submitted to NT		
	New target			Asset management plans for 20 state-owned properties developed and implementation monitored	Asset management plans for 20 state-owned properties developed and approved Monitored implementation of asset management plans for 22 state-owned properties	Two more missions with critical maintenance issues were identified after approval of asset management plans	Two more missions with critical maintenance issues were identified during the course of the Second Quarter and included in the planning and monitoring for this financial year

Sub-programme: Corporate Management							
Performance indicator	Actual achievement 2013/14	Actual achievement 2014/15	Actual achievement 2015/16	Planned target 2016/17	Actual achievement 2016/17	Deviation from planned target to actual achievement 2016/17	Comment on deviations
Turnaround time for filling of vacant posts after advertisement	The turnaround time for filling posts within 10-12 months was reduced to within the four-month targets During the last quarter, 66 vacant posts filled	The average turnaround time to fill posts was 5,3 months 81 of 161 posts filled within four months and the remainder beyond four months	Eight of 49 posts filled within four months after advertisement and the remainder (41) beyond four months	Vacant posts filled within four months after advertisement	Not achieved 184 posts were filled of which only 66 were filled during the four-month turnaround time	118 posts were not filled within the four-month turnaround time	The filling of posts was affected by the ceiling placed on the compensation of employees' budget by NT, therefore only specific posts were targeted for filling, resulting in a deliberate reduction in the filling of vacancies
Percentage of signed Senior Management Service (SMS) performance agreements	Not reported	99,6% (279 of 280) SMS members signed performance agreements	100% (256 of 256) of performance agreements signed by eligible SMS members by due date	100% of performance agreements signed by eligible SMS members by due date	Not achieved 84% (225 of 269) of eligible SMS performance agreements for 2016/17 signed and submitted of which 66% (178) were submitted and filed by the due date	16% (44 of 269) of eligible SMS members did not submit by the end of the financial year	Delays due to operational challenges, among others, transfer to and from the missions, some managers on training during period of contracting Delays in signatures received from parties to the performance agreement Delays in submission from various missions due to ICT challenges
Percentage of lodged grievances handled within 30 days	58 grievances lodged, five (9%) finalised within 30 days of being lodged	21% (10 out of 46) of grievances handled within 30 days	47,2% (17 out of 36) grievances handled within 30 days	100% lodged grievances handled within 30 days	Not achieved 60% (12 out of 20) lodged grievances handled within 30 days	40% (eight out of 20) lodged grievances handled beyond 30 days	Due to delays in not responding to grievances on time and due to scheduling difficulties with union representatives
Percentage of disciplinary cases finalised within 90 days from date of being initiated	New indicator	28% (two out of seven) disciplinary cases finalised within 90 days	62,5% (five out of eight) disciplinary cases finalised within 90 days	100% of disciplinary cases finalised within 90 days from date being initiated	Not achieved 83% (10 of 12) of disciplinary cases finalised within 90 days from date being initiated	17% (two of 12) disciplinary case finalised beyond 90 days from date being initiated	Delays due to postponements and unavailability of the Presiding Officer
Percentage of Head Office requests for fieldwork investigations completed	Revised indicator	257 fieldwork investigations for vetting completed	335 fieldwork investigations for vetting completed	100% of Head Office requests for fieldwork investigation completed	100% (231) Head Office requests for field work investigations completed		
Departmental systems fully integrated	New indicator			Business analysis of all departmental systems conducted	Final <i>Business Analysis Report</i> for all departmental systems produced		

Sub-programme: Diplomatic Training, Research and Development							
Performance indicator	Actual achievement 2013/14	Actual achievement 2014/15	Actual achievement 2015/16	Planned target 2016/17	Actual achievement 2016/17	Deviation from planned target to actual achievement 2016/17	Comment on deviations
Number of training programmes implemented	Provided 110 training programmes	117 training programmes provided	128 training programmes provided	Provide 131 training programmes	131 training programmes provided		
Number of Capacity-Building Programmes on Mediation Support and Post-Conflict Reconstruction and Development (PCRD)	New indicator		Two training programmes provided to international participants	Two capacity-building programmes	Three capacity-buildings programmes on PCRD provided, namely: <ul style="list-style-type: none"> Representatives of the Student Representative Councils of South African universities on Conflict Resolution and Negotiation, held from 20 to 24 June 2016 Conflict Resolution, Negotiation and Mediation for South African women from 6 to 12 August 2016 Women's Capacity Building Programme on Conflict Resolution, Negotiation and Mediation for African women leaders from 20 February – 6 March 2017 	One capacity-building programme	Additional funding received
Percentage of identified training courses for South African officials in partnership with international training institutes responded to	New indicator		100% (eight) of identified training courses for South African officials in partnership with international training institutes	100%	100% (64) of identified training courses for South African officials in partnership with international training institutes responded to		
Percentage of requests for Protocol Training responded to	New indicator		100% (64) of requests for Protocol Training responded to	100%	100% (61) of requests for Protocol Training responded to		
Percentage of interpreting and translation requests responded to	100% (12) interpreting requests received and responded to 100% (126) translation requests received and responded to	100% (seven) interpreting requests received and responded to 100% (125) translation requests received and responded to	100% (two) interpreting requests received and responded to 100% (99) translation requests received and responded to	100%	100% (nine) interpreting requests received and responded to 100% (80) translation requests received and responded to		

Number of knowledge-management publications to capture institutional memory	Produced four publications reflecting institutional knowledge and experience	Produced five publications capturing DIRCO institutional memory	Produced two publications capturing DIRCO institutional memory	Produce three publications capturing DIRCO institutional memory	Three publications produced: <ul style="list-style-type: none"> • <i>The Blue Economy and the Challenge of Maritime Security for South and Southern Africa</i> • <i>African Union Agenda 2063: Voices of the African People</i> • <i>Ambassador's Diary No 5</i> 		
Number of briefing sessions and discussions held in support of foreign policy	20 stakeholder engagements, briefing sessions and workshops held in support of foreign policy	23 stakeholder engagements, briefing sessions and workshops held in support of foreign policy	21 stakeholder engagements, briefing sessions and workshops held in support of foreign policy	15 stakeholder engagements in support of foreign policy	18 stakeholder engagements in support of foreign policy held	Three additional stakeholder engagements held	Responded to additional requests
	Four research papers	Four research papers produced on Ukraine, Islamic States, Cyber Warfare and Price of Oil	Four research papers produced	Produce four research papers	Four research papers produced: <ul style="list-style-type: none"> • <i>Foreign Policy Perspective on Lessons Learned from Trans-Border Water Management in Southern Africa: Discussion Paper on Water Diplomacy</i> • <i>Cultural Diplomacy as Soft Power</i> • <i>In the Middle – The Implications of the Foreign Policies of Poland, the Czech Republic, Slovakia and Hungary in the Geopolitics of Europe: "Implications for South Africa"</i> • <i>Science Diplomacy</i> 		
Database of trained civilian component	New indicator			Establishment of database	Database of trained civilian component established		

Sub-programme: Legal Services							
Performance indicator	Actual achievement 2013/14	Actual achievement 2014/15	Actual achievement 2015/16	Planned target 2016/17	Actual achievement 2016/17	Deviation from planned target to actual achievement 2016/17	Comment on deviations
Percentage requests responded to for legal and policy advice relating to domestic and international law	Provided 100% (557) legal services, advice and assistance related to international law and 100% (811) legal advice and assistance related to domestic law	Provided 100% (473) legal services, advice and assistance related to international law and 100% (685) legal advice and assistance related to domestic law	Provided 100% (518) legal services, advice and assistance related to international law and 100% (778) legal advice and assistance related to domestic law	100% legal services, advice and assistance provided	Provided 100% (448) legal services, advice and assistance related to international law and 100% (375) legal advice and assistance related to domestic law		

Sub-programme: Office of the Chief Operations Officer							
Performance indicator	Actual achievement 2013/14	Actual achievement 2014/15	Actual achievement 2015/16	Planned target 2016/17	Actual achievement 2016/17	Deviation from planned target to actual achievement 2016/17	Comment on deviations
Compliance with legislative requirements on diversity and service delivery	New indicator			Plans and reports submitted within deadlines and other prescripts for: <ul style="list-style-type: none"> • Job Access • Gender Equality Strategic Framework • Employment Equity • Service Delivery Improvement Programme (SDIP) 	Plans and reports submitted within deadlines and other prescripts for: <ul style="list-style-type: none"> • Job Access • Gender Equality Strategic Framework • Employment Equity • SDIP 		
Number of programmes and projects undertaken to create an enabling environment for effective implementation of policies focused on gender, youth and people with disabilities	Seven promotional activities held to advance gender mainstreaming and youth development	12 programmes and projects delivered	Nine programmes and projects delivered	Ten programmes and projects to advance gender mainstreaming, youth development and access for people with disabilities	Ten programmes and projects to advance gender mainstreaming, youth development and access for people with disabilities delivered		
Compliance with Minimum Information Security Standards and other relevant security standards	Security Strategy developed and implemented	12 security points inspected	12 security points inspected	Implement security plan in terms of: 12 security points inspected	Implemented security plan in terms of: 12 security points inspected		
		16 security awareness briefings held	12 security awareness briefings held	12 security awareness sessions	12 security awareness sessions conducted		
		18 audits on information security conducted	Seven audits on information security conducted	12 audits on information security	Not achieved Eight audits on information security conducted	Four audits on information security not conducted	Delays due to high vacancy rate

Strategy to overcome areas of underperformance

Areas of underperformance	Strategies to address underperformance
30-day payment to suppliers	Improvement in the procurement of processes and stronger coordination between all stakeholders involved in the process
HR Management (recruitment, SMS performance agreements, disciplinary cases, grievances, fieldwork investigations)	Accelerate the recruitment process. Engage managers as well as unions through the Departmental Bargaining Council Conduct information sessions/training with all supervisors and employees on the Grievance and Disciplinary Procedures Continuous engagements with the State Security Agency to submit record checks
Security audits	Filling of vacant funded posts

Changes to planned targets

No in-year changes to targets.

Linking performance with budgets

During the period under review, the programme continued to provide support with regard to the development of the overall policy and management of the department

through efficient, effective and economical utilisation of scarce resources.

The expenditure for Programme 1 is R1,5 billion, which represents an increase of 12% as compared to the 2015/16 financial year. The increase in expenditure is due to the acquisition of land for the development and

construction of the office and residential accommodation for the Permanent Mission of South Africa to the United Nations and the Consulate General. In addition, the department has completed the construction of chanceries in Dar es Salaam, Tanzania, and Lilongwe, Malawi as well as three staff accommodation units.



Dar es Salaam

Sub-programme expenditure

Sub-programme name	2016/17			2015/16		
	Final appropriation	Actual expenditure	(Over)/ Under expenditure	Final appropriation	Actual expenditure	(Over)/ Under expenditure
	R'000	R'000	R'000	R'000	R'000	R'000
Ministry	6,113	6,113	-	6,230	6,154	76
Departmental Management	12,780	12,780	-	14,083	14,083	-
Audit Services	16,839	16,830	9	20,059	20,051	8
Financial Management	179,941	179,768	173	103,897	103,860	37
Corporate Services	764,153	757,624	6,529	755,013	755,013	-
Diplomatic Training, Research and Development	62,050	61,995	55	65,527	65,521	6
Foreign Fixed Assets Management	204,423	204,423	-	135,141	135,141	-
Office Accommodation	305,264	305,264	-	281,650	281,648	2
Total	1,551,563	1,544,797	6,766	1,381,600	1,381,471	129

INTERNATIONAL RELATIONS AND COOPERATION

HIGH-LEVEL ACHIEVEMENTS: ANNUAL REPORT 2016/17 CONTINENTAL

- Concluded the successful term of the African Union (AU) Chair.
- Serving the second consecutive term at the AU Peace and Security Council (AUPSC).

CONTRIBUTION TO NATIONAL PRIORITIES

Scholarship and training opportunities secured from various countries through our bilateral engagements and our missions representations abroad resulted in more than 2 000 opportunities:

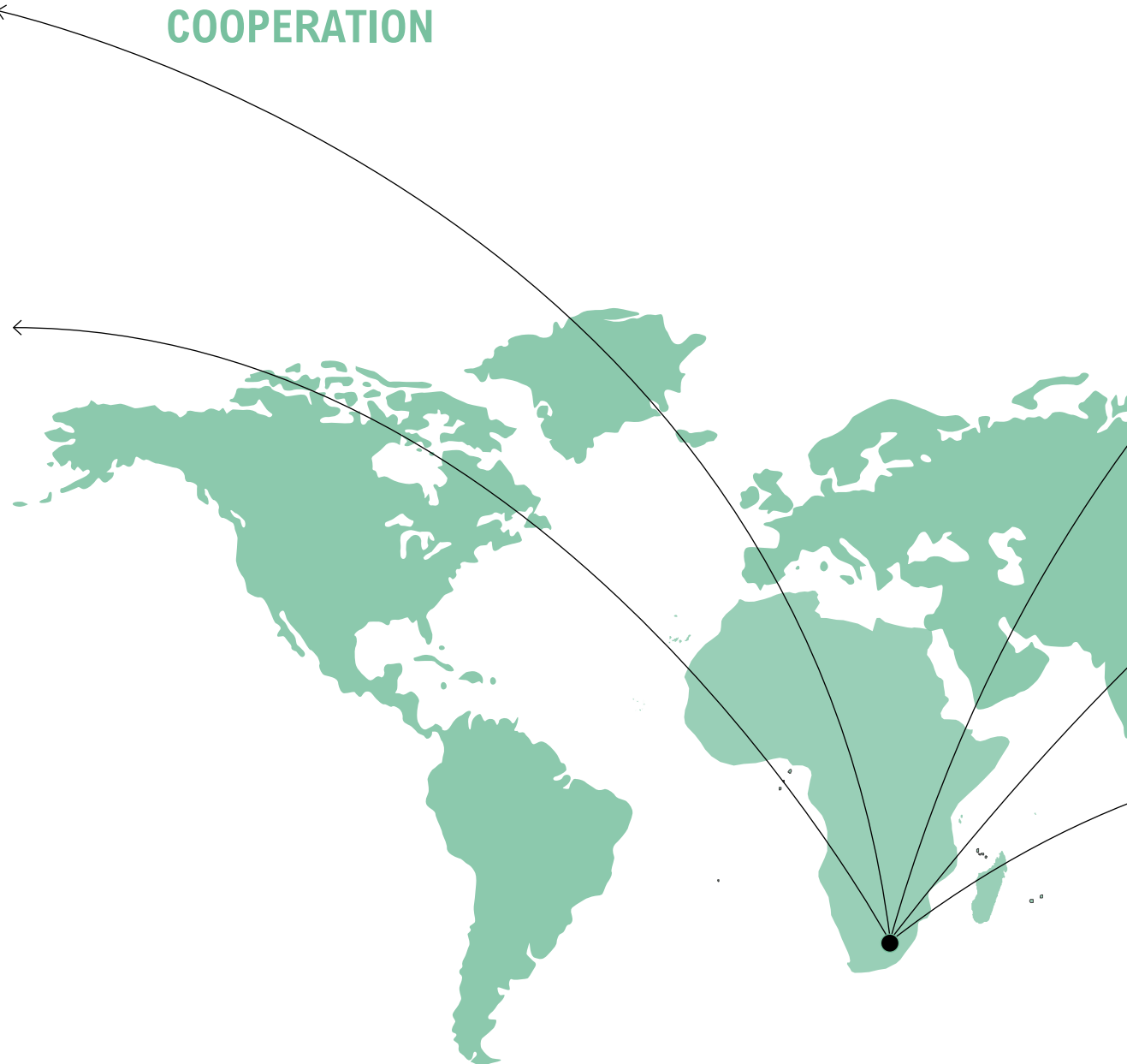
- at different levels, ranging from short-term skills programmes, undergraduate degrees, postgraduate degrees, including Master's and PhD
- covering various fields such as medicine, maritime economy, tourism, agriculture, energy, public policy management, environment, mining, astronomy, engineering, aquaculture, astronomy, science and technology, manufacturing, telecommunications, banking, economics, accounting, human resource management, management and business, food science and nutrition, climate change, rural development and sustainability, food science and food engineering, bio-resources technology, accounting, public health, health, economics and others.

Development assistance and support were secured for various health projects, including:

- United States (US) contributions in support of the fight against HIV/AIDS and tuberculosis in the country and on the African continent under the President's Emergency Plan for AIDS Relief
- the flagship cooperation programme between South Africa and Cuba with 3 000 South African students currently receiving medical training in Cuba and 520 South African graduates providing primary healthcare services to their local communities
- the Canadian Government providing development assistance to fund developmental projects, such as the Nelson Mandela Children's Hospital.

DIRCO's economic diplomacy activities/efforts at the missions and our strengthened bilateral relations resulted in increased investment in South Africa that contributed to job creation in the following ways:

- Indian investment is often in the manufacturing sector and contributes to job creation. Between 2003 and 2016, R62 billion was invested by Indian companies, creating 10 660 jobs created.
- Total trade with the Western Europe region showed positive signs as it increased by 9% year on year in 2016, while bilateral FDI into South Africa has grown five-fold and created over 350 000 direct jobs since 2004.
- The USA and Canada continue to be important trade and investment partners to South Africa, with 863 companies from the region trading in South Africa, creating over 120 000 employment opportunities.
- China agreed to collaborate on the identified six job drivers: infrastructure development, agriculture, mining and beneficiation, manufacturing, green economy and tourism.
- The Beijing Automotive International Corporation committed to build a historic R11-billion (\$759-million) auto plant in South Africa. This will contribute positively to job creation in the country.
- The Japanese company, Toyota, expanded its existing production capacity in South Africa following a R6,1-billion investment in its production capacity.





INTERNATIONAL REPRESENTATIONS

- Serving as a member of the Economic and Social Council (ECOSOC) of the United Nations
- Serving as a member of the United Nations Human Rights
- Chair of the Board of Governors of the International Atomic Energy Agency (IAEA)
- Member of the Executive Board of the United Nations Educational, Scientific and Cultural Organisations (UNESCO)
- Chair of the Foreign Policy and Global Health (FPGH) Network
- Chair of the Open-Ended Intergovernmental Expert Group on Cyber Crime
- Member of the Executive Council of the United Nations World Tourism Organisation
- Co-chair of the G20 Development Working Group (DWG)
- Chair of the Committee on Intellectual Property and Development at the World Intellectual Property Organisation (WIPO)
- Member of the Peacebuilding Commission (PBC) of the United Nations

ECONOMIC DIPLOMACY

The Department of International Relations and Cooperation (DIRCO) continues to accelerate economic diplomacy through diligent work done at South Africa's missions abroad, contributing to the growing of the country's regional, continental and global trade and investment, resulting in:


- increased sales of manufactured value exports for the year to R4,167 billion
- the total potential foreign direct investment (FDI) of R50,232 billion, particularly in the energy and chemicals sectors
- a total of 10 044 163 international tourist arrivals and about R75,6 billion in foreign tourist direct spending.

South Africa's missions play an important role in opening new markets and gaining market access for new product categories in support of expanding trade and investment. South African producers will be able to export beef to China following the conclusion of negotiations and efforts continue to meet the sanitary and phytosanitary requirements to export different types of fruit to new markets in Southeast Asia.

INTERNATIONAL ORGANISATIONS WHERE SOUTH AFRICA PLAYS A KEY ROLE

In giving effect to the National Development Plan that requires that we "retain an influential space for the country in key multilateral institutions", South Africa plays a key role in some major international organisations:

- United Nations (UN) General Assembly
- Peacebuilding Commission
- Economic and Social Council
- Commission on Population and Development
- Commission on Narcotic Drugs
- UN Human Rights Council
- Human Rights Committee
- Committee on the Rights of the Child
- Executive Board of the UN Educational, Scientific and Cultural Organisation
- African Commission on Human and People's Rights
- International Tribunal for the Law of the Sea
- International Law Commission
- International Institute for the Unification of Private Law
- UN Appeal Tribunal
- Legal and Technical Commission of the International Seabed Authority
- Board of Governors of the IAEA
- Executive Council of the Organisation for the Prohibition of Chemical Weapons
- Committee on the Exercise of the Inalienable Rights of the Palestinian People
- Joint Special Representative and Head of the AU-UN Hybrid Operation in Darfur
- CEO: African Peer Review Mechanism
- AU Peace and Security Council.



4.2 Programme 2: International Relations

Purpose: Promote relations with foreign countries

Sub-programmes: Africa; Asia and the Middle East; Americas and the Caribbean; and Europe

Strategic objective: To strengthen and consolidate South Africa's political, economic and social relations, through structured bilateral mechanisms and high-level engagements, in pursuit of its national interest, the African Agenda and the Agenda of the South

Description: Bilateral political and economic engagements provide an important basis for the strengthening of political and economic partnerships in the various regions of the world. This is usually pursued through structured bilateral mechanisms such as bi-national commissions (BNCs), joint national committees (JNCs), etc. These remain important vehicles for cooperation and promoting South Africa's national priorities as reflected in policy documents such as the National Development Plan (NDP). Through bilateral relations, the priority needs of Africa and the South are also pursued. Another important aspect of bilateral relations consists of the strengthening of economic relations for the promotion of South Africa's trade, investment and tourism potential and opportunities. Marketing and branding initiatives aim to portray South Africa as a stable democracy, a safe investment destination and a reliable trading partner.

AFRICA

East Africa

There have been regular interactions between President Jacob Zuma and the respective presidents of the countries in the East African region. President Zuma undertook a historic first State Visit to Kenya in October 2016, generating a number of positive outcomes and resulting in strengthened political and economic cooperation.

A number of special envoys appointed by President Zuma have visited the region (i.e. South Sudan and Burundi) to keep the President informed of ongoing developments within the political, economic, socio-economic and security spheres in East Africa. President Zuma also received a number of special envoys who delivered special messages regarding ongoing developments in the region and pertinent matters



within the African Union (AU). These included the visit by Kenyan Deputy President William Ruto in January 2017, who discussed Kenya's Candidature for the Chairship of the AU Commission, as well as the withdrawal of Kenyan defence personnel from peacekeeping in South Sudan.

South Africa has also steadfastly expressed its rejection of acts of terrorism that have increasingly affected countries in the region, as well as internal instability in countries of the region that has negatively impacted neighbouring countries (i.e. rise in cross-border refugees), negating gains in social

and economic development for the people of the region. Various Post-Conflict Reconstruction and Development (PCRD) initiatives have been undertaken and humanitarian aid delivered (i.e. Somalia, South Sudan, Burundi and Madagascar) in support of the consolidation of peace, political stability and constitutionally-

based institutions, as well as building human capacities within partner governments and parliaments.

In line with the objective of intensified economic diplomacy and the realisation of the high economic growth rate in most East African economies, economic efforts were aimed at further increasing inter- and intra-African trade and facilitating South African investments further afield, thereby contributing to African and South African economic growth and infrastructure development. In March 2017, the Kenyan Ministry of Transport announced funding to the amount of KES60 billion (US\$ 350 million) received from the Development Bank of Southern Africa (DBSA) for a 580-km bitumen road from Lamu to Isiolo. This is a direct outcome of the signed Lamu Port, South Sudan, Ethiopia Transport Corridor (LAPSSET Corridor) Agreement during the historic State Visit to Kenya, through which the DBSA forms part of the consortium of South African companies operating under said agreement. One of the conditions of the DBSA's loan ensures higher South African content in the development of the Port of Lamu.

South African total trade with the East African region amounted to R25,5 billion in 2016, up from R23,6 billion during 2015 (7,92%). The composition of trade between South Africa and the East African region has

remained the same since 1994, with South African exports being mainly semi to manufactured products while imports from the region remained primary products. This has led to a lopsided trade balance in favour of South Africa and the basis for regional complaints that trading has not been mutually beneficial. Efforts are made through existing bilateral agreements to identify sectors where industrial complementarities could be promoted, ensuring certain supplies/products to South Africa in support of South African exports, while addressing regional supply-side constraints.

West Africa

During the reporting period, West Africa continued to display sound democratic governance practices with a number of presidential and general elections resulting in peaceful and democratic changes of government, notably the successful outcome of the post-election political standoff in The Gambia without any loss of life. South Africa continues to support efforts by the AU and the United Nations (UN), among others, to contribute towards peace and security in the West African region.

Subsequent to the successful State Visit by President Zuma to Nigeria in March 2016, the BNC between South Africa and Nigeria was elevated to be presided over at a head of state level. To this effect, the BNC has since



become a strategic fulcrum for cordial bilateral relations and cooperation between the two countries.

Consequently, President Zuma's visit also contributed towards the amicable resolution of challenges facing some of the South African companies operating in Nigeria, including MTN. In this regard, South Africa has more than 120 companies doing business in Nigeria, with an increasing number of companies showing interest in various sectors such as agriculture and infrastructure development.

Minister Maite Nkoana-Mashabane led a delegation of senior officials to the Fourth Session of the Joint Permanent Commission for Cooperation (JPCC) in May 2016 to Accra, Ghana. The JPCC was aimed at strengthening bilateral relations and cooperation between the two countries in the fields of trade; transport; tourism; agriculture; customs/revenue services; mining; energy; environment; science and technology; communications; arts and culture; health; youth and sport; education; public works; immigration; justice; and defence.

The ministers also utilised the JPCC to discuss regional, continental and multilateral issues of mutual interest. Ghana is a strategic partner for South Africa and is her second-largest trading partner in the West African region. It presents a key growth market for South African goods and services, as well as an investment destination for South African companies.

A Trilateral Agreement for the implementation of a South-South Cooperation (SSC) project with the Republic of Guinea and the Socialist Republic of Vietnam to improve food security in Guinea by increasing the

production, quality and value of rice and vegetable products bore positive results for the people of Guinea. The objective of the project was to address food insecurity in Guinea, reduce the country's dependence on imports and increase the income of small producers through the improvement of rice and vegetable production.

South Africa, through the African Renaissance Fund (ARF), allocated an amount of R45 million to the project and the Vietnamese provided technical expertise and transfer of skills to the Guinean nationals to enable the latter to continue with the project independently afterwards.

Having reached its sustainable stage, the project was handed over to the Guinean authorities during March 2017, and has left a rich legacy with 4 433 producers across six regions of Guinea benefiting from technical training in rice and vegetable cultivation. The overall project has had an impact on the political, economic and social relations between South Africa and Guinea and further reinforces SSC and the consolidation of the African Agenda.

North and Central Africa regions

President Zuma hosted His Excellency, President Brahim Ghali, President of the Saharawi Arab Democratic Republic, on a Working Visit to South Africa in January 2017.

The visit was aimed at deepening and strengthening the already existing good political relations between the two countries, fortified by the strong historical ties dating back from the years of the struggle against colonialism and apartheid.

President Zuma reiterated South Africa's support for the efforts of the AU's continued appeal for enhanced and coordinated international action towards the organisation of a referendum for self-determination, in compliance with the Organisation of African Unity/AU decisions and UN resolutions and to bring the project of decolonisation to its final conclusion. President Zuma expressed the hope that the admission of Morocco to the AU would serve as a catalyst to resolve the Western Sahara issue. The President called for an end to human rights abuses against the Saharawi people and for the extension of the mandate of the UN Mission for the Referendum in Western Sahara (MINURSO) to include the monitoring of human rights. President Zuma also called for an end to the illegal exploitation of resources in the Western Sahara-occupied territories. South Africa will continue to offer concrete support and solidarity for the programmes of the Polisario Front. The President, in concluding the visit, reaffirmed South Africa's unwavering support for an independent and free Western Sahara.



Deputy Minister Luwellyn Landers hosted a public dialogue on the struggle for independence of Western Sahara from Morocco in March 2017 in Parliament in Cape Town. Various stakeholders were involved, including the Parliamentary Portfolio Committee on International Relations which engaged on the issue of mobilising support for the Saharawi cause.

The South Africa-Gabon Cultural Seasons took place in March 2017 in Libreville, Gabon. As part of the "Africa Cultural Seasons" of the Department of Arts and Culture, the event aimed to showcase South Africa's artistic and cultural talent; promote tourism and regional integration; and support efforts towards expanding trade of South Africa's cultural goods and services. The Minister of Arts and Culture, Nkosinathi Mthethwa, also visited Gabon during the event and delivered the Oliver Tambo Lecture at the Omar Bongo University. He also used the opportunity to meet with his Gabonese counterpart. The THEN Deputy Minister of Tourism, Tokozile Xasa, also visited Gabon during the Cultural Seasons, during which she addressed a tourism workshop. She also used the opportunity to meet with her Gabonese counterpart, where agreement was reached on the need to establish a joint technical committee of officials to promote cooperation in the field of tourism.

South Africa hosted the Second Senior Officials Meeting (SOM) with the Republic of Cameroon in September 2016. This auspicious occasion was used to reaffirm the strategic importance of the Republic of Cameroon for South Africa. South Africa reassured Cameroon of her commitment to strengthen the relationship to benefit both countries and the African continent. In turn, Cameroon underscored the strategic positions held by both countries in their respective regions in the pursuit of regional integration and the unity of the African continent. Among the key outcomes of the meeting was the invitation of South African companies to take advantage of the favourable business environment to invest in Cameroon and the announcement that the Joint Cooperation Agreement had been ratified by both countries and, is now operational.

South Africa and the Republic of Congo held a successful Third Joint Trade Committee meeting in November 2016, Pretoria. During this meeting, a Memorandum of Understanding (MoU) was signed between the Johannesburg Chamber of Commerce and the Congo Chamber of Commerce, Industry, Agriculture and Jobs. The signing of the MoU has opened interaction between the two chambers, which will increase cooperation and trade between the two countries.



Southern Africa

Southern Africa remains one of the significant regions of Africa and its importance to South Africa could be attributed to long-standing historic bonds, regional affiliation to the Southern African Development Community (SADC) and its geographic positioning.

The region remains relatively stable and peaceful. However, in 2016, most economies in the region were not spared the negative implications of global low commodity prices and currency fluctuations, which saw a sluggish general gross domestic product (GDP) growth. The region also

suffered the most devastating drought seen in 20 years, brought about by El Niño weather phenomenon. As a result, South Africa provided drought-relief assistance to Namibia in the form of seeds and maize, as well as an on-going water project.

South Africa has six BNCs with southern African countries, allowing for engagements at the highest level. The existing BNCs are with the following countries: Botswana, Democratic Republic of Congo (DRC), Mozambique, Namibia, Tanzania and Zimbabwe.

In October 2016, President Zuma attended the inaugural session of the BNC between South Africa and Zimbabwe in Harare. President Zuma also received President Hage Geingob of the Republic of Namibia for the Second Session of the South Africa-Namibia BNC in October 2016. In November 2016, President Zuma hosted his Botswana counterpart, Lieutenant General Seretse Khama Ian Khama, in Pretoria for the Third Session of the South Africa-Botswana BNC. The President also hosted his Zambian counterpart, President Edgar Lungu, for a State Visit in December 2016.

These high-level interactions in the form of state visits and BNCs were primarily aimed at economic diplomacy with particular emphasis on areas specified in the NDP, national priorities and the Nine-Point Plan. In Namibia, South Africa embarked on a project aimed at revitalising agriculture and the agro-processing value chain. In the DRC, work is ongoing on the Great Inga Project aimed at resolving the energy challenge. Mozambique is another country where the thrust of South Africa's engagements were also in the area of resolving the energy challenge, particularly in gas. With mining countries such as gold and diamonds in Zimbabwe and copper in Zambia, among others, the focus was on advocacy in the area of advancing beneficiation or adding value to the mineral wealth. During the state visits undertaken in 2016, business delegations and government entities were taken on board, encouraging private-sector investments and boosting the role of state-owned companies. Water and sanitation continued to be broadly addressed through the Lesotho Highlands Water Project (LHWP).

The southern African region continues to be of great importance to South Africa, not only politically, but more so in the area of trade and economic development. In 2016, South Africa's trade with the region amounted to R336 billion, which is estimated to be more than 70% of the total trade with Africa.

ASIA AND THE MIDDLE EAST

The region constitutes one of the two leading dynamic economic growth points in the global economy, with exponential growth in per capita disposal income leading to an exponential growth in travel (leisure and business) from the region.

According to most global indicators (Asian Development Bank, the World Bank and the World Economic Forum), Asia's march to prosperity will be led by seven economies, two of them already developed and

five fast-growing middle-income converging economies: the People's Republic of China, India, Indonesia, Japan, Republic of Korea, Thailand and Malaysia, with Vietnam and the Philippines featuring prominently on most indices.

Economic diplomacy has been prioritised to take advantage of the exponential growth opportunities (existing and future) in Asia and the Middle East, notably in respect of capacitating our diplomats to promote collaboration in respect of trade, foreign direct investment

(FDI), tourism, development cooperation, transfer of technology and innovation, etc.

China is also seeking to "redefine Asia's geopolitical map", through the Belt and Road Initiative, which includes the Twenty-First Century Maritime Silk Road and Silk Road Economic Belt projects announced in May 2017.

Growth in relations with the region

In 1994, South Africa's total trade in the region stood at approximately

R5 billion for the Middle East and R40 billion for Asia. In 2014, these figures grew rapidly and substantially to R760 billion (Source: South African Revenue Service) for Asia and R116 billion for the Middle East. South Africa is yet to achieve its true potential with respect to our trade growth, however we are well placed to achieve this end.

In 1994, South Africa's presence in Asia and the Middle East consisted of six missions. In 2014, South Africa had diplomatic relations with all 57 countries in the region, with 32 missions.

Opportunities to respond to national priorities

In order to respond to South Africa's national developmental priorities, as outlined in the NDP, and relevant policies and policy statements, the region offers considerable potential for increased trade, investment, development and technical cooperation ventures, as well as skills development opportunities.

Asia's GDP is projected to grow from \$16 trillion in 2010 to \$148 trillion by 2050. According to data from Global Growth Generators and Citi Investment and Analysis (*Wealth Report*), China and India are projected to be the two biggest economies in the world by 2050.

China's GDP by Purchasing Power Parity (PPP) is projected to

grow from \$9,98 trillion in 2010 to \$80 trillion by 2050; while India's GDP is projected to grow from \$3,92 in 2010 to \$85,97. Both China and India's output will be twice as large as that of the United States of America (USA). This clearly demonstrates the shifting centre of gravity of the global economy. By 2050, a large measure of global wealth will be concentrated in Asia, as its GDP per capita increases six-fold and as the region adds three billion affluent Asians.

It is important to note that the Brazil, Russia, India, China and South Africa (BRICS) countries are important and catalytic investors in Africa. The BRICS countries continue to be the leading sources of FDI among emerging investor countries; flows from these five economies rose from \$7 billion in 2000 to \$145 billion in 2012, accounting for 10% of the world total. South Africa will assume the chairship of BRICS on 1 January 2018.

South Africa will assume Chairship of the increasingly strategically significant Indian Ocean Rim Association (IORA) in October 2017 until 2019. IORA is highly relevant to the implementation of the Blue Economy, as well as the mainstreaming of Operation Phakisa priorities, notably in the areas of offshore oil and gas exploration. The Indian Ocean comprises two billion people, one-



third of the world's oceans and has a coastline of 66 526 km. It holds two-thirds of the world's oil reserves and produces goods and services worth over \$1 trillion. The Indian Ocean is also a critical conduit for global trade.

CENTRAL, SOUTH AND SOUTHEAST ASIA

The Official Visit by the Prime Minister of India, Narendra Modi, to South Africa, took place from 7 to 9 July 2016. The visit was utilised to promote and strengthen South Africa's Strategic Partnership with India and specifically served to enhance the commercial relationship with India aimed at contributing toward the goals of the Nine-Point Plan. During the Prime Minister's visit, a number of MoUs were signed. A Business Forum and a Chief Executive Officers' Forum were conducted, bringing together members of the private sectors from both countries. Bilateral trade with India totals over R90 billion per annum, however, scope exists to grow trade further and to this end, new areas of potential cooperation were identified during the visit, aimed at growing bilateral trade.

President Zuma paid a State Visit to Indonesia during March 2017, while also attending the IORA Leaders' Summit in Jakarta. During the State Visit, an Agreement on Visa Exemption for Holders of Diplomatic, Official and Service Passports;



an MoU between the Ministry of Foreign Affairs of Indonesia and the Department of International Relations and Cooperation of South Africa on Diplomatic Training and Education; as well as a Plan of Action 2017–2021 for the Implementation of the Joint Declaration on a Strategic Partnership for a Peaceful and Prosperous Future between the Government of Indonesia and the Government of South Africa, were signed.

Deputy President Cyril Ramaphosa visited Vietnam and Singapore in October 2016 to advance South Africa's trade and investment footprint in South-East Asia. In Vietnam, discussions focussed on trade and investment promotion, maritime cooperation, defence cooperation, and education. In Singapore, cooperation in education, including skills development, as well as enhancing trade and investment relations between the two countries,

including the establishment of a bilateral investment mechanism, were discussed.

Deputy Minister Nomaindiya Mfeketo undertook a Working Visit to Kazakhstan and Turkmenistan during November 2016. It was the first high-level South African delegation to visit Turkmenistan. In Kazakhstan, the Deputy Minister co-chaired the Fifth Round of South Africa-Kazakhstan Political Consultations. In addition to confirming existing areas of cooperation (such as mining), new areas such as academic exchanges and science and technology were identified. Main outcomes of the visit to Turkmenistan included an undertaking from both sides to work towards closer cooperation in various fields.



EAST ASIA AND OCEANIA

Deputy President Ramaphosa hosted his Chinese counterpart, Li Yuanchao, on 22 November 2016 in Cape Town for the BNC. The BNC witnessed the signing of two agreements, namely: the MoU between the Department of Trade and Industry and the Ministry of Commerce regarding Cooperation on Special Economic Zones and Industrial Parks; and the Framework Agreement between the National Development and Reform Commission of the People's Republic of China and the Department of Trade and Industry of the Republic of South Africa for Developing Cooperation on Production Capacity. Furthermore, the facilitation of the export of South African beef to China was discussed, among others. An agreement and protocol on this have since been signed, paving the way for South Africa to begin the beef exports.

During the BNC, the Chinese Government made a commitment to increase short-term skills development programmes, so as to reduce the skills gap in South Africa. China also reaffirmed that they would provide 2 000 training opportunities for South Africa from 2015 to 2020. Over 700 South Africans benefited from training opportunities from China between 2015 and 2016. South Africa welcomed the signing in Beijing of the MoU of Understanding on Enhancing Cooperation in Science, Technology



and Innovation between South Africa and China, which underscored in particular the strategic importance of the mobility of young scientists between the two countries. South Africa and China agreed on the identified six job drivers to collaborate on: infrastructure development, agriculture, mining and beneficiation, manufacturing, green economy and tourism. The two sides also agreed on the establishment of the Ocean Economy Sectoral Committee.

Deputy Minister Mfeketo met with Vice Minister Wang Li on 14 September

2016 in Beijing, China, for the Eighth South Africa-China Strategic Dialogue. The two sides reviewed bilateral relations and agreed that the South Africa-China Comprehensive Strategic Partnership had significantly strengthened bilateral relations. Both countries committed to work together to ensure the success of the 2015 Forum on China-Africa Cooperation (FOCAC) Johannesburg Summit by implementing its outcomes. South Africa and China resolved to continue cooperating closely on international and multilateral platforms, including BRICS, G20 and the UN;

maintaining sound communication and coordination on various issues for, example: climate change; World Trade Organisation negotiations; 2030 Agenda for Sustainable Development; and cooperation on human rights and peace and security affairs in Africa. The dialogue discussed the establishment of the South Africa-China High Level People-to-People Exchange Mechanism (PPEM).

Japan is a major investor in the South African economy (over R90 billion as at the end of 2015), with a current presence in South Africa

of approximately 140 Japanese companies, sustaining over 150 000 local job opportunities to the benefit of many South Africans in terms of both income and skills transfer. Total bilateral trade between the two countries in 2016 was R88,3 billion (in South Africa's favour by R13,3 billion), with exports to Japan of R50,7 billion and imports from Japan of R37,5 billion. Since 2010, an average of approximately 28 750 Japanese tourists have visited South Africa annually.

Since Deputy President Ramaphosa's Working Visit to Japan in August 2015 and the subsequent visit to South Africa in 2016 by Japan's most influential business federation, Keidanren, at least 16 new Japanese business representative offices of multinational companies were established in South Africa. In addition, several major new investments were made into South African economic sectors, such as the automotive sector (R6,1 billion by Toyota for Hilux and Quantum minibus production at its Durban plant); a new automation centre established by Mitsubishi Electric; and a R2-billion investment by Sumitomo to expand its tyre plant in Ladysmith; and the energy sector with Voith Fuji's 1 400-MW involvement in the Ingula Pumped Hydro-Power Station in KwaZulu-Natal, complementing Japan's other recent investments in this sector such as:

- Mitsubishi-Hitachi's 9 600-MW involvement in the Medupi and Kusile power stations
- Mitsui Corporation's R14-billion investment in its Devon Peaker Independent Power Plant (IPP)
- Itochu Corporation's R14,6-billion investment in the Scatec Solar IPP.

In the water supply sector, Hitachi and NEDO are investing over R600 million in a desalination plant in Durban, in collaboration with the eThekweni Municipality, to address clean water needs as a pilot project.

In the mining/mineral beneficiation sector, agreements have been signed for a commercial joint venture within the platinum group of metals value-chain; and in the electronic industries sector, several well-known, top-quality Japan brands are on board.

Apart from the African Business Education Initiative in terms of which 83 South Africans are currently doing Master's degrees and internships in highly technical fields in Japan, an artisans' training programme is being developed by the Japan International Cooperation Agency. This is the practical implementation of the request to Japan by Deputy President Ramaphosa in 2015 in support of key government objectives such as job creation, industrial development, human resource development and



innovation, which can contribute to the implementation of South Africa's NDP.

In addition to the above, Japan has been involved in 39 health, educational and related social projects in South Africa (as of end of 2016) to the value of R38 million and benefiting 898 000 individuals. Japan also supports various scientific /technical cooperation, academic and training initiatives, such as via the

Science and Technology Research Partnership and the technical cooperation volunteer programmes.

The Republic of Korea (ROK) is South Africa's fourth-largest trading partner in Asia. Total bilateral trade between the two countries in 2016 was R34 billion (in South Africa's favour by R4,5 billion), with exports to the ROK of R19,3 billion and imports from the ROK totalling R14,8 billion. There are

currently over 30 ROK companies in South Africa with investments in the manufacturing, energy, science and technology, shipping and transport sectors. Since the opening of a manufacturing plant in Benoni, for example, Hyundai has already created approximately 3 200 local job opportunities (as part of a R110-million investment in the Commercial Vehicles Division of Hyundai in South Africa).

South Africa is a recipient of many training offers annually provided by the Korea International Cooperation Agency (KOICA), especially within the public sector (in areas such as transport, public administration, diplomacy, environment, energy and others).

The ROK supports volunteer teachers programmes in rural and township schools in South Africa, teaching Mathematics, Science and Technology and sponsoring computers, tablets and software to the value of US\$100 000 (coordinated by the Department of Basic Education). South Africa, through the Department of Rural Development and Land Reform, is concluding an agreement with KOICA regarding a joint project called the "Saemaul Undong Mindset Project", with practical application within the South African context, to learn from the ROK's development experience. Unemployed rural youth in South Africa are the targeted beneficiaries through the National Rural Youth Service Corps.

A commitment of US\$1,5 million and technical assistance from the ROK have been made for this purpose.

At bilateral level, South Africa enjoys excellent relations with Australia and New Zealand. Australia is South Africa's 23rd largest trading partner,

while New Zealand is South Africa's 33rd-largest export market.

Of note are the scholarships awarded to South African postgraduate students by the governments of Australia and New Zealand. Through the Australian Awards, more than 3 000 South Africans currently study for their Master's degrees in Agriculture and Food Security, Extractives (Minerals and Energy) and Public Policy (Trade and Diplomacy) in Australia at internationally recognised universities and tertiary educational institutes.

Furthermore, South Africa, Australia and New Zealand frequently have interactions between government officials and experts in the field of science and technology, particularly related to the Square Kilometre Array (SKA), the Global Research Alliance (GRA) and the Science Advice Workshop, i.e. an annual conference hosted jointly by South Africa and New Zealand, which facilitates the training of South African and African scientists in areas such as big data technologies. New Zealand announced in May 2017 that it would fund the South African Young Academy of Science Meeting, taking place in July 2017 in South Africa.

Australia's Cotton On Foundation announced in December 2016 that it would be making a R100-million contribution to selected primary

and secondary schools in South Africa, which were among the most impoverished through their lack of access to basic essentials for students, such as toilets, taps, libraries and other necessary infrastructure.

In 2016, the New Zealand company Xero (specialising in financial management and online cloud-solution accounting software for small and medium-sized businesses) partnered with South Africa's BDO and Sasfin Bank to establish a subsidiary in South Africa.

MIDDLE EAST

During the 2016/17 financial year, the department achieved a number of strategic objectives with regard to the Middle East. This further advanced government's targets as delineated in a number of key policy imperatives. The region continues to hold key strategic value in providing energy security for South Africa, both through supply of hydrocarbons as well as an investment partner in the renewable energy sector. The region has also increasingly become an export destination for South Africa's agricultural products and services and has contributed to the creation of decent work in the tourism value chain through investment in South Africa's growing tourism infrastructure.

Specific achievements, in terms of relations with the Middle East, include the Presidential visits undertaken

to the Islamic Republic of Iran, the State of Qatar, the Kingdom of Saudi Arabia and the United Arab Emirates, as well as the successful return visit of the Emir of the State of Qatar in April 2017. During these interactions, a number of agreements were signed that consolidate and elevate bilateral cooperation with the region. Looking ahead to the 2017/18 year, South Africa will look to leverage the good standing established with the region to advance key economic and strategic objectives. In this regard, South Africa will host the Joint Commission with Iran that will seek to consolidate and elevate political and economic relations to a substantive strategic partnership as well as engaging with Saudi Arabia through attending the Joint Economic Commission. South Africa will also host the inaugural Bilateral Political Consultations. These will promote South Africa's agricultural products, agro-processed goods and food processing equipment; mining, mining management and technologies, mining equipment and minerals mapping and beneficiation; promote the procurement of conventional defence equipment from South Africa; as well as strengthen cultural and people-to-people interaction and promote South Africa as a preferred global tourism destination by strengthening existing air links.



AMERICAS AND THE CARIBBEAN

North America

Bilateral relations between South Africa and the USA remained strong with expanding cooperation on matters of common interest and mutual benefit.

South Africa has cordial relations with the countries of North America, managed through the high-level structured bilateral mechanisms i.e. the South Africa-US Strategic Dialogue at Ministerial level, and the South Africa-Canada Annual Consultations at Director-General level. The USA and Canada continue to be important trade and investment partners to South Africa, with 863 companies from the region trading in South Africa, creating over 120 000 employment opportunities. South Africa is also the USA and Canada's most important commercial partner in Africa.

The USA and Canada have aligned their Official Development Assistance (ODA) programmes and projects with South Africa's domestic priorities and the NDP, and are major sources of development assistance contributing more than US\$450 million per year. South Africa welcomes the contributions made in the fight against HIV, AIDS and tuberculosis in the country and on the African continent

under the President's Emergency Plan for AIDS Relief (PEPFAR).

South Africa will continue to cooperate with the USA and Canada to address international and regional issues of mutual concern, especially on the African continent. Both partners have long-standing and wide-ranging track records of constructive engagements in Africa at bilateral and multilateral levels, ranging from peacekeeping and development aid to FDI, and understand the centrality of the African Agenda to South Africa's foreign policy while supporting the objectives of regional integration, industrialisation and sustainable development as key drivers to enhance Africa's integration into the global economy, create employment and eradicate poverty on the continent.

Latin America and the Caribbean

South Africa maintains cordial relations with countries in the region through structured bilateral mechanisms and high-level engagements in pursuit of South Africa's national priorities, with particular focus on expanding economic ties with the region. Countries of Latin America and the Caribbean view South Africa as a priority partner and gateway to the continent.

Recently, developments and trends in this region have been characterised by challenges in governance,



deteriorating economic conditions and a decline in commodity prices. The region is rich in natural resources and is also home to a large component of the African Diaspora, making it a strategic partner to South Africa and the AU in pursuing the African Agenda.

South Africa continues to build on the existing solid relations with Cuba to explore further opportunities for development, particularly in cooperation in education, defence, science and technology, agriculture, health services, infrastructure development, housing and water and sanitation. The flagship cooperation programme between South Africa and Cuba is in the field of health,

with approximately 3 000 South African students currently receiving medical training in Cuba and 520 South African graduates providing primary healthcare services to their local communities. The Cuban Vice President, Salvador Valdes Mesa, paid an Official Visit in February 2017, which included a courtesy call on President Zuma.

Cooperation with Jamaica covers the fields of education and science and technology. Scientific and technological cooperation is conducted at tertiary level, and is further bolstered by the Agreement on Scientific and Technological Cooperation.

The Haitian Government has expressed keen interest in partnering with South Africa in the areas of trade and investment, development of mineral resources, poverty alleviation and social development.

South Africa and Mexico have cemented the bilateral relationship through bilateral cooperation in the areas of agriculture, education and mineral resources. The Autonomous University of Mexico signed agreements in June 2016 with the universities of Cape Town, Pretoria, the Witwatersrand and South Africa, creating opportunities for closer cooperation and academic exchange.

Central America hosts a large African Diaspora community. Deputy Minister Landers visited the Republic of El Salvador and the Republic of Honduras early in 2017, emphasising South Africa's commitment to continue working with the African Diaspora to preserve the historic ties of the African

continent and its Diaspora. An MoU on Political Consultations was signed with El Salvador during the visit.

In Venezuela, the effect of low international petroleum prices has had a devastating effect on the economy of a country with the

world's largest oil reserves. This economic decline has a spill-over effect on neighbouring countries, which had benefited for many years from discounted oil supplies from Venezuela. To strengthen and consolidate the friendship between South Africa and Venezuela, a visit by Vice-President Aristóbulo Istóriz to South Africa took place in May 2016. South Africa has been proactive in assisting Venezuela in its readmission to the Kimberley Process of Diamond Certification and is actively exploring opportunities in the mining sector.

South Africa and Colombia initiated discussions on an MoU on National Parks and on the Environment during a visit by the Minister of Environmental Affairs, Edna Molewa, in early 2017. There is excellent cooperation between the two countries on multilateral matters.

The relationship between South Africa and Brazil is strengthened bilaterally through the Joint Ministerial Commission, trilaterally through India, Brazil and South Africa (IBSA) and in the Global South through BRICS; and regionally through the Preferential Trade Agreement between the Common Market of the South (MERCOSUR) and the Southern African Customs Union (SACU) and Brazilian involvement in Africa. In the last six years, total trade between Brazil and South Africa has grown by 15,63%. During his visit to South Africa on 15 May 2017, Minister

Aloysio Nunes Ferreira, Minister of External Relations of the Federative Republic of Brazil expressed his appreciation of the African continent and mentioned that Africa played a significant role regarding Brazil's growth prospects. As a result, Brazil has established closer relations with the continent than other parts of the world. The Minister mentioned that his visit to Africa signified a dependable friend and ally that Africa could rely on.

Trade between South Africa and Peru has increased substantially in a very short time and special attention is being given to the mining sector. South African companies active in mining-related activities in Peru include Anglo American, Gold Fields as well as the mining safety company NOSA.

The nations of the Southern Cone (Argentina, Chile, Paraguay and Uruguay) and South Africa view each other as strategic partners, both at bilateral and multilateral levels, and share common positions on various global issues. They also share similarities at almost all levels of their development.

Argentina and Uruguay have observer status at the AU. Argentina has applied to have a similar status at the SADC and has confirmed its commitment to advance the Africa Agenda and promote South-South relations.

The Chilean Government established the Nelson Mandela Scholarship Programme, providing full scholarships for South African government officials to pursue postgraduate studies at Chilean universities.



EUROPE

Western Europe

The department continued to utilise its engagement with countries in the region to advance South Africa's foreign policy objectives. Western Europe remains a key strategic region for South Africa and dialogue partner from the global North. It accounted for about 25% of South Africa's total global trade in 2016 and remained South Africa's largest source of FDI. Total trade with the Western Europe region showed positive signs as it increased by 9% year on year in 2016, while bilateral FDI into South Africa has grown five-fold and created over 350 000 direct jobs since 2004. Latest figures from the South African Reserve Bank for the end of 2015 show that Western

European countries accounted for 76,5% of the total global FDI stock in South Africa at R1 507 billion, and that South African FDI into these countries constituted 30,1% of total global stock at R723 billion.

Western Europe continued to be a key market for inbound tourism, with the figures showing a significant 16% increase in 2016. The United Kingdom (UK) and Germany are in the top 10 leading countries for overseas tourist arrivals and the Western Europe region contributed nearly 1,4 million tourists in 2016.

During the reporting period, structured and high-level engagements were held with Germany, Switzerland, Austria, France and The Netherlands. Key elements in the discussions

during all structured and high-level engagements included strengthening these countries' ongoing partnership with implementation of South Africa's five national priorities, the NDP and the Nine-Point Plan. Focal areas of the discussions included encouraging increased investment and joint projects in the energy sector aimed at resolving the energy challenge; increased investment and projects in mineral beneficiation and agro-processing-related areas aimed at revitalising the agro-processing value chain and adding value to South Africa's mineral wealth; encouraging increased private-sector investment in the overall South African economy, including increased investment in South Africa's infrastructure and the ocean economy, science and technology transfer, skills

development; as well as increasing trade relations with our Western Europe partners.

Key events included the State Visit to France in July 2016, which coincided with the Delville Wood Centenary Commemoration, as well as the SS *Mendi* Centenary Commemoration in the UK in February 2017.

Central and Eastern Europe, Nordics and Baltic states

The department focused on expanding South Africa's economic relations with Central and Eastern Europe as well as the Nordic and Baltic states, given the strong potential for growth as well as their advanced science and technology capacity. Many of the Central and Eastern Europe, Baltic and Nordic countries

regard South Africa as a strategic partner on the African continent and a springboard to doing business with the rest of Africa. As a region with emerging markets, countries of this region remain strong potential trading and investment partners.

Russia, Turkey, Hungary, Poland and Sweden in the Nordics remain key strategic partners in South Africa's international relations agenda. The strategic areas and opportunities in this region that assist South Africa to deliver on the national priorities are: agriculture and rural development; defence and military cooperation; health; education, skills development, vocational training and scholarship opportunities; maritime cooperation and Operation Phakisa; science and technology and research



and development; energy and environmental technology; water and waste management; and space technology.

High-level political engagements within the region during the course of the past year included the 14th Session of the Intergovernmental Committee on Trade and Economic Cooperation (ITEC) with Russia, held in November 2016 in Pretoria. Key discussions included, among others, South Africa's priority development areas in energy, skills development, mineral beneficiation, market access, etc. During the latter part of 2017, Russia will host the 15th South Africa-Russia ITEC.

One of the major outcomes of the South Africa-Sweden BNC, held in October 2015, was an agreement to extend the scholarship programme offered by Sweden for South African students until 2021. The third round of scholarship recipients from across South Africa undertook their postgraduate studies in a wide range of fields from August 2016. Furthermore, a Mid-Term Review in respect of the South Africa-Sweden BNC was held in November 2016 in Pretoria.

In August 2016, the Capacity-Building Programme on Conflict Resolution, Negotiation and Mediation and the Gertrude Shope Annual Forum took place in Pretoria in cooperation with the Norwegian Government.



In December 2016, the Swedish Folke Bernadotte Academy hosted a DIRCO SOM at the Nordic Meeting on Female Mediators in Stockholm. Bilateral consultations at senior officials' level were held with Finland in April 2016 at which it was agreed to conclude an MoU on Cooperation in Science, Research, Technology and Innovation. The agreement was signed in December 2016.

Following the ratification by the Turkish Parliament of the Agreement

on the Establishment of the South Africa-Turkey BNC in July 2015, the Deputy President offered to host the Inaugural Session of the BNC in March 2016. However, due to scheduling difficulties, it could not convene.

Additional high-level engagements took place in the region with Azerbaijan (at Ministerial level in November 2016); and with Poland, Czech Republic and Hungary (Political Consultations at Deputy Ministerial level in November

2016). Following Deputy Minister Luwellyn Landers' Official Visit to Hungary in November 2016, an MoU on Cooperation in the Field of Higher Education and Training was signed in December 2016 by the Minister of Higher Education and Training and his Hungarian counterpart. The MoU affords 100 fully funded scholarships to South African students at undergraduate and postgraduate level in South Africa's scarce skills fields for the next three years. The first round of recipients will commence

their studies in September 2017.

The South Africa-Romania Protocol on Consultations was signed in September 2016, paving the way for a structured framework of engagement.

South Africa will continue to utilise bilateral engagements to promote Africa and regional agendas, as well as South Africa's global governance priorities through the Africa-Turkey Partnership; BRICS; G8 Africa Partnership with Russia; and G20 priorities with Russia and Turkey.

Programme 2: Strategic objectives

Programme name: International Relations					
Strategic objectives	Actual achievement 2015/16	Planned target 2016/17	Actual achievement 2016/17	Deviation from planned target to actual achievement for 2016/17	Comment on deviations
South Africa's political, economic and social relations strengthened and consolidated	<p>South Africa's national priorities advanced in the fields of education, rural development, security and health through 29 structured bilateral mechanisms and 39 high-level engagements</p> <p>These engagements focused, among others, on advancing the Government's Nine-Point Plan and more specifically areas related to mining and mineral resources, specifically beneficiation; education and skills development; infrastructure and transportation; agriculture and agro-processing; and activities related to Operation Phakisa</p> <p>39 high-level visits took place where discussions centred on the national priorities, the Government's Nine-Point Plan, Operation Phakisa and economic integration on the African continent</p>	<p>South Africa's national priorities advanced in the fields of education, rural development, security and health through 34 structured bilateral mechanisms and 46 high-level engagements</p>	<p>Not achieved</p> <p>Advanced national priorities, the African Agenda and the Agenda of the South through:</p> <p>22 structured bilateral mechanisms which focused, among others, on the removal of trade barriers on products such as beef and wine, and expanding trade</p> <p>Various MoUs concluded and signed, including cooperation on special economic zones, industrial parks and developing cooperation on production capacity and higher education</p> <p>Discussions focused on, among others, agreements to share experiences, expertise and best practices in the strategic areas of cooperation, namely: tourism, mining, health, UN reform, the pharmaceutical sector and encouraging private-sector investment in South Africa</p>	12 structured bilateral mechanisms not held	Due to scheduling difficulties, the planned structured bilateral mechanisms did not take place
			<p>Advanced national priorities, the African Agenda and the Agenda of the South through:</p> <p>26 high-level visits where discussions centred on areas of mutual interest; also exchanged views on a wide spectrum of bilateral and global issues of concern. There were also agreements to share experiences, expertise and best practices in strategic areas of cooperation, such as: mining, defence, energy (power or electricity), agriculture and agro-processing businesses, manufacturing (auto industry) and industrialisation, as well as infrastructure development</p> <p>South Africa engaged at the highest strategic level regarding regional and global security issues, including terrorism and the Middle East Peace Process (MEPP). Opportunities were also created in the defence industry, energy, construction, transport and manufacturing industries through a combination of bilateral and business-delegation engagements</p> <p>Specific emphasis was placed on expanding trade and closer cooperation in the areas of skills, exchange, mining, science and technology</p>	20 high-level visits not held	Due to scheduling difficulties, the planned high-level visits did not take place

Programme 2: Performance indicators

Programme/Sub-programme: Programme Name: International Relations							
Performance indicator	Actual achievement 2013/14	Actual achievement 2014/15	Actual achievement 2015/16	Planned target 2016/17	Actual achievement 2016/17	Deviation from planned target to actual achievement 2016/17	Comment on deviations
<p>Number of structured bilateral mechanisms and high-level engagements coordinated to promote national priorities, the African Agenda and the Agenda of the South</p>	<p>Advanced national priorities, the African Agenda and the Agenda of the South through:</p> <p>42 structured bilateral mechanisms held</p>	<p>Advanced national priorities, the African Agenda and the Agenda of the South through:</p> <p>29 structured bilateral mechanisms</p>	<p>Advanced national priorities, the African Agenda and the Agenda of the South through:</p> <p>29 structured bilateral mechanisms, which focused, among others, on collaboration in terms of bilateral, regional and global matters of mutual interest as well as strengthening economic ties and sourcing FDI, support for skills development and job-creation opportunities</p> <p>Commitments were made to strengthen cooperation in the fields of energy, defence, education, the Blue Economy, development assistance for rural development and skills development, as well as to support the African Agenda and to engage on regional and global matters of mutual interest</p>	<p>South Africa's national priorities advanced in the fields of education, rural development, security and health through 34 structured bilateral mechanisms and 46 high-level engagements</p>	<p>Not achieved</p> <p>Advanced national priorities, the African Agenda and the Agenda of the South through:</p> <p>22 structured bilateral mechanisms, which focused on, among others, market-access opportunities, the removal of tariff and non-tariff trade barriers with demonstrable success in the agricultural and agro-processing fields (beef and wine), which contributed to increased trade volumes, the sourcing of FDI, notably in priority identified sectors, tourism promotion and research and development</p> <p>Areas of cooperation identified included agriculture, trade relations, tourism promotion and research and development. To enable these cooperation initiatives, various MoUs/ agreements were concluded and signed such as high-impact achievements in respect of special economic zones and industrial parks and developing cooperation in production capacity and higher education</p> <p>Various training opportunities were sourced to enable enhanced cooperation in production capacity through acquiring new skills, notably in priority areas such as Operation Phakisa</p> <p>Discussions focused on, among others, the agreement to share experiences, expertise and best practices in the strategic areas of cooperation, namely tourism, mining, health, the pharmaceutical sector and encouraging private-sector investment in South Africa</p> <p>The parties also agreed to closer cooperation in the areas of skills exchange, skills and capacity-building</p> <p>During bilateral discussions, views were exchanged and positions consulted and coordinated on global governance priorities such as, the reform of the global system of governance (including UN Security Council reform), human rights, peace and security, climate change, financing for development, the 2030 Agenda for sustainable development, G20 and BRICS</p> <p>The centrality of regional and continental priorities such as peace and security, post-conflict reconstruction and development, industrialisation and continental integration were pursued</p>	<p>12 structured bilateral mechanisms not held</p>	<p>Due to scheduling difficulties, the planned structured bilateral mechanisms did not take place</p>

Programme/Sub-programme: Programme name: International Relations

Performance indicator	Actual achievement 2013/14	Actual achievement 2014/15	Actual achievement 2015/16	Planned target 2016/17	Actual achievement 2016/17	Deviation from planned target to actual achievement 2016/17	Comment on deviations
<p>Number of structured bilateral mechanisms and high-level engagements coordinated to promote national priorities, the African Agenda and the Agenda of the South</p>	<p>Advanced national priorities, the African Agenda and the Agenda of the South through: 61 high-level visits held</p>	<p>32 high-level visits were utilised to review and strengthen the status of bilateral relations and to discuss continental and global developments of mutual concern</p>	<p>Advanced national priorities, the African Agenda and the Agenda of the South through: 39 high-level visits where discussions centred on areas of mutual interest, exchange of views on a wide spectrum of bilateral, regional and global matters and the establishment of working groups covering sectoral cooperation in various areas</p> <p>South Africa was also promoted as an investment and tourism destination by engaging targeted stakeholders in the public and private sectors</p>	<p>South Africa's national priorities advanced in the fields of education, rural development, security and health through 34 structured bilateral mechanisms and 46 high-level engagements</p>	<p>Not achieved</p> <p>Advanced national priorities, the African Agenda and the Agenda of the South through: 26 high-level visits where discussions centred on areas of mutual interest as well as the exchange of views on a wide spectrum of bilateral and global issues of concern. There were also agreements to share experiences, expertise and best practices in the strategic areas of cooperation, namely: mining, defence, energy (power or electricity), agriculture and agro-processing businesses, manufacturing (auto industry) and industrialisation, as well as infrastructure development</p> <p>South Africa engaged at the highest strategic level regarding regional and global security issues, including terrorism and the MEPP. Opportunities were also created in the defence industry, energy, construction, transport and manufacturing industries through a combination of bilateral and business-delegation engagements</p> <p>Specific emphasis was placed on expanding trade, and closer cooperation in the areas of skills exchange, mining and science and technology</p> <p>The principals exchanged views on the political and security situations on the continent and agreed that they would continue to enhance close political, economic and social cooperation</p>	<p>20 high-level visits not held</p>	<p>Due to scheduling difficulties, the planned high-level visits did not take place</p>

Programme/Sub-programme: Programme name: International Relations							
Performance indicator	Actual achievement 2013/14	Actual achievement 2014/15	Actual achievement 2015/16	Planned target 2016/17	Actual achievement 2016/17	Deviation from planned target to actual achievement 2016/17	Comment on deviations
Number of economic diplomacy initiatives undertaken to increase economic growth	154 trade and investment seminars were held	111 trade and investment seminars held	111 trade and investment seminars held during which missions utilised the opportunity to promote South Africa as a preferred trade destination	112 trade and investment seminars	In pursuance of economic diplomacy, 124 trade and investment seminars were held to promote the NDP, Nine-Point Plan, Industrial Policy Action Plan (IPAP), sectoral priorities and Operation Phakisa with stakeholders and countries of accreditation The following priority sectors were also promoted: <ul style="list-style-type: none"> • agro-processing • automotive sector • engineering • construction • information and communications technology (ICT) • energy (including renewable energy) • financial Services • Blue Economy • tourism • infrastructure development 	12 additional trade and investment seminars held	Additional opportunities were identified by missions to promote South Africa

Programme/Sub-programme: Programme Name: International Relations							
Performance indicator	Actual achievement 2013/14	Actual achievement 2014/15	Actual achievement 2015/16	Planned target 2016/17	Actual achievement 2016/17	Deviation from planned target to actual achievement 2016/17	Comment on deviations
Number of economic diplomacy initiatives undertaken to increase economic growth	57 engagements with chambers of commerce	122 engagements with chambers of commerce at which missions utilised these engagements to create awareness of South African products and to promote South Africa as a favourable investment destination	144 engagements with chambers of commerce where South Africa was promoted as a preferred destination for trade, particularly to promote government's Nine-Point Plan, IPAP VI and Operation Phakisa, as well as the Green Economy, automotive, transport, infrastructure, and energy fields, including renewable energy and ICT	126 engagements with chambers of commerce	127 engagements with chambers of commerce held where South Africa was promoted as a destination for trade and investment and to promote inward selling missions and inter-chamber institutional cooperation, particularly to promote emerging producers and Small and Medium Enterprises (SME) in identified sectors e.g. government's Nine-Point Plan, government priorities and Operation Phakisa, the Green Economy, automotive and transport sectors, infrastructure development, renewable energy and ICT	One additional engagement with chamber of commerce held	Additional opportunity identified by mission to promote South Africa

Programme/Sub-programme: Programme name: International Relations							
Performance indicator	Actual achievement 2013/14	Actual achievement 2014/15	Actual achievement 2015/16	Planned target 2016/17	Actual achievement 2016/17	Deviation from planned target to actual achievement 2016/17	Comment on deviations
Number of economic diplomacy initiatives undertaken to increase economic growth	72 bilateral meetings held with targeted government ministries	52 bilateral meetings held with government ministries on technical matters impacting South African horticultural products as well as the way forward regarding South Africa's Country of Recognition Application. Discussions also focused on possible areas of cooperation with regard to South Africa's infrastructure development and enhancing science and technology cooperation	99 meetings with different government ministries were held that were specifically targeted to advance the objectives of the NDP, including sharing of best practices on supporting the growth and development of small, micro and medium enterprises (SMMEs) and technical assistance to SMMEs	64 meetings with targeted government ministries	<p>120 meetings were held with government ministries that were identified as coordination points for strengthening cooperation with other sectoral ministries to discuss policy issues and structural interventions in terms of bilateral trade agreements as required in support of core domestic economic priorities as identified</p> <p>Mega infrastructure projects such as Modderfontein and Coega were facilitated. Support for continental industrialisation and infrastructure projects such as the Presidential Infrastructure Champion Initiative (PICI) and New Partnership for Africa's Development (NEPAD) programmes</p> <p>Other areas focused on the Blue Economy and the manufacturing sectors related to procurement and promotion of goods in the agro-processing sectors. Other identified sectors include:</p> <ul style="list-style-type: none"> • defence cooperation • health and infrastructure development • education • scholarship • agriculture • science and technology 	56 additional meetings with government ministries held	Additional opportunities were identified by missions to promote South Africa

Programme/Sub-programme: Programme name: International Relations							
Performance indicator	Actual achievement 2013/14	Actual achievement 2014/15	Actual achievement 2015/16	Planned target 2016/17	Actual achievement 2016/17	Deviation from planned target to actual achievement 2016/17	Comment on deviations
Number of economic diplomacy initiatives undertaken to increase economic growth	72 bilateral meetings held with targeted government ministries and high-level potential investors/trade partners	96 high-level potential investors	154 meetings with potential investors where a range of issues were discussed such as investment opportunities, how to set up a business in South Africa and strengthening existing partnerships with South African companies. Discussions also took place to advance Operation Phakisa, addressing South Africa's energy needs, including renewable energy and to promote South Africa as a regional and global trade and investment destination of choice	86 meetings with high-level potential investors	102 meetings with potential investors held where a range of issues were discussed such as investment opportunities and incentives, Invest-SA one-stop shop, how to set up a business in South Africa and strengthening existing partnerships with South African companies in Africa and globally. Discussions also took place to advance Operation Phakisa projects, mineral beneficiation and energy to promote South Africa as a regional and global trade and investment destination of choice These engagements were also utilised to provide investor aftercare services and relationship management for major investors in the South African economy	16 additional meetings with potential investors	Additional opportunities identified by missions

Sub-programme: Programme Name: International Relations							
Performance indicator	Actual achievement 2013/14	Actual achievement 2014/15	Actual achievement 2015/16	Planned target 2016/17	Actual achievement 2016/17	Deviation from planned target to actual achievement 2016/17	Comment on deviations
Number of economic diplomacy initiatives undertaken to increase economic growth	New target	96 tourism-promotion events	94 tourism-promotion events were held where emphasis was also placed on promoting South Africa as a preferred destination for business and leisure (Meetings, Incentives, Conferences and Events [MICE]) and as a safe and value-for-money destination of choice	67 tourism-promotion events	67 tourism-promotion events were hosted where emphasis was on increased exposure of South Africa as a tourist destination and preferred destination for business and leisure (MICE) as well as promoting South Africa as a safe and desirable destination of choice		

REGIONAL INTEGRATION: SOUTHERN AFRICAN DEVELOPMENT COMMUNITY (SADC)

Description: The integration of SADC remains critical for the economic development of the region and for South Africa's global competitiveness. For building greater productive and export capacity and global competitiveness across the region, it is necessary to advance a developmental integration agenda in southern Africa, combining trade integration, infrastructure development and sector policy coordination. It is essential to strengthen political cohesion within SADC, through the alignment of interlinking and interconnected regional peace and security objectives, as well as ensuring political stability and economic viability through strengthening governance and institutional capacity within SADC.

SADC

SADC remains an integral part of South Africa's foreign policy priorities. South Africa's role in SADC is informed by several agreed plans which are geared towards addressing both political and economic integration. The Regional Indicative Strategic Development Plan (RISDP 2015–2020), the Strategic Indicative Plan of the Organ (SIPO), the Regional Industrialisation Strategy and Roadmap and the Regional Infrastructure Development Master Plan (RIDMP) collectively outline SADC's objectives, which are primarily aimed at fostering peace, stability, security and sustainable development for the region.

Among some of the achievements for the reporting period relate to South Africa's role as SADC Facilitator to the Kingdom of Lesotho. A Double Troika Summit was convened from 27 to 28 June 2016 to receive the Report of the Facilitator. Both SADC as a collective and the SADC facilitator remain seized to ensure the implementation of summit decisions in the implementation of the Roadmap towards the reform processes aimed at finding a collective and lasting solution in the Kingdom of Lesotho.



In terms of the Southern African Customs Union (SACU), President Jacob Zuma visited respective member countries with a view to strengthening collaboration and commitment towards regional industrialisation and infrastructure development.

South Africa was elected as Incoming Chair of SADC from August 2017 to August 2018, following the 36th Ordinary SADC Summit of Heads of State Government in Ezulwini, Swaziland, from 29 to 30 August 2016. As Incoming Chair, South Africa will be afforded the opportunity to give guidance on policy direction in terms

of the SADC Integration Agenda. During this past year, efforts have also focused on accelerating progress in terms of the SADC-Common Market for Eastern and Southern Africa-East African Community Free Trade Area, which will enhance intra-Africa trade and build towards the achievement of the Continental Free Trade Agreement.



DID YOU KNOW

Southern African Power Pool

The SAPP, or Southern African Power Pool, is the first formal international power pool in Africa. It was created with the primary aim of providing reliable and economical electricity supply to the consumers of each of the SAPP members, consistent with the reasonable utilisation of natural resources and the effect on the environment.

SAPP has made it possible for members to delay capital expenditure on new plants due to the existence of interconnections and a power pool in the region. This is an important aspect in developing the economies of southern Africa.

The following utilities are SAPP members:

- Mozambique (*Electricidade de Mozambique, HCB, Motraco*)
- Botswana (Botswana Power Cooperation)
- Malawi (Electricity Supply Commission of Malawi)
- Angola (Empresa Nacional de Electricidade)
- South Africa (Eskom)
- Lesotho (Lesotho Electricity Corporation)
- Namibia (Nam Power)
- DR Congo (Societe National d' Electricite)
- Swaziland (Swaziland Electricity Board)
- Tanzania (Tanzania Electric Supply Company)
- Zambia (Zambia Electricity Supply Corporation)
- Zimbabwe (Zimbabwe Electricity Supply Authority).

Source: www.sapp.co.zw

Programme 2: Strategic objective

Programme name: International Relations					
Strategic objectives	Actual achievement 2015/16	Planned target 2016/17	Actual achievement 2016/17	Deviation from planned target to actual achievement for 2016/17	Comment on deviations
SADC's political and economic integration strengthened	Promoted peace and stability, socio-economic development, good governance and democracy and regional integration within SADC through participation in the reported SADC structures	80% of outcomes of identified SADC structures and processes reflecting South Africa's national interests	80% of outcomes of identified and reported SADC structures and processes reflecting South Africa's national interests		

Programme 2: Performance indicators

Sub-programme: Regional Integration							
Performance indicator	Actual achievement 2013/14	Actual achievement 2014/15	Actual achievement 2015/16	Planned target 2016/17	Actual achievement 2016/17	Deviation from planned target to actual achievement 2016/17	Comment on deviations
Number of SADC structures and processes supported with substance and logistics to promote peace and stability, socio-economic development, good governance and democracy and regional integration	Prepared for and hosted the Extraordinary SADC-International Conference on the Great Lakes Region (ICGLR) Summit in Pretoria, 4 to 5 November 2013	Not reported	Participated at the following SADC-ICGLR meetings: <ul style="list-style-type: none"> ICGLR meetings and Summit held in Luanda, from 14 to 19 May 2015 Inter-Regional Minister's meeting of the ICGLR, held in Luanda from 10 to 12 February 2016 	12 structures and processes supported to promote peace and stability, socio-economic development, good governance and democracy and regional integration: <ul style="list-style-type: none"> SADC-ICGLR Ministerial Meeting SADC- ICGLR Ministerial Meeting SADC-ICGLR Summit 	Not achieved Prepared for, and participated in the SADC-ICGLR Summit, held in Luanda on 14 June 2016. Key outcomes included the following: The Office of the Special Representative of the AU Commission Chairperson in Kinshasa will be strengthened with a view to lending greater support to the UN Secretary-General's Special Envoy for the Great Lakes The UN Special Envoy and UN Special Representative will both provide continuous support, with the former making frequent visits to the DRC	Two meetings of the SADC-ICGLR Ministerial and Summit not held	Meetings were not convened by the secretariat

Sub-programme: Regional Integration							
Performance indicator	Actual achievement 2013/14	Actual achievement 2014/15	Actual achievement 2015/16	Planned target 2016/17	Actual achievement 2016/17	Deviation from planned target to actual achievement 2016/17	Comment on deviations
Number of SADC structures and processes supported with substance and logistics to promote peace and stability, socio-economic development, good governance and democracy and regional integration	Not reported	<p>Participated in the following meetings to promote peace and stability, socio-economic development as well as good governance and democracy in the region:</p> <ul style="list-style-type: none"> SADC Double Troika and Tanzania Summit, held in Pretoria on 15 September 2014 SADC Double Troika plus DRC, Madagascar and troop-contributing countries, held in Pretoria on 29 January 2015 SADC Double Troika Summit in Pretoria on 20 February 2015 	<p>South Africa participated in an Extraordinary Organ Summit (plus Botswana) in Johannesburg on 5 December 2015. The key outcome of the meeting was the presentation of the findings and recommendations of the Commission of Inquiry into the Kingdom of Lesotho</p> <p>Extraordinary Double Troika Summit was held on 18 January 2016 in Botswana to consider the Report of the SADC Independent Commission of Inquiry into Lesotho</p>	Extraordinary Double Troika Summit	<p>Prepared for, and participated in the SADC Extraordinary Double Troika Summit, held in Gaborone on 28 June 2016</p> <p>The summit approved:</p> <ul style="list-style-type: none"> a team comprising security experts from Double Troika member states to support the Kingdom of Lesotho in preparing and holding a Technical Workshop on Security Reforms a team comprising constitutional experts from Double Troika member states to support the Kingdom of Lesotho to prepare a roadmap for constitutional reforms and implementation thereof the Terms of Reference for the Oversight Committee to serve as an early warning mechanism, and to provide assistance in the implementation of constitutional, security and public-sector reforms <p>The summit directed the Secretariat to immediately operationalise the Oversight Committee</p>		

Sub-programme: Regional Integration							
Performance indicator	Actual achievement 2013/14	Actual achievement 2014/15	Actual achievement 2015/16	Planned target 2016/17	Actual achievement 2016/17	Deviation from planned target to actual achievement 2016/17	Comment on deviations
Number of SADC structures and processes supported with substance and logistics to promote peace and stability, socio-economic development, good governance and democracy and regional integration	<p>Prepared for and participated in the Ministerial Committee of the Organ (MCO) Meeting in Lilongwe on 15 August 2013. The Organ Troika Summit convened on the margins of the Lilongwe Summit, which took place from 10 to 18 August 2013</p> <p>Prepared for and participated in the MCO Meeting in Windhoek on 11 September 2013. The meeting considered the security situation in Madagascar and the DRC</p>	Not reported	Participated in the Meeting of the MCO on Politics, Defence and Security Cooperation, convened from 20 to 21 July 2015. Key discussions included developments related to the political and security situation in the region (DRC, Kingdom of Lesotho and Republic of Madagascar) and received sectoral reports from the Inter-State Politics and Diplomacy Committee (ISDPC) and the Inter-State Defence and Security Committee (ISDSC)	Statutory MCO Meeting	<p>Prepared for, and participated in the SADC MCO, held in Maputo from 1 to 5 August 2016</p> <p>The MCO received reports from the ISDPC and the ISDSC</p> <p>The ISDPC provided an overview of the political and security situation in the region, focusing specifically on the Kingdom of Lesotho, the DRC and the Republic of Madagascar.</p> <p>The MCO also discussed issues such as the promotion of democracy and good governance, review of the Strategic Indicative Plan of the Organ (SIPO11), requests to join SADC, candidature for the AU Commission Chairperson, the hosting of AMANI AFRICA 11 Field Exercise, Regional Peacekeeping Training Centre, progress on the establishment of the National Early Warning Centre by member states, SADC Regional Counter Terrorism Strategy and the Facilitation of the Movement of Persons in the Region</p>		

Sub-programme: Regional Integration							
Performance indicator	Actual achievement 2013/14	Actual achievement 2014/15	Actual achievement 2015/16	Planned target 2016/17	Actual achievement 2016/17	Deviation from planned target to actual achievement 2016/17	Comment on deviations
Number of SADC structures and processes supported with substance and logistics to promote peace and stability, socio-economic development, good governance and democracy and regional integration	<p>Prepared for, and participated in the MCO Meeting. The meeting endorsed the SADC Electoral Observation Mission to the Zimbabwe elections</p> <p>The Organ Troika Summit convened on the margins of the Lilongwe Summit</p> <p>Prepared for, and participated in the MCO Meeting in Windhoek</p>	Participated in the following meetings to promote peace and stability, socio-economic development as well as good governance and democracy in the region: <ul style="list-style-type: none"> SADC Organ Troika Summit in Victoria Falls on 16 August 2014 	Participated in the SADC Double Troika meetings to promote peace and stability, socio-economic development as well as good governance and democracy in the region	SADC Organ Troika Ministerial and Summit	<p>Prepared for, and participated in the SADC Organ Troika Summit, held on the margins of SADC Summit in Mbabane on 29 August 2016</p> <p>The summit considered the political and security situation in the region, in particular DRC, Madagascar and Lesotho</p>		

Sub-programme: Regional Integration							
Performance indicator	Actual achievement 2013/14	Actual achievement 2014/15	Actual achievement 2015/16	Planned target 2016/17	Actual achievement 2016/17	Deviation from planned target to actual achievement 2016/17	Comment on deviations
Number of SADC structures and processes supported with substance and logistics to promote peace and stability, socio-economic development, good governance and democracy and regional integration	<p>Participated in the following meetings to promote peace and stability, socio-economic development as well as good governance and democracy in the region:</p> <ul style="list-style-type: none"> • 33rd Ordinary SADC Summit in Lilongwe 	<p>Participated in the 34th SADC Ordinary Summit of Heads of State and Government to promote peace and stability, socio-economic development as well as good governance and democracy in the region</p>	<p>Participated in the following meeting to promote peace and stability, socio-economic development as well as good governance and democracy in the region:</p> <ul style="list-style-type: none"> • 35th SADC Ordinary Summit of Heads of State and Government, held in Gaborone from 17 to 18 August 2015 	<p>Three SADC structures engaged in to promote socio-economic development:</p> <ul style="list-style-type: none"> • 36th Ordinary SADC Summit of Heads of State and Government 	<p>Prepared for, and participated in the 36th Ordinary SADC Summit of Heads of State and Government, held in Ezulwini from 30 from 31 August 2016</p> <p>Key outcomes included:</p> <ul style="list-style-type: none"> • election of South Africa as Incoming Chair of SADC for 2017 to 2018 • discussions also focused on constitutional, public and security-sector reforms in the Kingdom of Lesotho, national reconciliation and the implementation of the SADC Roadmap on Madagascar and the national dialogue towards preparations for national elections in the DRC 		

Sub-programme: Regional Integration							
Performance indicator	Actual achievement 2013/14	Actual achievement 2014/15	Actual achievement 2015/16	Planned target 2016/17	Actual achievement 2016/17	Deviation from planned target to actual achievement 2016/17	Comment on deviations
Number of SADC structures and processes supported with substance and logistics to promote peace and stability, socio-economic development, good governance and democracy and regional integration	Prepared for, and participated in the SADC Council of Ministers Meeting prior to the summit in Lilongwe, from 14 to 15 August 2013	Participated in the SADC Council of Ministers Meeting in Harare, held from 28 February to 7 March 2015	Participated in the following meetings to promote peace and stability, socio-economic development as well as good governance and democracy in the region: <ul style="list-style-type: none"> SADC Council of Ministers' Meeting took place from 14 to 15 August 2015 in Gaborone SADC Council of Ministers' Meeting in Botswana on 14 to 15 March 2016 	Two SADC Council of Ministers meetings	Prepared for, and participated in the SADC Council of Ministers Meeting, held in Ezulwini from 26 to 27 August 2016 Key outcomes included, among others: <ul style="list-style-type: none"> first year of progress reports on the implementation of the RISDP 2015-2020 finalisation of Regional Industrialisation Costed Action Plan Progress on the organisational review process, which has identified challenges, both structural and non-structural within the Secretariat 		
	Prepared for and participated in the SADC Council of Ministers Meeting in Lilongwe from 10 to 11 March 2014					The SADC Council of Ministers Meeting, held in Ezulwini from 15 to 16 March 2017 Key outcomes included: <ul style="list-style-type: none"> the SADC Organisational Structure was approved by the council member states were urged to cooperate and improve coordination towards promoting a harmonised approach in addressing food insecurity as well as the impact of the outbreak of the fall army worm and other transboundary pests in the region member states will participate in the implementation of the online monitoring and evaluation tool to register progress on regional programmes in the RISDP 	

Sub-programme: Regional Integration							
Performance indicator	Actual achievement 2013/14	Actual achievement 2014/15	Actual achievement 2015/16	Planned target 2016/17	Actual achievement 2016/17	Deviation from planned target to actual achievement 2016/17	Comment on deviations
Number of SADC structures and processes supported with substance and logistics to promote peace and stability, socio-economic development, good governance and democracy and regional integration	<p>The Organ Troika Summit convened on the margins of the Lilongwe Summit, which took place from 10 to 18 August 2013</p> <p>The summit considered the security situations in the DRC and Madagascar and endorsed the report of the SADC Observer Mission (SEOM) of the Zimbabwe election</p>	<p>Participated in the following meetings to promote peace and stability, socio-economic development as well as good governance and democracy in the region:</p> <ul style="list-style-type: none"> • SADC Double Troika and Tanzania Summit, held in Pretoria on 15 September 2014 • SADC Double Troika plus DRC • SADC Double Troika Summit in Pretoria on 20 February 2015 	<p>Participated in the SADC Double Troika Meeting on 2 July 2015, to promote peace and stability, socio-economic development as well as good governance and democracy in the region</p>		<p>Prepared for, and participated in the Double Troika Summit, held in Ezulwini on 17 March 2017</p> <p>Key outcomes included :</p> <p>Kingdom of Lesotho</p> <ul style="list-style-type: none"> • The summit mandated the Facilitator, supported by the Oversight Committee, to conduct a multistakeholder national dialogue before the National Assembly elections on 3 June 2018, to build consensus and move forward with implementation of SADC decisions <p>DRC:</p> <ul style="list-style-type: none"> • The summit urged DRC stakeholders to finalise the specific arrangements for the implementation of the 31 December 2016 Political Agreement • The summit urged the international community to support the DRC in the electoral processes 	<p>One additional meeting</p>	<p>The August 2016 Council of Ministers decided that an Extraordinary Summit should be convened</p> <p>This Extraordinary Summit was preceded by a Double Troika Summit (including Lesotho and the DRC) on the political and security situation in the region</p>

Sub-programme: Regional Integration							
Performance indicator	Actual achievement 2013/14	Actual achievement 2014/15	Actual achievement 2015/16	Planned target 2016/17	Actual achievement 2016/17	Deviation from planned target to actual achievement 2016/17	Comment on deviations
Number of SADC structures and processes supported with substance and logistics to promote peace and stability, socio-economic development, good governance and democracy and regional integration	Not reported	Not reported	Participated in the SADC Extraordinary Summit, held in Harare on 29 April 2015		<p>Prepared for, and participated in the SADC Extraordinary Summit, held in Ezulwini on 18 March 2017</p> <p>Key outcomes of the summit included:</p> <ul style="list-style-type: none"> approval of the Costed Action Plan for the SADC Industrialisation Strategy and Roadmap (2015 – 2063) and its Governance Structure conclusions of the SADC Ministerial Retreat: The SADC We Want (12 to 14 March 2017) approval of the renewal of contracts of Dr Stergomena Lawrence Tax, SADC Executive Secretary, and Dr Thembinkosi Mhlongo, SADC Deputy Executive Secretary: Regional Integration, was approved for another term of four years President Zuma signed the Agreement Amending Article 3 (1) (c) of the SADC Protocol on Trade on 18 March 2017 	One additional meeting	<p>The August 2016 Council of Ministers decided that an Extraordinary Summit should be convened</p> <p>This Extraordinary Summit was preceded by a Double Troika Summit (including Lesotho and the DRC) on the political and security situation in the region</p>

Sub-programme: Regional Integration							
Performance indicator	Actual achievement 2013/14	Actual achievement 2014/15	Actual achievement 2015/16	Planned target 2016/17	Actual achievement 2016/17	Deviation from planned target to actual achievement 2016/17	Comment on deviations
Number of SADC structures and processes supported with substance and logistics to promote peace and stability, socio-economic development, good governance and democracy and regional integration	Not achieved		<p>Participated in the following meeting on regional economic integration meetings:</p> <ul style="list-style-type: none"> SADC Ministerial Task Force Meeting, held in Harare on 12 April 2015 	<p>Three SADC structures and processes engaged in to promote regional integration and infrastructure development:</p> <ul style="list-style-type: none"> Ministerial Task Force Meeting on Regional Economic Integration SADC Infrastructure Senior Officials and Ministerial Meeting Ministerial Task Force Meeting on Regional Economic Integration 	Not achieved	Three meetings not held	Meeting not convened by the SADC Secretariat

Sub-programme: Regional Integration							
Performance indicator	Actual achievement 2013/14	Actual achievement 2014/15	Actual achievement 2015/16	Planned target 2016/17	Actual achievement 2016/17	Deviation from planned target to actual achievement 2016/17	Comment on deviations
Percentage of requests responded to for participation in election observer missions	One election observer mission	100% (seven) of requests for election observer missions responded to: <ul style="list-style-type: none"> SEOM to Malawi that took place on 20, 21 and 22 May 2014 SEOM to Mozambique that took place on 15 October 2014 SEOM to Botswana that took place on 24 October 2014 SEOM to Namibia that took place on 29 November 2014 SEOM to Mauritius that took place on 10 December 2014 SEOM to Zambia that took place on 20 January 2015 SEOM to Lesotho that took place on 28 February 2015 	100% (two) of requests for election observer missions responded to: <ul style="list-style-type: none"> SEOM to the United Republic of Tanzania during the period 10 to 28 October 2015, both as observers and as members of the SADC Organ Troika SEOM to the Republic of Seychelles during the first and second round of the elections, from 23 November to 18 December 2015, both as observers and members of the SEOM Headquarters 	100%	100% (three) requests responded to for participation in election observer missions: <ul style="list-style-type: none"> SADC Long Term Election Observation (LTO) Mission in Zambia, from 5 to 12 June 2016 the general elections (Presidential, National Assembly, Mayoral and Councillor) and referendum, in Zambia with results announced on 15 and 19 August, respectively the Republic of Seychelles National Assembly from 8 to 10 September 2016 		

Strategy to overcome areas of underperformance

Areas of underperformance	Strategies to address underperformance
Structured bilateral mechanisms and high-level visits	It was not possible to schedule these meetings as no mutually convenient dates could be facilitated. The department will continue to engage the relevant stakeholders/counterparts to ensure that the structured mechanisms take place
SADC-ICGLR Ministerial Meeting SADC-ICGLR Summit	It was not possible to schedule meetings as no mutually convenient dates could be facilitated. The department will continue to engage the secretariat
Ministerial Task Force Meeting on Regional Economic Integration SADC Infrastructure Senior Officials and Ministerial Meeting Ministerial Task Force Meeting on Regional Economic Integration	It was not possible to schedule meetings as no mutually convenient dates could be facilitated. The department will continue to engage the secretariat

Changes to planned targets

No in-year changes to targets.

Linking performance with budgets

Expenditure increased from R3,6 billion in 2015/16 to R3,7 billion in 2016/17 at a nominal growth rate of 3%. This is mainly attributed to the depreciation of the Rand against other major foreign currencies. The depreciation of the Rand resulted in high exchange rates, thus increasing operational costs incurred in missions abroad, including salaries and wages as well lease payments for office and residential accommodation.

Sub-programme expenditure

Sub-programme name	2016/17			2015/16		
	Final appropriation	Actual expenditure	(Over)/ under expenditure	Final appropriation	Actual expenditure	(Over)/ under expenditure
	R'000	R'000	R'000	R'000	R'000	R'000
Africa	1,133,340	1,133,477	(137)	1,094,437	1,094,386	51
Asia and Middle East	1,028,385	1,015,508	12,877	925,167	965,208	(40,041)
Americas and Caribbean	592,179	572,568	19,611	585,602	605,910	(20,308)
Europe	989,965	1,021,338	(31,373)	900,969	974,875	(73,906)
Total	3,743,869	3,742,891	978	3,506,175	3,640,379	(134,204)

4.3 Programme 3: International Cooperation

Purpose: Participate in international organisations and institutions in line with South Africa's national values and foreign policy objectives

Sub-programmes: System of Global Governance; Continental Cooperation; South-South Cooperation; and North-South Cooperation

Sub-programme 3.1: System of Global Governance

Strategic objective: To strive for the reform and strengthening of the global system of governance and its effectiveness, fairness and equity, while defending multilateralism and international rule of law, in the advancement of peace, prosperity and social justice

Description: South Africa is committed to multilateralism and a rules-based international order and to this end, participates and plays an active role in all fora of the United Nations (UN) system and its specialised agencies, funds and programmes, promoting the pillars of multilateral activity, namely: global security, sustainable development, human rights and international law. South Africa thus supports an equitable, just and representative UN system and its centrality in multilateralism and is also supportive of ongoing efforts to improve the effectiveness and accountability of the secretariats of these organisations. South Africa regards the UN as the foremost vehicle to advance the global development agenda and address underdevelopment and the eradication of poverty. To this end, South Africa upholds the belief that the resolution of international conflicts should be peaceful and in accordance with the centrality of the UN Charter and the principles of international law. South Africa's foreign policy therefore recognises that in order to achieve a better life for all, development and security are best addressed through adequate attention to all global threats facing humanity.

South Africa, in the conduct of international relations, is committed to garner support for its domestic priorities, promote the interests of the African continent, advance democracy and human rights, uphold justice and international law in relations between nations, seek the peaceful resolution of conflicts and promote economic development through regional and international cooperation in an interdependent world.

South Africa also strongly believes in the concept and practice of good governance, as one of several important tools and instruments at the disposal of nations in their conduct of world affairs. In pursuance of these principles, the South African Government adheres to and strongly supports a multilateral, rules-based system.





Excerpts from the statement by Oliver Tambo at the Plenary Meeting of the United Nations General Assembly, New York, 26 October 1976

In 1976, for the first time, the General Assembly decided to consider the problem of apartheid in plenary meetings and to permit representatives of the South African liberation movements to speak in the plenary meetings.

For the first time in the history of the United Nations, a representative of the majority of the people of South Africa has been allowed and invited to share this prestigious rostrum with the representatives of the independent and sovereign nations and peoples of the world.

This is a development of considerable significance, for which I most sincerely thank you, Mr President 1 and this august body, in the name of the African National Congress and the entire liberation movement in South Africa, and especially, on behalf of the oppressed people of South Africa, including their children, the current victims of murderous repression.

<http://www.gutenberg-e.org/>

UN POLITICAL, PEACE AND SECURITY

South Africa prepared for, and participated in the General Debate of the 71st Session of the United Nations General Assembly (UNGA) in New York that took place from 19 to 26 September 2016 under the theme “The Sustainable Development Goals: A Universal Push to Transform our World”. The general debate presented an opportunity to take stock of the effectiveness of the UN. The focus of the general debate for UNGA71 was on the means of implementation of agreements reached during UNGA70, particularly the 2030 Agenda for Sustainable Development and the Paris Agreement on Climate Change. South Africa also participated in a High-Level Meeting of the UNGA on Addressing Large Movements of Refugees and Migrants, which adopted the New York Declaration for Refugees and Migrants, expressing the political will of world leaders to save lives, protect rights and share responsibility on a global scale.

A primary goal of South Africa’s policy on disarmament, non-proliferation and arms control includes reinforcing and promoting South Africa as a responsible producer, possessor and trader of defence-related products and advanced technologies. In this regard, the Department of International Relations



and Cooperation (DIRCO) continued to promote the benefits which disarmament, non-proliferation and arms control hold for international peace and security, particularly to countries in Africa. South Africa has remained committed to a rules-based international system and continues to believe that future actions in this field should be aimed at advancing the goal of a world free from nuclear weapons and with a view to strengthening multilateral governance. South

Africa’s role in the latter is evidenced by the fact that South Africans are at the helm of the Arms Trade Treaty Secretariat and the Board of Governors of the International Atomic Energy Agency (IAEA). The appointment to these positions is an affirmation of South Africa’s leadership role on the world stage in general and specifically on matters of nuclear disarmament, nuclear non-proliferation and the peaceful uses of nuclear energy. Given South Africa’s

unwavering support for nuclear disarmament measures, the country has also contributed to the UN Conference to Negotiate a Legally-Binding Instrument to Prohibit Nuclear Weapons, leading towards Their Total Elimination. It also participated constructively within the structures of the Nuclear Suppliers Group (NSG) with a view to resolving the issue of Indian membership by working towards an emerging consensus on the matter.

HUMAN RIGHTS AND HUMANITARIAN AFFAIRS

South Africa continued with the implementation of its mandate of advancing South Africa's interests in the global system in the areas of the evolution of international human rights, norms and standards; and advocacy for the strict observance of international humanitarian law, especially in areas of armed conflict. Primarily, DIRCO continued providing advice to national departments in relation to South Africa's compliance with its international obligations in the above-mentioned areas. The year witnessed large migration flows, the plight of refugees and asylum seekers and the growing populism and incitement to hatred against these vulnerable groups. Accumulative, positive impact has also been discernible in South Africa's engagement with the global democracy forums and its programmes of structured dialogues on human rights with key strategic partners.

In the above context, some of the following achievements were recorded by South Africa:

- The election of three South African international experts in Human Rights Law to the UN Human Rights Treaty Monitoring System.



- Lead Chair of the Open Government Partnership (OGP) and provided substantive support to the President in this regard.
- Spearheaded numerous flagship resolutions within the framework of the UN Human Rights Council (HRC) and the UNGA, consistent with South Africa's priorities in the areas of the elimination of racism, racial discrimination, xenophobia and related intolerance. Paramount in this regard, is the resolution establishing the Permanent Forum for People of

African Descent in the Diaspora who are victims of historical injustices of slavery, the slave trade, the transatlantic slave trade and colonialism (regarded as the major source of historical racism). It is envisaged that this permanent forum will serve as a consultation mechanism with the UN on the advancement on the plight of People of African Decent and the discrimination they face within the countries where they are citizens.

- Continuing outreach programmes with South African

civil society, essentially aimed at familiarising South Africans with the Government's human rights priorities as a central component of its foreign policy and the benefits deriving from there.

- Advocacy for respect for the fundamental tenants of International Humanitarian Law.
- Championed respect for the principles of International Law, in particular International Human Rights and Humanitarian Law, in the face of the propensity for escaping scrutiny and accountability.



Previous progressive leadership

In 1996, South Africa became the first country to enshrine gay rights in its Constitution. The Constitutional Court has consistently ruled that any form of discrimination based on sexual identity, whether by the government or a private entity, is unconstitutional.

Consequently, South Africa is viewed as the most progressive African country on gay issues.

Internationally, South Africa has taken leadership in calling for global acceptance of gay rights. In 2011, its leadership was considered critical to pass a Human Rights Council resolution to recognise gay rights as human rights.

In 2014, South Africa again led similar initiatives to recognise and study sexual orientation and gender identity initiatives. The Permanent Representative to the United Nations at the time, Ambassador Abdul Minty, stated that South Africa was required by the "supreme law of our country to support a resolution that seeks to reduce discrimination and violence on any basis, including in this case, on the basis of sexual orientation or gendered identities".

On 5 March 2016, the South African Human Rights Commission hosted the first regional African seminar to address violence and discrimination based on sexual orientation, gender identity and expression. The Minister of Justice, Michael Masutha, attended the conference and called on all African communities to take even more action to end such violence and discrimination. The seminar resulted in the Ekurhuleni Declaration, of which the South African Government was a party to. The declaration called for states to ensure that they were not perpetuating such "violence and discrimination directly or indirectly, through omission and commission".

South Africa continues its ongoing mission to retain its historical stature and branding as a leading human rights country with moral authority on matters of human dignity, human equality, gender and the pursuit of the ideal of universal justice.



Economic and Social Council

On 1 January 2016, South Africa was re-elected by the members of the UN General Assembly (UNGA) to the 54 member ECOSOC for a three year term to 2018. South Africa previously served on the UN organ from 2004 to 2006, as well as 2012 to 2015.

ECOSOC is responsible for the economic, social and environmental matters of the world and the integration of these three pillars of sustainable development. The organ has a charter mandate to drive the Development Agenda of the UN. It was significant that South Africa was a member of this crucial organ in 2015 during the target date for the achievement of the millennium development goals as well as the negotiations for the 2030 Agenda for Sustainable Development.

ECONOMIC AND SOCIAL DEVELOPMENT

During the reporting period, South Africa continued to promote its sustainable development (economic, social and environment) interests in a range of multilateral organisations and fora. Most notably, President Jacob Zuma co-chaired, with former President François Hollande of France, the UN High-level Commission on Health, Employment and Economic Growth, which proposed actions to guide the creation of health and social-sector jobs as a means to advance inclusive economic growth, paying specific consideration to the needs of developing countries. South Africa also vigorously promoted the sexual and reproductive health and rights (SRHR) of women and girls (including access to modern contraceptives, services, information and the termination of pregnancy as well as comprehensive sexuality education) in the Commission on Population and Development (CPD), the Commission for Social Development (CSocD) and the Social, Humanitarian and Cultural Committee of the UNGA. This was further underpinned by promoting human rights and combating discrimination on any grounds (particularly in terms of sexual orientation and gender identity).

South Africa further advanced socio-economic development and contributed to peace and security



through its membership of, and participation in, the Executive Board of the United Nations Educational, Scientific and Cultural Organisation (UNESCO). As Vice-Chairperson of the Board (on behalf of the African Group), it focused on the eradication of poverty and inequality by promoting sustainable development and intercultural dialogue through education, the sciences, culture, communication and information. This also included participation in the World Heritage Committee as well as

South Africa's hosting of the African World Heritage Fund.

South Africa hosted the 17th Conference of Parties to the Convention on International Trade in Endangered Species (CITES-COP17) in Johannesburg from 24 September to 5 October 2016. A key strategic outcome of COP17 for South Africa was the adoption of a series of CITES decisions that strengthen the combatting of illegal wildlife trade, especially rhino horn, and also

enable South Africa to benefit from the sustainable utilization of its wildlife resources.

South Africa participated in the 2016 Climate Change Conference (UNFCCC COP22/CMP12) (Africa Group Negotiators [AGN] and G77) held in Marrakesh, Morocco, from 3 to 18 November 2016, where South Africa secured key objectives, which included agreement on the roadmap for developing the rule book for the Paris Agreement; operationalisation

of the Paris Capacity-Building Committee; five-year work programme agreed on for the Warsaw Mechanism on Loss and Damage; and advanced positions of developing countries on climate finance. South Africa also played a key political role in helping to ensure that the outcome document of the high-level session was consistent with the Paris Consensus.

South Africa will continue to utilise its membership of the G20 to advance its national interest, the African Agenda and amplify the voice of the South more broadly. South Africa is pleased with the focused attention Africa received under China's Presidency of the G20 in 2015. In this regard, it welcomes the commitment of the G20 to support industrialisation in Africa and least developed countries, support for the implementation of 2030 Sustainable Development Agenda, and the focused attention on antimicrobial resistance from a financing and research perspective.



South Africa is extremely satisfied with the support the G20 leaders provided for its proposal that the World Customs Organisation provides the G20 with a report on illicit financial flows in the context of trade mispricing/ mis-invoicing. Addressing this challenge will contribute billions in terms of domestic resource mobilisation that

could be utilised to implement Africa's development plans.

South Africa will continue to work closely with G20 members during the German Presidency of the G20 in 2017 to consolidate these gains. Important in this connection is that G20 support must be directed and aligned

to existing continental development plans such as the New Partnership for Africa's Development and Agenda 2063. In this context, South Africa, as Co-chair of the Development Working Group of the G20, will continue to promote the principle of inclusivity in pursuit of our universal commitment that "no one is left behind".



South Africa participates actively in the work and meetings of the G20. South Africa is also the Co-Chair of the G20 Development Working Group and has consistently promoted the mainstreaming of the development agenda in its engagements within the G20.

The Group of Twenty (G20) is the premier forum for international economic cooperation and economic policy coordination. Its membership comprises 19 countries plus the European Union. Each G20 President invites several guest countries each year.

G20 leaders meet annually. The work of the G20 is divided into two tracks. The Sherpa track, led by DIRCO, focuses on promoting sustainable development and includes issues related to trade, anti-corruption, improving energy markets, financial inclusion, food security and employment.

The Finance track, led by the Ministers of Finance and Central Bank Governors, focuses on the promotion of strong, sustainable and balanced growth, financial regulation, international financial architecture, tax reform, anti-terrorist financing, promotion of investment in infrastructure, green finance and climate finance. In addition, other line-function ministers and senior officials also meet to discuss pertinent issues under their purview.

Underpinning the work of each Leaders' Summit, is a year-long programme of meetings among ministers, senior officials, and of working groups coordinating policy on specific issues.

Programme 3.1 Strategic objective

Programme name: International Cooperation					
Strategic objectives	Actual achievement 2015/16	Planned target 2016/17	Actual achievement 2016/17	Deviation from planned target to actual achievement for 2016/17	Comment on deviations
To advocate for the reform and strengthening of the global system of governance and its effectiveness, fairness and equity, while defending multilateralism and international rule of law, in the advancement of peace, prosperity and social justice	80% of resolutions, decisions and outcomes reflecting South Africa's national interest negotiated and influenced through reported global governance structures and processes	80% of outcomes of identified meetings reflecting South Africa's national interest	80% of resolutions, decisions and outcomes reflecting South Africa's national interest negotiated and influenced through reported global governance structures and processes		

Programme 3.1 Performance indicators

Sub-programme: System of Global Governance							
Performance indicator	Actual achievement 2013/14	Actual achievement 2014/15	Actual achievement 2015/16	Planned target 2016/17	Actual achievement 2016/17	Deviation from planned target to actual achievement 2016/17	Comment on deviations
Number of multilateral structures and processes engaged in to strengthen outcomes to meet the needs of South Africa, Africa and developing countries	Participated and advanced South Africa's positions in the 46th Session of the UNCPD, New York, 22 to 26 April 2013, and contributed to the final resolution on migration as adopted at the end of the session	Prepared for, and participated in the 47th Session of the UNCPD, New York, 7 to 11 April 2014 and contributed to a resolution on the promotion of a rights-based approach to sexual and reproductive health and women's rights and presented two statements on its national positions	Prepared for, and participated in the 48th Session of the UNCPD, New York, from 4 to 17 April 2015 Through its National Statement delivered during the general debate as well as interventions during the informal consultations on the outcome document, emphasis was placed on the promotion of sexual reproductive health and rights, comprehensive sexuality education as well as sexual orientation and gender identity South Africa also coordinated the G77 and China positions during the session and informal consultations	Negotiated and influenced the outcomes of 25 multilateral meetings and processes to reflect South Africa's national interests on peace and security, sustainable development (social, economic and environmental), human rights and humanitarian affairs, international crime and international law: Session of the UNCPD, April 2016, New York	Negotiated and influenced the outcomes of 24 multilateral meetings: Prepared for, and participated in the 49th Session of the UNCPD in New York, from 4 to 15 April 2016 South Africa made statements in the UNCPD meetings and participated in negotiations as well as informal consultations to promote its foreign policy goals and objectives. South Africa focused on advancing SRHR issues as well as recognising the outcome documents of recent regional conferences on population and development, which reflect previous agreements that are in line with South Africa's constitutional provisions South Africa joined consensus on the outcome of the 49th Session without reservation		

Sub-programme: System of Global Governance							
Performance indicator	Actual achievement 2013/14	Actual Achievement 2014/15	Actual Achievement 2015/16	Planned Target 2016/17	Actual Achievement 2016/17	Deviation from planned target to Actual Achievement 2016/17	Comment on deviations
Number of multilateral structures and processes engaged in to strengthen outcomes to meet the needs of South Africa, Africa and developing countries	New target		Participated in the Third Session of the UN High-Level Political Forum (HLPF), which took place at the UN in New York from 26 June to 8 July 2015, under the auspices of ECOSOC. The theme of the session was "Strengthening Integration, Implementation and Review – the HLPF after 2015"	HLPF on Sustainable Development (HLPF 3), June to July 2016	Prepared for, and participated in the HLPF on Sustainable Development (HLPF 3) in New York from 11 to 20 July 2016 The HLPF 3 ensured a platform for the review of the implementation of the sustainable development goals (SDGs) at regional and global level. South Africa made interventions on key issues during the plenary/panel discussions. In its statement to the general debate, South Africa emphasised the importance of the full implementation of the SDGs as well as maximising synergies with the African Union (AU) Agenda 2063		

Sub-programme: System of Global Governance							
Performance indicator	Actual achievement 2013/14	Actual achievement 2014/15	Actual achievement 2015/16	Planned target 2016/17	Actual achievement 2016/17	Deviation from planned target to actual achievement 2016/17	Comment on deviations
Number of multilateral structures and processes engaged in to strengthen outcomes to meet the needs of South Africa, Africa and developing countries	<p>Participated in, and advanced South Africa's positions at:</p> <ul style="list-style-type: none"> the 51st Session of the General Assembly of the World Intellectual Property Organisation (WIPO) in Geneva, 23 September to 2 October 2013 	<p>Participated in, and advanced South Africa's positions in the Assemblies of the World Intellectual Property Organisation (WIPO) in Geneva from 22 to 30 September 2014</p> <p>South Africa and the countries of the South advanced common positions on the need for a legally binding article on technical assistance for the Design Law Treaty and ensuring that two external offices are secured for Africa, among others</p>	Not targeted	WIPO Session of the General Assemblies, September to October 2016, Geneva	<p>Prepared for, and participated in the 56th General Assembly of the WIPO in Geneva from 3 to 11 October 2016</p> <p>South Africa hosted an exhibition, "Treasures of South Africa", showcasing the country's innovation, creativity and traditional knowledge relating to intellectual property, following the first day of the General Assembly</p> <p>Through bilateral meetings, the South African delegation secured a technical assistance workshop, which was hosted in South Africa in March 2017 to assist in preparing implementation of South Africa's legislation on copyright protection</p>		

Sub-programme: System of Global Governance							
Performance indicator	Actual achievement 2013/14	Actual achievement 2014/15	Actual achievement 2015/16	Planned target 2016/17	Actual achievement 2016/17	Deviation from planned target to actual achievement 2016/17	Comment on deviations
Number of multilateral structures and processes engaged in to strengthen outcomes to meet the needs of South Africa, Africa and developing countries	Participated and advanced South Africa's positions in the World Economic Forum (WEF) Africa, held in Cape Town from 8 to 10 May 2013	Provided foreign policy guidance for South Africa's participation at the WEF Summit in Davos from 28 to 31 January 2015	Not targeted	WEF Summit, January 2017, Davos	<p>Prepared for, and participated in the WEF Summit 2017 in Davos from 17 to 20 January 2017</p> <p>The summit focused on the following areas:</p> <ul style="list-style-type: none"> preparing for the fourth industrial revolution strengthening systems for global collaboration revitalising the global economy reforming market capitalism addressing identity through positive narratives <p>The key messaging focused on attracting foreign investment to South Africa and promoting the country as an open and viable investment destination</p>		

Sub-programme: System of Global Governance							
Performance indicator	Actual achievement 2013/14	Actual achievement 2014/15	Actual achievement 2015/16	Planned target 2016/17	Actual achievement 2016/17	Deviation from planned target to actual achievement 2016/17	Comment on deviations
Number of multilateral structures and processes engaged in to strengthen outcomes to meet the needs of South Africa, Africa and developing countries	South African positions on the promotion and protection of human rights advanced at the 23rd Session of the UNHRC from 27 May to 14 June 2013 in Geneva, and advanced South Africa's positions in negotiations of 13 resolutions	South Africa's positions on the promotion and protection of human rights were advanced at the 26th Session of the UNHRC in Geneva from 10 to 27 June 2014	South Africa's positions on the promotion and protection of human rights were advanced during the 29th Session of the UNHRC that took place in Geneva from 15 June to 3 July 2015 where South Africa led four initiatives/resolutions on: <ul style="list-style-type: none"> • Protection of the Family • Violence against Women • South Sudan • Racism (which has been pending to the 30th Session) 	Session on the UNHRC, June to July 2016, Geneva	Prepared for, and participated in the 32nd Session of the UNHRC in Geneva from 13 June to 1 July 2016 South Africa delivered the following statements, among others: <ul style="list-style-type: none"> • Freedom of Expression on the Internet • Human Rights, Sexual Orientation and Gender Identity • Civil-Society Space • Human Rights and International Solidarity South Africa delivered a statement to engage the report of the Special Rapporteur on Violence against Women, its "Causes and Consequences", following a country visit to South Africa in December 2015. The statement highlighted progress made and efforts to eliminate violence against women		

Sub-programme: System of Global Governance							
Performance indicator	Actual achievement 2013/14	Actual achievement 2014/15	Actual achievement 2015/16	Planned target 2016/17	Actual achievement 2016/17	Deviation from planned target to actual achievement 2016/17	Comment on deviations
Number of multilateral structures and processes engaged in to strengthen outcomes to meet the needs of South Africa, Africa and developing countries	South African positions on the promotion and protection of human rights were advanced at the 24th Session of the UNHRC, in Geneva, from 9 to 27 September 2013, and advanced South African positions in six resolutions which South Africa sponsored	South Africa's positions on the promotion and protection of human rights were advanced at the 27th Session of the UNHRC, in Geneva from 8 to 26 September 2014	Participated in the 30th Session of the UNHRC, held in Geneva from 14 September to 2 October 2015, where South African positions on various human rights thematic issues were advanced. In this regard, South Africa presented 11 statements in its national capacity, such as the Vienna Declaration and Programme of Action on the 1993 World Conference on Human Rights and the violations and atrocities committed by Boko Haram in Nigeria	Session of the UNHRC, September to October 2016, Geneva	Prepared for, and participated in the 33rd Session of the UNHRC in Geneva from 12 to 30 September 2016 South Africa contributed to a groundbreaking achievement by developing countries to establish a mandate for a Special Rapporteur on the Right to Development, despite much opposition from developed countries South Africa negotiated and participated to influence the outcomes of 31 texts, as well as its report for the session. These included five resolutions on African countries aimed at providing technical assistance and capacity-building in the field of human rights while addressing existing human rights challenges in these countries		

Programme/Sub-programme: System of Global Governance							
Performance indicator	Actual achievement 2013/14	Actual achievement 2014/15	Actual achievement 2015/16	Planned target 2016/17	Actual achievement 2016/17	Deviation from planned target to actual achievement 2016/17	Comment on deviations
Number of multilateral structures and processes engaged in to strengthen outcomes to meet the needs of South Africa, Africa and developing countries	South African positions on the promotion and protection of human rights was advanced at the 25th Session of the UNHRC, held in Geneva from 3 to 28 March 2014	South Africa's positions on the promotion and protection of human rights was advanced at the 31st Session of the UNHRC, Geneva, March 2015	<p>Participated in the 31st Session of the UNHRC, that was held in Geneva during March 2016</p> <p>South Africa's human rights priorities and policy positions in the areas of economic, social, cultural, development, civil and political rights were advanced through the negotiation of resolutions and through the delivery of national statements and explanations of vote</p>	Session on the UNHRC, March 2017, Geneva	<p>Prepared for, and participated in the 34th Session of the UNHRC in Geneva from 27 February to 24 March 2017</p> <p>South Africa's human rights priorities and policy positions in the areas of economic, social, cultural, development, civil and political rights were advanced through the negotiation of resolutions and delivering of general statements, explanations of vote and interactive dialogue interventions</p> <p>The council adopted 11 decisions on the outcomes of universal periodic reviews (UPRs) of Togo, Syria, Venezuela, Iceland, Zimbabwe, Lithuania, Uganda, Timor-Leste, Moldova, Haiti and South Sudan</p> <p>South Africa delivered a statement to congratulate all the African countries that presented UPRs to the council</p> <p>The council considered and voted on 41 draft resolutions, many of which were adopted by consensus. South Africa presented four draft resolutions on the racism agenda to the council, two of which were adopted by consensus and the other two adopted by vote</p>		

Programme/Sub-programme: System of Global Governance							
Performance indicator	Actual achievement 2013/14	Actual achievement 2014/15	Actual achievement 2015/16	Planned target 2016/17	Actual achievement 2016/17	Deviation from planned target to actual achievement 2016/17	Comment on deviations
Number of multilateral structures and processes engaged in to strengthen outcomes to meet the needs of South Africa, Africa and developing countries	Participated and advanced South Africa's positions in the ECOSOC Organisational Session in New York, held from 25 to 26 April 2013	Not reported		Session of the ECOSOC Non-Governmental Organisation (NGO) Committee Session, May 2016, New York	Not achieved	Session of the ECOSOC NGO Committee Session not held	The session was duplicated for Quarter One

Sub-programme: System of Global Governance							
Performance indicator	Actual achievement 2013/14	Actual achievement 2014/15	Actual achievement 2015/16	Planned target 2016/17	Actual achievement 2016/17	Deviation from planned target to actual achievement 2016/17	Comment on deviations
Number of multilateral structures and processes engaged in to strengthen outcomes to meet the needs of South Africa, Africa and developing countries	Not reported			Antarctic Treaty Consultative Meeting (ATCM), June to July 2016, Santiago	<p>Prepared for, and participated in the ATCM in Santiago from 23 May to 1 June 2016</p> <p>The meeting deliberated on the implementation of the Antarctic Treaty</p> <p>Interventions delivered by South Africa included its:</p> <ul style="list-style-type: none"> • commitment to the Mining Ban in Antarctica • consultation with relevant national authorities to address the immigration concerns raised in the Working Paper on "Openness and Gateway to Antarctica" • accomplishments in implementing the Protocol on Environmental Protection • efforts to revise national legislation to give domestic effect to Annex VI (on Liability) of the Protocol • support for the strategic approach to tourism for an environmentally managed tourism policy 		

Sub-programme: System of Global Governance							
Performance indicator	Actual achievement 2013/14	Actual achievement 2014/15	Actual achievement 2015/16	Planned target 2016/17	Actual achievement 2016/17	Deviation from planned target to actual achievement 2016/17	Comment on deviations
Number of multilateral structures and processes engaged in to strengthen outcomes to meet the needs of South Africa, Africa and developing countries	Participated in the ECOSOC Substantive Session, held in Geneva from 1 to 26 July 2013, where a national statement was delivered and contribution made during negotiations of resolutions on the issues covered by the segments of the Substantive Session	Participated in the ECOSOC High-Level Segment, Annual Ministerial Review and Ministerial High-Level Political Forum in New York, from 7 to 11 July	Participated in the ECOSOC Substantive Session, which included the Annual Ministerial Review (AMR) that took place at the UN Headquarters in New York from 8 to 10 July 2015	ECOSOC Substantive Session, July 2016, New York	<p>Prepared for, and participated in the ECOSOC Substantive Session in New York from 18 to 29 July 2016</p> <p>The session consisted of three consecutive meetings with the main focus on mechanisms for the implementation of the 2030 Agenda for Sustainable Development</p> <p>South Africa's interventions were shaped to highlight development cooperation policies that remain responsive to the needs of developing countries</p> <p>The ECOSOC Session adopted 19 resolutions and 23 decisions on a wide range of issues submitted by its functional commissions</p> <p>South Africa actively supported a G77 and China resolution on "The Economic and Social Repercussions of the Israeli Occupation on the Living Conditions of the Palestinian People in the Occupied Palestinian Territory, including Jerusalem and the Occupied Syrian Golan". The resolution was successfully adopted</p>		

Sub-programme: System of Global Governance							
Performance indicator	Actual achievement 2013/14	Actual achievement 2014/15	Actual achievement 2015/16	Planned target 2016/17	Actual achievement 2016/17	Deviation from planned target to actual achievement 2016/17	Comment on deviations
Number of multilateral structures and processes engaged in to strengthen outcomes to meet the needs of South Africa, Africa and developing countries	New target			Resumed Session of the ECOSOC NGO Committee Session, May to June 2016, New York	<p>Prepared for, and participated in the Resumed Session of the ECOSOC NGO Committee in New York from 23 May to 1 June 2016</p> <p>South Africa's interests were advanced during this session in line with its foreign policy objectives.</p> <p>The committee recommended to the ECOSOC 188 organisations for consultative status and deferred 235 for further consideration at its regular session in 2017</p>		

Sub-programme: System of Global Governance							
Performance indicator	Actual achievement 2013/14	Actual achievement 2014/15	Actual achievement 2015/16	Planned target 2016/17	Actual achievement 2016/17	Deviation from planned target to actual achievement 2016/17	Comment on deviations
Number of multilateral structures and processes engaged in to strengthen outcomes to meet the needs of South Africa, Africa and developing countries	Not reported			OGP Global Summit, September to October 2016	<p>Prepared for, and participated in the OGP Global Summit in New York on 20 September 2016, which was convened to mark the fifth anniversary of the OGP</p> <p>South Africa chaired the OGP for 2015/16 and was succeeded by France</p> <p>South Africa's key achievements included promoting 2016 as the year of global implementation for driving a programme that would entail participating countries mainstreaming SDGs into their national action plans</p> <p>South Africa led by example by ensuring that its Third OGP National Action Plan included a commitment to Goal 16 of the SDGs on Access to Justice</p>		

Sub-programme: System of Global Governance							
Performance indicator	Actual achievement 2013/14	Actual achievement 2014/15	Actual achievement 2015/16	Planned target 2016/17	Actual achievement 2016/17	Deviation from planned target to actual achievement 2016/17	Comment on deviations
Number of multilateral structures and processes engaged in to strengthen outcomes to meet the needs of South Africa, Africa and developing countries	Not reported			Regular Session of the ECOSOC NGO Committee Session, January to February 2017, New York	<p>Prepared for, and participated in the 2017 Regular Session of the ECOSOC NGO Committee, held in New York from 30 January to 8 February 2017</p> <p>The session considered a total of 289 new applications from NGOs, 235 deferred from earlier sessions, six reclassifications of Consultative Status and 360 quadrennial reports submitted by NGOs in compliance with the requirements of the framework</p>		

Programme/Sub-programme: System of Global Governance							
Performance indicator	Actual achievement 2013/14	Actual achievement 2014/15	Actual achievement 2015/16	Planned target 2016/17	Actual achievement 2016/17	Deviation from planned target to actual achievement 2016/17	Comment on deviations
Number of multilateral structures and processes engaged in to strengthen outcomes to meet the needs of South Africa, Africa and developing countries	New target		Participated in the 66th Session of the UN High Commissioner for Refugees (UNHCR) Executive Committee (EXCOM) in Geneva from 5 – 9 October 2015	Session of the UNHCR EXCOM in Geneva, October 2016, Switzerland	<p>Prepared for, and participated in the EXCOM of the UNHCR in Geneva between 3 and 7 October 2016</p> <p>The refugee crisis in Europe was a central theme, and South Africa welcomed the adoption of the New York Declaration for Refugees and Migrants at UNGA71 in New York in September</p> <p>South Africa's interests were promoted which highlighted that since 2005, South Africa upheld the call to support early childhood education for refugee children, and that asylum seekers and refugees are accorded these rights immediately on applying for asylum</p>		

Sub-programme: System of Global Governance							
Performance indicator	Actual achievement 2013/14	Actual achievement 2014/15	Actual achievement 2015/16	Planned target 2016/17	Actual achievement 2016/17	Deviation from planned target to actual achievement 2016/17	Comment on deviations
Number of multilateral structures and processes engaged in to strengthen outcomes to meet the needs of South Africa, Africa and developing countries	New target			World Humanitarian Summit (WHS), May 2016, Istanbul	<p>Prepared for, and participated in the WHS in Istanbul from 23 to 24 May 2016</p> <p>South Africa delivered a statement, which advanced South Africa's position on humanitarian diplomacy</p> <p>During the summit, South Africa advanced the Common African Position to call for a change in the way humanitarian response is implemented on the continent and to emphasise humanitarian effectiveness in Africa</p>		

Sub-programme: System of Global Governance							
Performance Indicator	Actual Achievement 2013/14	Actual Achievement 2014/15	Actual Achievement 2015/16	Planned Target 2016/17	Actual Achievement 2016/17	Deviation from planned target to Actual Achievement 2016/17	Comment on deviations
Number of multilateral structures and processes engaged in to strengthen outcomes to meet the needs of South Africa, Africa and developing countries	South Africa participated in the Conference of Parties (COP11) of the UN Convention to Combat Desertification (UNCCD) that took place in Namibia from 16 to 27 September and assisted in brokering a deal on the relocation of the global mechanism	<p>Advanced South Africa's position on climate change during the United Nations Framework Convention on Climate Change Conference (UNFCCC) of the Parties (COP) 20 in Lima from 1 to 12 December 2014, including in the Ad Hoc Working Group on the Durban Platform</p> <p>South Africa made interventions, advancing its position and also delivered two statements on behalf of Brazil, South Africa, India and China (BASIC)</p>	Participated in the UNFCCC COP21/CMP11 from 30 November to 12 December 2015 in Paris and played a central role in its national capacity and as Chair of the G77 and China in the adoption of the Paris Agreement and its supporting decisions on climate change	COP to CITES, September 2016, Johannesburg	<p>South Africa chaired and hosted the CITES COP17 in Johannesburg from 23 September to 4 October 2016</p> <p>The CITES COP17 was the largest in history in terms of the number of delegations who attended and the number of items addressed in the programme of work</p> <p>Following intensive negotiations and lobbying, South Africa achieved success in having all its proposals and working documents adopted by the COP</p> <p>South Africa's proposals were based on the listing criteria of the convention and sound scientific information, which will ensure that international trade in endangered species will be regulated in a manner that ensures there is no detrimental impact on the survival of the species in the wild</p>		

Sub-programme: System of Global Governance							
Performance indicator	Actual achievement 2013/14	Actual achievement 2014/15	Actual achievement 2015/16	Planned target 2016/17	Actual achievement 2016/17	Deviation from planned target to actual achievement 2016/17	Comment on deviations
Number of multilateral structures and processes engaged in to strengthen outcomes to meet the needs of South Africa, Africa and developing countries	<p>South Africa's priorities and positions advanced through the following engagements during the 67th and 68th sessions of UNGA:</p> <ul style="list-style-type: none"> delivered Explanation of Vote, on GA Resolution on Situation in Syria adopted on 15 May 2013 delivered a statement on Peaceful Resolution of Conflicts in Africa on 25 April 2013 South Africa called for the implementation of the millennium development goals (MDGs); the development of a post-2015 development agenda and the reform of the United Nations Security Council (UNSC) 	<p>South Africa's priorities and positions were advanced through the national statement during the UNGA 69 Debate, New York, 24 September 2014, which focused on the following:</p> <ul style="list-style-type: none"> the theme of "Delivering on and Implementing a Transformative Post-2015 Development Agenda" reaffirmation of South Africa's positions on the expected outcomes of the Post-2015 Development Agenda a reformed UNSC by the 70th anniversary of the UN in 2015 	<p>Supported South Africa's participation in the 70th Session of the UNGA from 23 to 29 September 2015</p> <p>In its statement to the General Debate of the 70th Session of UNGA, South Africa called for the reform of the UNSC and for the GA to adopt a roadmap with clear implementable priorities for the reform of the UNSC</p> <p>South Africa also called for a more transparent process in the selection and appointment of the UN Secretary-General (SG)</p> <p>In addition, South Africa welcomed the historic upgrading of the status of Palestine at the UN</p>	High-Level Segment, UNGA71, September 2016, New York	<p>Prepared for, and participated in the General Debate of the 71st Session of the UNGA in New York from 20 to 26 September 2016</p> <p>The theme of the session was "The Sustainable Development Goals: A Universal Push to Transform our World"</p> <p>The focus of the General Debate for UNGA71 was on the implementation of agreements reached during UNGA70</p> <p>South Africa also participated in a High-Level Meeting of the UNGA on Addressing Large Movements of Refugees and Migrants, which adopted the New York Declaration for Refugees and Migrants, expressing the political will of world leaders to save lives, protect rights and share responsibility on a global scale</p> <p>South Africa and France co-hosted the High-Level Commission on Health, Employment and Economic Growth where they presented the commission's report to the UNSG</p>		

Sub-programme: System of Global Governance							
Performance indicator	Actual achievement 2013/14	Actual achievement 2014/15	Actual achievement 2015/16	Planned target 2016/17	Actual achievement 2016/17	Deviation from planned target to actual achievement 2016/17	Comment on deviations
Number of multilateral structures and processes engaged in to strengthen outcomes to meet the needs of South Africa, Africa and developing countries	New target			Summit of the Third UN Conference on Housing and Sustainable Urban Development (Habitat III), October 2016, Quito	<p>Prepared for, and participated in Habitat III in Quito from 17 to 20 October 2016</p> <p>South Africa played a key role in shaping a Common African Position, as well as defending it during negotiations</p> <p>A key outcome was the adoption of the New Urban Agenda, which will be implemented by UN HABITAT</p>		

System of Global Governance							
Performance indicator	Actual achievement 2013/14	Actual achievement 2014/15	Actual achievement 2015/16	Planned target 2016/17	Actual achievement 2016/17	Deviation from planned target to actual achievement 2016/17	Comment on deviations
<p>Number of multilateral structures and processes engaged in to strengthen outcomes to meet the needs of South Africa, Africa and developing countries</p>	<p>Participated in the 52nd Session of the Commission for Social Development (CSOCD) at the UN Headquarters in New York, from 11 to 21 February 2014</p> <p>The priority theme for the 2013 – 2014 review and policy cycle was: "Promoting Empowerment of People in Achieving Poverty Eradication, Social Integration and Full Employment and Decent Work for All". South Africa delivered two statements on the priority theme and on social groups</p>	<p>Participated in the 53rd Session of the UNCSCD in New York, from 4 to 13 February 2015</p> <p>South Africa delivered national statements on the priority theme and on behalf of the Group of 77 (G77) as Chair of the Group</p> <p>South Africa also contributed to resolutions on:</p> <ul style="list-style-type: none"> modalities for the Third Review and Appraisal of the Madrid International Plan of Action on Ageing, 2002 promoting the Rights of Persons with Disabilities and Strengthening the Mainstreaming of Disability in the Post-2015 Development Agenda policies and programmes involving youth social dimensions of the New Partnership for Africa's Development (NEPAD) 	<p>Participated in the 54th Session of CSOCD, at the UN Headquarters in New York during February 2016. During the meeting, South Africa's national priorities and foreign policy positions were promoted through negotiations on the following resolutions:</p> <ul style="list-style-type: none"> Social Dimensions of NEPAD Future Organisation and Methods of Work of the CSOCD Rethinking and Strengthening Social Development in the Contemporary World <p>South Africa also coordinated the NEPAD resolution on behalf of the G77+China (G77)</p>	<p>Session of the United Nations Commission for Social Development (CsocD), February 2017, New York</p>	<p>Prepared for, and participated in the 55th Session of the CsocD in New York from 1 to 10 February 2017</p> <p>The priority theme was: "Strategies for the Eradication of Poverty to Achieve Sustainable Development for All"</p> <p>South Africa's national priorities and foreign policy positions were advanced through negotiations on the following resolutions:</p> <ul style="list-style-type: none"> Social Dimensions of NEPAD Policies and Programmes involving Youth and the World Programme of Action concerning Disabled Persons <p>South Africa coordinated the NEPAD resolution on behalf of the G77 and China (G77). The three resolutions were adopted by consensus and reflected South Africa's and Africa's policy positions and interests</p>		

Sub-programme: System of Global Governance							
Performance indicator	Actual achievement 2013/14	Actual achievement 2014/15	Actual achievement 2015/16	Planned target 2016/17	Actual achievement 2016/17	Deviation from planned target to actual achievement 2016/17	Comment on deviations
Number of multilateral structures and processes engaged in to strengthen outcomes to meet the needs of South Africa, Africa and developing countries	<p>South Africa's positions on disarmament, nuclear security and non-proliferation were advanced during the following engagements:</p> <ul style="list-style-type: none"> Non-Proliferation Treaty (NPT) PrepCom, held in Geneva from 22 April to 2 May 2013 participated in the IAEA Board of Governors (BoG) Session in Vienna from 9 to 13 September the 57th IAEA General Conference from 16 to 20 September the Missile Technology Control Regime (MTCR) Plenary, held in Rome from 14 to 18 October 2013 the Nuclear Security Summit (NSS) from 24 to 25 March 2014 in The Hague 	<p>South Africa's position on nuclear disarmament, nuclear non-proliferation and the peaceful uses of nuclear energy presented and promoted during the IAEA BoG from 15 to 19 September 2014 and the 58th Regular Session of the IAEA General Conference in Vienna from 22 to 26 September 2014, including in the negotiations on the General Conference resolutions</p>	Not reported	IAEA General Conference, September 2016, Vienna	<p>Prepared for, and participated in the 60th Regular Session of the IAEA General Conference in Vienna from 26 to 30 September 2016</p> <p>The General Conference focused on the implementation of previous resolutions with reference to, among others, nuclear applications; nuclear safety and nuclear security</p> <p>South Africa delivered a national statement that, among others, focused attention on the need to remain vigilant of the nuclear security risks inherent in the continued existence of nuclear weapons</p> <p>The delegation negotiated the texts of 16 draft resolutions, which were adopted by consensus</p> <p>South Africa announced a financial pledge to the IAEA's Technical Cooperation Fund for 2017</p> <p>South Africa's Permanent Representative to the IAEA was elected as the Chair of the BoG for the term October 2016 to October 2017</p>		

Sub-programme: System of Global Governance							
Performance indicator	Actual achievement 2013/14	Actual achievement 2014/15	Actual achievement 2015/16	Planned target 2016/17	Actual achievement 2016/17	Deviation from planned target to actual achievement 2016/17	Comment on deviations
Number of multilateral structures and processes engaged in to strengthen outcomes to meet the needs of South Africa, Africa and developing countries	<p>South Africa was re-elected to the council at the 38th Assembly of the International Civil Aviation Organisation (ICAO) in Montreal, 14 September to 4 October 2013</p> <p>South Africa advanced the interests of developing countries on the following issues:</p> <ul style="list-style-type: none"> • environmental protection • emissions trading • night curfews • recommended practices on dealing with air cargo 	Not reported		Assembly of the ICAO, October 2016, Montreal	<p>Prepared for, and participated in the Second ICAO World Aviation Forum and the 39th ICAO Assembly in Montreal from 26 September to 7 October 2016</p> <p>South Africa was re-elected to Part II of the ICAO Assembly</p> <p>South Africa's position along with that of the other 53 African states that are members of the African Civil Aviation Commission were reflected in the Global Market Based Measures (GMBM)</p> <p>The assembly reached consensus on the establishment of the GMBM, which is an historic development in addressing climate change</p>		

Sub-programme: System of Global Governance							
Performance indicator	Actual achievement 2013/14	Actual achievement 2014/15	Actual achievement 2015/16	Planned target 2016/17	Actual achievement 2016/17	Deviation from planned target to actual achievement 2016/17	Comment on deviations
Number of multilateral structures and processes engaged in to strengthen outcomes to meet the needs of South Africa, Africa and developing countries	South Africa's positions advanced at the 58th Session of the UN Commission on the Status of Women (CSW)	Not reported		Session of the CSW, February to March 2017, New York	<p>Prepared for, and participated in the 2017 Session of the CSW in New York from 13 to 24 March 2017</p> <p>South Africa participated in framing the agreed conclusions to be submitted to ECOSOC as recommendations</p>		

Sub-programme: System of Global Governance							
Performance indicator	Actual achievement 2013/14	Actual achievement 2014/15	Actual achievement 2015/16	Planned target 2016/17	Actual achievement 2016/17	Deviation from planned target to actual achievement 2016/17	Comment on deviations
Number of multilateral structures and processes engaged in to strengthen outcomes to meet the needs of South Africa, Africa and developing countries	New target			Biological Weapons Convention (BWC) Review Conference, December 2016, Geneva	<p>Prepared for, and participated in the Eighth Review Conference of the BWC in Geneva from 7 to 25 November 2016</p> <p>South Africa submitted three working papers to the Review Conference on: the procedures to be followed should there be a need to invoke Article VII, the budget of the Implementation Support Unit (ISU) and on the decision-making powers of other organs of the BWC other than the review conferences.</p> <p>South Africa's national statement focused on Article X of the Biological and Toxin Weapons Convention as well as on cooperation and assistance</p>	Meeting was initially scheduled for December and it was moved a month earlier by BWC member states	Meeting was initially scheduled for December and it was moved a month earlier by BWC member states

Sub-programme: System of Global Governance							
Performance indicator	Actual achievement 2013/14	Actual achievement 2014/15	Actual achievement 2015/16	Planned target 2016/17	Actual achievement 2016/17	Deviation from planned target to actual achievement 2016/17	Comment on deviations
Number of multilateral structures and processes engaged in to strengthen outcomes to meet the needs of South Africa, Africa and developing countries	New target			Convention on Certain Conventional Weapons (CCW) General Conference, December 2016	<p>Prepared for, and participated in the Fifth Conference of the CCW Convention in Geneva from 12 to 16 December 2016</p> <p>South Africa's positions and interests were promoted during negotiations on the outcome document</p> <p>South Africa delivered a national statement focusing on emerging issues such as Lethal Autonomous Weapons Systems (LAWS), the use of explosive weapons in populated areas and improvised explosive devices</p> <p>South Africa also joined a statement on LAWS delivered on behalf of nine states</p> <p>As a result of these efforts, the conference decided to establish a Governmental Experts Group on LAWS</p>		

Sub-programme: System of Global Governance							
Performance indicator	Actual achievement 2013/14	Actual achievement 2014/15	Actual achievement 2015/16	Planned target 2016/17	Actual achievement 2016/17	Deviation from planned target to actual achievement 2016/17	Comment on deviations
Number of multilateral structures and processes engaged in to strengthen outcomes to meet the needs of South Africa, Africa and developing countries	Not reported	Prepared for, and participated in the Third Conference of States Parties to the Pelindaba Treaty, held in Addis Ababa from 29 to 30 May 2014	South Africa's positions on nuclear disarmament, nuclear non-proliferation and the peaceful uses of nuclear energy were advanced through national statements and the submission of a national report during the 2015 NPT Conference, held in New York from 27 April to 22 May 2015	COP to the Convention on Biodiversity (CBD), December 2016, Cancun	Prepared for, and participated in the COP to the CBD in Cancun from 2 to 18 December 2016 During the conference, South Africa continued to play a leading role in global environmental matters by successfully advocating that the declaration for the high-level segment includes, among others, sustainable use of biodiversity for the socio-economic benefit of rural communities and progress on resource mobilisation for protecting biodiversity The delegation also played a key role in securing CBD COP14 to be hosted in Africa		

Sub-programme: System of Global Governance							
Performance indicator	Actual achievement 2013/14	Actual achievement 2014/15	Actual achievement 2015/16	Planned target 2016/17	Actual achievement 2016/17	Deviation from planned target to actual achievement 2016/17	Comment on deviations
Number of multistate meetings and processes, influential in the system of global governance, engaged in to advance South Africa's foreign policy objectives	Supported high-level participation in the G20 Leaders' Summit, held in Russia from 5 to 6 September 2013. The leaders adopted an outcome for the summit, which was negotiated by the Sherpas	Participated in the G20 Leaders' Summit in Brisbane from 15 to 16 November 2014 Contributed towards the adoption of a communiqué and the Brisbane Action Plan, which sets out the G20's comprehensive growth strategies. In a precedent-setting move, the summit also adopted a stand-alone statement on Ebola	Participated in the G20 Summit in Antalya, Turkey, from 15 to 16 November 2015, which adopted a leaders communiqué, the Antalya Action Plan and statement on terrorism	Negotiated and influenced the outcomes of one multistate meeting and processes to reflect South Africa's national interests on peace and security, sustainable development (social, economic and environmental), human rights and humanitarian affairs and international law	Prepared for, and participated in the G20 Leaders' Summit in Hangzhou from 4 to 5 September 2016 The theme of the summit was: "Towards An Innovative, Invigorated, Interconnected and Inclusive World Economy", which focused on issues such as: <ul style="list-style-type: none"> strengthening policy coordination breaking a new path for growth more effective global economic and financial governance robust international trade and development inclusive and interconnected development. Key outcomes of the summit for South Africa, Africa and the developing world were: <ul style="list-style-type: none"> the endorsement of the Blueprint on Innovative Growth as a new agenda encompassing policies and measures in and across the areas of innovation, the new industrial revolution and the digital economy the G20 Action Plan on the Implementation of the 2030 Agenda on Sustainable Development the launch of the G20 Initiative on Supporting Industrialisation in Africa and Least Developed Countries (LDCs) 		

Programme 3: INTERNATIONAL COOPERATION

Sub-programme 3.2: Continental Cooperation

Strategic objective: To consolidate the African Agenda

Description: South Africa's pursuit of peace, security, development and socio-economic development is linked with that of the continent. Consequently, Africa is at the centre of South Africa's foreign policy and South Africa will continue to support regional and continental processes as encapsulated in Agenda 2063 to respond to and resolve political and social crises, strengthen regional integration based on the principles of Pan-Africanism, significantly increase intra-African trade, and champion sustainable people-driven development, relying particularly on the potential of women and youth. South Africa will continue to play a leading role in conflict prevention, peacekeeping, peace-building and post-conflict reconstruction. The strengthening of the African Union (AU) and its structures is a strategic priority in deepening the continental integration process. In addition, the role of regional economic communities (RECs) as building blocks in the integration process will be strengthened. South Africa will continue supporting the establishment of a peaceful, integrated and prosperous Africa, driven by its citizens and taking its rightful place in the world by 2063. The African Peer Review Mechanism (APRM) will be utilised to strengthen good governance, democracy and respect for human rights, justice and the rule of law.

CONTINENTAL COOPERATION

A commitment to the ideals of Pan-Africanism remains at the heart of South Africa's foreign policy, which lends particular importance to the AU as the continental body. At the 28th Assembly of the AU, held in January 2017 in Addis Ababa, as well as the other meetings of the AU's various organs and subsidiary bodies, South Africa has strived to effectively promote the AU's shared vision as encapsulated in its Agenda 2063 which, among others, commits the continent to silence the guns by 2020 in order to realise its socio-economic development trajectory.

The aspirational vision reflected in Agenda 2063 and the related texts stand as a remarkable testimony to the phenomenal work done by Dr Nkosazana Dlamini Zuma, whose term of duty at the helm of the AU Commission recently came to an end. As a continent and country, we shall continue to reap the benefit of her resolve and hard work for many decades to come.



South Africa is committed to collaborating with the new leadership of the AU Commission who was elected in January 2017 to continue with our continental journey towards the Africa we aspire by 2063. South Africa sees in Morocco's membership

a potential opportunity to advance the search for a solution to the enduring challenge of ensuring that the right to self-determination of the people of the Saharawi Arab Democratic Republic is respected.

South Africa is also actively engaging in the processes related to the AU report, entitled: "The Imperative to Strengthen Our Union: Report on the Proposed Recommendations for the Institutional Reform of the

African Union", to ensure that the AU continues to adapt to new geopolitical and economic circumstances and effectively deals with the challenges and opportunities that the continent confronts.



Objectives of the Pan-African Parliament

- Implement the policies and objectives of the African Union (AU).
- Cultivate human rights and democracy in Africa.
- Make sure member states adhere to good governance, transparency and accountability.
- Let the peoples of Africa know what the objectives and policies of the AU are so that they might be able to integrate themselves continentally while still working within the framework of the AU.
- Engender peace, security and stability on the continent.
- Promote self-reliance and economic recovery so as to lead to a more prosperous future for the peoples of Africa.
- Engender cooperation and development in Africa.
- Strengthen a sense of solidarity and build common destiny among the peoples of Africa.
- Create cooperation among regional economic communities and their members in Parliament.

www.panafricanparliament.org

In the same spirit of Pan-Africanism and solidarity, South Africa remains committed, as host of the Pan-African Parliament (PAP), to work with other AU member states to ensure that the PAP operates effectively as one of the most important organs of the AU.

The protection and promotion of human rights is one of the key pillars of South Africa's domestic and foreign policy. It is in this vein that South Africa attaches great importance to the work of the African Commission on Peoples' and Human Rights (ACPHR), which is headed by Advocate Pansy Tlakula, who is one of South Africa's best legal minds.

South Africa's approach to peacekeeping resonates strongly with the AU's aspirational goal adopted by the AU Assembly African Heads of State and Government on 25 May 2013 in Addis Ababa of "Silencing the Guns by the Year 2020". An Africa free of war and conflicts and at peace with itself is viewed as an essential requirement for continental efforts towards advancing the achievement of the AU Agenda 2063.

South Africa believes that it is imperative therefore that we accelerate efforts to strengthen and capacitate the AU Peace and Security Architecture. The APSA, established through the AU Constitutive Act and AU Protocol on the establishment of the AU Peace and Security



Council (PSC) has provided a strong normative framework for addressing security challenges on the continent.

As a current member of the AUPSC, South Africa utilises its membership to strengthen the APSA and its structures, in particular the effective operationalisation of the pillars dealing with conflict prevention; crises and conflict management, post-conflict reconstruction and development (PCRD); strategic security issues; and the coordination of partnerships.

The scope of South Africa's participation in peace missions has ranged from involvement in broader diplomatic and political initiatives such as preventive diplomacy, peace-making and peace-building to observer missions, peacekeeping and humanitarian assistance.

The department has been working on the establishment of the civilian component database, and as a result, a workshop was convened, bringing relevant stakeholders together to discuss the practical identification of

civilian personnel, training, retention, database and roster deployment processes with the aim of contributing to peace support operations (PSOs). The workshop called for the harmonisation of regional and continental practices emanating from lessons learned during, among others, Exercises Golfinho, Amani Africa I and II. A database is now being populated with names and capacities.

Furthermore, on 16 July 2016, an Extraordinary Summit of the

Intergovernmental Authority on Development (IGAD) Plus on South Sudan was convened in Kigali on the fringe of the mid-year AU Summit, in which President Jacob Zuma participated.

The Assembly of the AU decided to operationalise the Peace Fund through the provision of US\$350 million in 2017 to be accrued from the 0,02% levy on eligible exports. The AU Special Fund for Prevention and Combating of Terrorism and Violent Extremism was also established.

On 15 October 2016, African heads of state and government adopted the Lomé Charter at the AU Extraordinary Summit on Maritime Security and Safety and Development in Africa in Lomé, Togo. While the development of the Maritime Charter was viewed as a positive development, many delegations recognised that further work was required on other dimensions affecting maritime development.

At the 28th Ordinary Session of the AU Assembly of Heads of State and Government, held in Addis Ababa, in January 2017, the summit received a report from the President of the Republic of the Congo and current Chair of the AU High-Level Committee on Libya, President Denis Sassou Nguesso, on the political and security situation in Libya following the meeting of the High-Level Committee

in Brazzaville on 27 January 2017. The summit accepted the progress made by the AU High-Level Committee on Libya to resolve the impasse and to create a fully operational Government of National Accord. South Africa participated in the work of this High-Level Committee.

South Africa continued to support ongoing efforts aimed at finding a peaceful and lasting resolution to conflicts in Africa, with the South African Government involved in various mediation and peacekeeping missions on the continent.



Programme 3.2 Strategic objectives

Programme name: International Cooperation					
Strategic objectives	Actual achievement 2015/16	Planned target 2016/17	Actual achievement 2016/17	Deviation from planned target to actual achievement for 2016/17	Comment on deviations
To consolidate the African Agenda	South Africa's positions advanced at AU summits and at the AUPSC	80% of outcomes of identified meetings reflecting South Africa's national interest	80% of outcomes of identified and reported meetings reflecting South Africa's national interest		

Programme 3.2 Performance indicators

Sub-programme: Continental Cooperation							
Performance indicator	Actual achievement 2013/14	Actual achievement 2014/15	Actual achievement 2015/16	Planned target 2016/17	Actual achievement 2016/17	Deviation from planned target to actual achievement 2016/17	Comment on deviations
<p>Number of AU structures and processes used to promote peace and stability, socio-economic development as well as good governance and democracy on the continent</p>	<p>Participated in the following meetings to promote peace and stability, socio-economic development as well as good governance and democracy on the continent:</p> <ul style="list-style-type: none"> the 21st Ordinary Session of the Assembly of African Heads of State and Government the AU Summit week the extraordinary meeting of the AU High-Level Committee on the Common African Position on the Post-2015 Development Agenda the Executive Council Meeting the Executive Council Meeting, including the AU Foreign Ministers' Retreat <p>Participated and advanced South Africa's positions in the AU 50th anniversary celebrations</p>	<p>South Africa's positions on the promotion of peace and stability, socio-economic development as well as good governance and democracy on the continent were advanced during the: 23rd Ordinary Session of the Assembly of African Heads of State and Government in Malabo, from 20 to 27 June 2014, through contribution to the declaration of 2014 as the "Year of Agriculture and Food Security"</p> <p>Also convened three consultative sessions as part of the national consultation on Agenda 2063 in response to an AU decision</p>	<p>South Africa's positions on the promotion of peace and stability, socio-economic development as well as good governance and democracy on the continent were advanced during the:</p> <ul style="list-style-type: none"> 25th AU Ordinary Session of Heads of State and Government in Johannesburg on 14 and 15 June 2015, which was preceded by summit-related meetings from 7 to 13 June 	<p>Two meetings of AU structures used to promote peace and stability, socio-economic development as well as good governance and democracy on the continent</p>	<p>Prepared for, and participated in the following meetings:</p> <ul style="list-style-type: none"> Assembly of the 27th Ordinary Session of the AU in Kigali from 17 to 18 July 2016 <p>The session promoted peace and stability, socio-economic development, good governance and democracy:</p> <ul style="list-style-type: none"> the election of the AU Commission Chair was postponed to January 2017 a declaration on the theme of the summit was adopted on financing the AU, it was decided to ensure that the AU is fully financed; a 0,02% tax levy on eligible imported goods was adopted as an alternative source of income for the AU on the state of peace and security, a dialogue on Libya was called for and concern expressed regarding the situation in Burundi and the spread of terrorism in Africa 		

Programme/Sub-programme: International Cooperation							
Performance indicator	Actual achievement 2013/14	Actual achievement 2014/15	Actual achievement 2015/16	Planned target 2016/17	Actual achievement 2016/17	Deviation from planned target to actual achievement 2016/17	Comment on deviations
Number of AU structures and processes used to promote peace and stability, socio-economic development as well as good governance and democracy on the continent	Four meetings of AU structures AU 50th anniversary celebrations	South Africa's positions on the promotion of peace and stability, socio-economic development as well as good governance and democracy on the continent were advanced during the: <ul style="list-style-type: none"> 24th Ordinary Session of the Assembly of African Heads of State and through contributing to the debate on the theme of "Year of Women's Empowerment and Development towards Africa's Agenda 2063" 	South Africa's positions on the promotion of peace and stability, socio-economic development as well as good governance and democracy on the continent were advanced during the: <ul style="list-style-type: none"> 26th Session of AU Assembly in Addis Ababa during January 2016, where South Africa was re-elected to serve on the AUPSC for a two-year term 	Two meetings of AU structures used to promote peace and stability, socio-economic development as well as good governance and democracy on the continent	28th Ordinary Session of the Assembly of the AU, held in Addis Ababa from 30 to 31 January 2017 The major outcomes of the summit were: <ul style="list-style-type: none"> Mr Moussa Faki Mahamat of Chad was appointed per consensus as the new Chair of the AU Commission the readmission of Morocco as a member of the AU Key decisions were also taken on the Continental Free Trade Area and institutional reforms of the AU		

Sub-programme: Continental Cooperation							
Performance indicator	Actual achievement 2013/14	Actual achievement 2014/15	Actual achievement 2015/16	Planned target 2016/17	Actual achievement 2016/17	Deviation from planned target to actual achievement 2016/17	Comment on deviations
Number of AU structures and processes on peace and security supported to advance peace and security in Africa	Three AU structures and processes on peace and security supported with substance and logistics to advance peace and security in Africa	Promoted peace and security in Africa during the: <ul style="list-style-type: none"> AUPSC Summit in Malabo, from 20 to 26 June 2014 AUPSC Ministerial Meeting on Libya that was held in New York on 23 September 2014, by supporting the establishment of an International Contact Group for Libya AUPSC Ministerial in Addis Ababa on 29 January 2015 AUPSC Summit Meeting in Addis Ababa on 29 January 2015 	Promoted peace and security in Africa during the: <ul style="list-style-type: none"> AUPSC Ministerial and the Heads of State meetings on 13 June 2015 AUPSC for the month of July 2015 PSC 571st Meeting at the Level of Heads of State and Government (Summit) in Addis Ababa during January 2016 	Two AU structures and processes on peace and security supported to advance peace and security in Africa	Not achieved Prepared for, and participated in the 611th AUPSC Session, held in Kigali on 11 July 2016 The session issued a communiqué on the situation in South Sudan, condemned the ceasefire violations and called for an urgent ceasefire, while emphasising the urgent need for the reinforcement of the United Nations Mission in South Sudan (UNMISS) The PSC further condemned attacks on the UN and African embassies and urged the Transitional Government to create conditions conducive to the delivery of humanitarian assistance. It further directed both sides to implement the Agreement on the Resolution of the Conflict in South Sudan (ARCSS)	AUPSC Session not held	The AUPSC only met at officials' level to discuss the state of peace and security on the continent. The report of this meeting was adopted by the AU Heads of State and Government during the 28th Session of the Summit's Assembly on 30 January 2017

Sub-programme: Continental Cooperation							
Performance indicator	Actual achievement 2013/14	Actual achievement 2014/15	Actual achievement 2015/16	Planned target 2016/17	Actual achievement 2016/17	Deviation from planned target to actual achievement 2016/17	Comment on deviations
Number of PAP sessions supported in compliance with the PAP Host Country Agreement	Two PAP sessions per annum	Provided logistical support for a PAP Session, held in Midrand from 13 to 14 October 2014, and also supported the new South African parliamentarians appointed to the PAP	Provided logistical support for two PAP sessions, held in Midrand during May and October 2015, which included the review of the Host Country Agreement and its obligations through current consultations with the PAP Secretariat and the AU Commission	Provide logistical support for two PAP sessions	Supported the following two meetings: <ul style="list-style-type: none"> The May 2016 Session of the PAP. Logistical support was provided to the PAP, including the visit to the PAP by the Deputy President of Sierra Leone An extraordinary PAP Session in Midrand during March 2017 where the new Clerk and Deputy Clerk were appointed 		

Sub-programme: Continental Cooperation							
Performance indicator	Actual achievement 2013/14	Actual achievement 2014/15	Actual achievement 2015/16	Planned target 2016/17	Actual achievement 2016/17	Deviation from planned target to actual achievement 2016/17	Comment on deviations
Number of APRM summits' focal point meetings and processes supported with substance and logistics to enhance good governance on the continent		<p>Prepared for and participated in the APRM Forum (Summit) on the margins of the AU Summit in Malabo, 25 June 2014, where the interim CEO of the APRM Secretariat was appointed</p> <p>Chaired the 22nd APRM Summit (Forum) in Addis Ababa on 29 January 2015 during which Côte d'Ivoire acceded to APRM as a member which can be voluntarily assessed</p>	<p>Hosted the 23rd Summit of the African Peer Review Forum of Heads of State and Government on 15 June 2015, where the heads of state considered two peer review progress reports received from Mali and Uganda</p> <p>South Africa also participated in the APRM Summit in Addis Ababa in January 2016</p>	Prepare for participation in two APRM summits	<p>Prepared for, and participated in the following meetings:</p> <ul style="list-style-type: none"> 25th Summit of Heads of State and Government of the APR Forum, held in Nairobi on 26 August 2016. <p>The meeting:</p> <ul style="list-style-type: none"> decided that APRM member states' annual contributions be increased to USD200 000 decided that APRM member states should pay their arrears in full within three years agreed to declare 2018 "The Year of Universal Accession to the APRM" <p>26th Summit of the Heads of State and Government of the APRM, held in Addis Ababa from 24 to 28 January 2017</p> <p>Key outcomes included:</p> <ul style="list-style-type: none"> four country review reports were tabled (Djibouti, Chad, Senegal and Kenya) the Republic of Namibia acceded to the APRM while the Republic of Guinea and the Comoros indicated their intention to join the mechanism 		

Sub-programme: Continental Cooperation							
Performance indicator	Actual achievement 2013/14	Actual achievement 2014/15	Actual achievement 2015/16	Planned target 2016/17	Actual achievement 2016/17	Deviation from planned target to actual achievement 2016/17	Comment on deviations
Number of African Commission on Human and People's Rights (ACHPR) sessions supported with substance and logistics	New target		Prepared for, and participated in the: <ul style="list-style-type: none"> 56th Ordinary Session of the ACHPR in Banjul, from 21 April to 7 May 2015 ACHPR Session, held in Banjul from 4 to 18 November 2015 	Two ordinary ACHPR sessions	Not achieved Prepared for, and participated in the 59th Session of the ACHPR, held in Banjul from 21 October to 4 November 2016 South Africa delivered a statement during the session in which it highlighted the significant progress which the country had made in the protection and promotion of civil and political rights as well as economic and social rights since the first democratic elections in South Africa in 1994	One ACHPR Session not attended	The second Session was open for the commissioners only

Sub-programme: Continental Cooperation							
Performance indicator	Actual achievement 2013/14	Actual achievement 2014/15	Actual achievement 2015/16	Planned target 2016/17	Actual achievement 2016/17	Deviation from planned target to actual achievement 2016/17	Comment on deviations
Number of NEPAD summits and processes supported with substance and logistics to enhance socio-economic development on the continent	Participated and advanced South Africa's positions at the following NEPAD meetings: <ul style="list-style-type: none"> 29th NEPAD Heads of State and Government Orientation Committee (HSGOC) in Addis Ababa, 25 May 2013 NEPAD Steering Committee (NSC) meeting in Addis Ababa, 23 May 2013 Technical Experts meeting that took place in Lusaka from 1 to 2 October 2013 NEPAD HSGOC in Addis Ababa, Ethiopia, 29 January 2014 	Prepared for, and participated in the: <ul style="list-style-type: none"> NSC Meeting and the HSGOC meetings in Addis Ababa on 22 and 25 June 2014, respectively NEPAD HSGOC Summit in Addis Ababa, 29 January 2015 	Prepared for, and participated in the: <ul style="list-style-type: none"> 33rd NEPAD HSGOC meeting, held in Johannesburg, on 13 June 2015 NEPAD HSGOC Summit in Addis Ababa during January 2016 	Provide substance support to two NEPAD Heads of State and Government summits	Not achieved Prepared for, and participated in the 35th NEPAD HSGOC, held in Kigali on 16 July 2016 South Africa briefed the meeting on the implementation of Forum on China-Africa Cooperation decisions taken at its December 2015 Summit in Johannesburg	One NEPAD Summit not held	55th Meeting of the NEPAD Steering Committee (SC) was informed by the AU Commission that the NEPAD HSGOC Summit was cancelled

PROGRAMME 3: INTERNATIONAL COOPERATION

Sub-programme 3.3: South-South Cooperation

Strategic objective: To strengthen South-South relations by utilising membership and engagements with groupings of the South to advance South Africa's foreign policy objectives

Description: Strong cooperation among countries and groupings of the South and the development of common positions on political, economic, social and human rights issues are essential for an effective response in addressing the historic marginalisation of countries in the South. In addition, to harness emerging collective political and economic influence of countries of the South in pursuit of the Development Agenda.

SOUTH-SOUTH COOPERATION

BRAZIL, RUSSIA, INDIA, CHINA AND SOUTH AFRICA (BRICS)

President Jacob Zuma attended the Eighth BRICS Summit in Goa, India, from 15 to 16 October 2016, hosted under the theme: "Building Responsive, Inclusive and Collective Solutions". The BRICS leaders discussed bilateral, regional and multilateral issues of mutual concern aimed at achieving development, economic growth and prosperity, as well as peace and security.

Under the theme of the summit, interactive roundtable discussions were held, on among others, intra-BRICS cooperation; global issues such as international conflict and the fight against terrorism; and reform of the global system of governance, notably the democratisation of the United Nations (UN) and the Bretton Woods Institutions.

In Goa, the BRICS leaders further underscored the significance of the 2030 Agenda for Sustainable Development and its sustainable



development goals as well as the Addis Ababa Action Agenda at the Third International Conference on Financing for Development.

The BRICS Chair for 2016, Prime Minister Narendra Modi, proposed a target to double intra-BRICS trade from the current US\$250 billion to US\$500 billion by 2020. The Memorandum of Understanding (MoU) on Customs Cooperation, which was concluded at the summit was seen as an important milestone in this direction. The BRICS leaders also noted the importance of ensuring the implementation of the Strategy for BRICS Economic Partnership and the implementation of its Action Plan together with the

Roadmap of projects. In this regard, the South African Chapter of the BRICS Business Council developed a publication containing priority projects. The first-ever BRICS Trade Fair was also held in New Delhi and the South African pavilion attracted many visitors.

Apart from the Regulation on Customs Cooperation, two other MoUs, namely the MoU among BRICS Diplomatic Academies and the MoU on the BRICS Agriculture Research Centre were also concluded in Goa. The latter MoU specifically testifies to the manner in which the institution-building programme of BRICS continues to impact on the critical needs of its members.

Further outcomes emanating from the Goa Summit were the proposals for the creation of a BRICS Credit Rating Agency, a BRICS Railway Research Network, an Agriculture Research Platform and a BRICS Sports Council.



President Zuma also attended the BRICS Leaders Meeting on the margins of the G20 Summit in Hangzhou, China, on 4 September 2016. During this meeting, the leaders recognised the economic growth challenges faced by the BRICS member countries and noted that the economic growth prospects and momentum of BRICS countries would continue to be a critical engine for global economic growth. The BRICS leaders also emphasised the significance of macro-economic policy coordination among the G20 members as a means of avoiding negative spill-overs and achieving strong, sustainable and balanced growth. In recognition of the importance of innovation as a key driver for mid- and long-term growth and sustainable development, the BRICS leaders welcomed the G20 Blueprint on Innovative Growth.

The good pace of implementation and expansion of the BRICS cooperation agenda was noted and

the leaders exchanged views on further strengthening intra-BRICS trade, business, commercial, tourism and travel ties.

The BRICS leaders recognised progress in the functioning of the New Development Bank (NDB) and expressed their satisfaction with the approval of the first set of loans to member countries in renewable and green energy sectors, as well as the successful issuance of the bank's first bond, a green bond denominated in RMB. The NDB's potential in bridging the gap in financing infrastructure projects was also highlighted.

The BRICS leaders reiterated their wholehearted commitment to the fight against terrorism in all its forms and manifestations, with the United Nation (UN) playing a central role, and noted the importance of international cooperation in countering this threat. In this regard, the BRICS leaders recommitted to strengthening cooperation between the BRICS and other countries.

INDIAN OCEAN RIM ASSOCIATION (IORA)

South Africa continued to serve as Vice Chair of the IORA and prepare for its Chairship from 2017 to 2019.

The Second IORA Economic and Business Conference took place in Dubai, United Arab Emirates, from 12 to 13 April 2016. The then Deputy Minister of Trade and Industry, Mr Mzwandile Masina, chaired a High-Level Panel on Innovation and the



Ministerial Retreat; and Investment SA received a third place for the best Investment Agency in IORA.

Deputy Minister Nomaindiya Mfeketo represented Minister Maite Nkoana-Mashabane at the 16th Council of Ministers meeting on 27 October 2016. The meeting reflected on preparations for the first IORA Leaders' Summit in March 2017, and South Africa used the opportunity to brief the meeting on its preparations and priorities for South Africa's chairship of IORA.

South Africa also formally announced its intended candidature for the position of Secretary-General of IORA.

President Zuma attended the first IORA Leaders' Summit to commemorate the 20th anniversary of IORA in Jakarta, Indonesia, on 7 March 2017. The summit was historic and elevated the profile and the status of IORA globally through the adoption and signing of the Jakarta Concord. The concord charts the way forward for the association into the next decade of its existence, particularly during South Africa's Chairship. President Zuma also addressed the first IORA Business Summit in Jakarta, Indonesia, on 6 March 2017, which highlighted the tremendous potential of the association in unlocking the vast opportunities of the oceans for sustainable growth and development

in the Rim, particularly through enhanced trade and investment. The Council of Ministers adopted a Plan of Action for the concord's implementation.

INDIA, BRAZIL, SOUTH AFRICA (IBSA) DIALOGUE PARTNERSHIP

South Africa continued to consolidate its relations with countries of the South through its trilateral partnership with India and Brazil, with continued focus on reducing poverty in least developed countries through the IBSA Fund for Poverty Alleviation. To date, the IBSA Fund has approved the disbursement of almost US\$30 million to developing countries in the Global

South. South Africa continued to work with the IBSA Fund to evaluate and put forward proposals. During 2016, South Africa championed an agricultural development project in the Comoros, as well as the development of energy-efficient and economic rocket stoves for women in communities in Fiji.

OPERATION PHAKISA

Operation Phakisa: Ocean Economy remained one of the flagship economic diplomacy programmes for the Department of International Relations and Cooperation and South Africa's diplomatic missions abroad. Activities focused on:

- advocating for the programme's objectives and goals
- sourcing partnerships with host governments, the private sector and civil society abroad
- encouraging foreign direct investment
- seeking new export markets for South Africa's beneficiated products
- sourcing skills and capacity-building programmes (SA International Maritime Institute and Department of Higher Education and Training)
- Linking Operation Phakisa: Ocean Economy to the IORA priorities and objectives.



Programme 3.3 Strategic objective

Programme name: South-South Cooperation					
Strategic objectives	Actual achievement 2015/16	Planned target 2016/17	Actual achievement 2016/17	Deviation from planned target to actual achievement for 2016/17	Comment on deviations
South-South relations strengthened and consolidated	<p>Targeted resolutions and decisions of the reported engagements with the groupings of the South reflected South Africa's positions</p> <p>Various interministerial as well as interdepartmental meetings to facilitate the operationalisation of the NDB Africa Regional Centre in South Africa</p> <p>Various interdepartmental engagements towards the completion of the Review of SA BRICS Strategy and the Strategy for BRICS Economic Partnership</p>	<p>80% of outcome documents of identified summits and high-level meetings, targeted resolutions and decisions articulating South Africa's positions</p> <p>Two strategies for South Africa's engagements for identified formations and groupings of the South developed and implemented</p>	<p>80% of the outcome documents of identified and reported summits and high-level meetings, targeted resolutions and decisions articulating South Africa's positions</p> <p>Two strategies for South Africa's engagements for identified formation and groupings of the South developed and implemented:</p> <ul style="list-style-type: none"> 1 X BRICS Strategy – Review of South Africa's BRICS Strategy "Engaging BRICS: A Political-Economic Strategy" Strategy for BRICS Economic Partnership 		

Programme 3.1 Performance indicators

Sub-programme: South-South Cooperation							
Performance indicator	Actual achievement 2013/14	Actual achievement 2014/15	Actual achievement 2015/16	Planned target 2016/17	Actual achievement 2016/17	Deviation from planned target to actual achievement 2016/17	Comment on deviations
Number of high-level meetings of organisations of the South engaged in to contribute to and advance common positions of the South, aligned to South Africa's foreign policy positions	<p>South Africa's policy position on Post-2015 Development Agenda, financing of the millennium development goals (MDGs), reform and revitalisation of the UN as well as the Middle East Peace Process delivered in a statement at the Non-Aligned Movement (NAM) Ministerial Meeting, held in New York on 27 September</p>	<p>Prepared and participated in the NAM Ministerial Conference in Algiers, held from 26 to 29 May 2014. The South African National Statement that was delivered during the General Debate on 29 May 2014 focused on a number of issues, including: solidarity to NAM; reform of the UN; achievement of the MDGs; and the Post-2015 Development Agenda</p>	Not achieved	<p>Influenced the outcome of 15 meetings and processes of organisations of the South to reflect South Africa's national positions:</p> <p>NAM Coordinating Bureau (CoB) Ministerial Meeting, April 2016</p>	<p>Not achieved</p> <p>Influenced the outcome of 10 meetings and processes of organisations of the South to reflect South Africa's national positions</p>	<p>NAM CoB Ministerial Meeting not held</p>	<p>Iran in its capacity as Chair of NAM rescheduled the CoB Ministerial Meeting, which was subsequently cancelled</p>

Sub-programme: South-South Cooperation							
Performance indicator	Actual achievement 2013/14	Actual achievement 2014/15	Actual achievement 2015/16	Planned target 2016/17	Actual achievement 2016/17	Deviation from planned target to actual achievement 2016/17	Comment on deviations
Number of high-level meetings of organisations of the South engaged in to contribute to and advance common positions of the South, aligned to South Africa's foreign policy positions	South Africa's policy position on the Post-2015 Development Agenda, financing of the MDGs, reform and revitalisation of the UN as well as the Middle East Peace Process delivered in a statement at the NAM Ministerial Meeting, held in New York on 27 September	Prepared for, and participated in the NAM Ministerial Conference in Algiers, held from 26 to 29 May 2014. The South African National Statement that was delivered during the General Debate on 29 May 2014 focused on a number of issues, including: solidarity to NAM; reform of the UN; achievement of the MDGs and the Post-2015 Development Agenda	Not achieved	XVII NAM Summit, July 2016	Prepared for, and participated in the XVII NAM Summit in Margarita Island from 17 to 18 September 2016 South Africa delivered statements during the Ministerial Segment on 16 September 2016, highlighting the challenges addressed by the movement, i.e.; <ul style="list-style-type: none"> the long-standing need for the reform of the UN the right to self-determination, particularly the plight of the Palestinian people the cause of the self-determination for the people of the Saharawi Arab Democratic Republic the threat of terrorism 	The summit was originally scheduled for July 2016	The summit was originally scheduled for July 2016. Venezuela hosted the Summit in September 2016

Sub-programme: South-South Cooperation							
Performance indicator	Actual achievement 2013/14	Actual achievement 2014/15	Actual achievement 2015/16	Planned target 2016/17	Actual achievement 2016/17	Deviation from planned target to actual achievement 2016/17	Comment on deviations
Number of high-level meetings of organisations of the South engaged in to contribute to and advance common positions of the South, aligned to South Africa's foreign policy positions	South Africa's policy position on the Post-2015 Development Agenda, financing of the MDGs, reform and revitalisation of the UN as well as the Middle East Peace Process delivered in a statement at the NAM Ministerial Meeting, held in New York on 27 September	Prepared and participated in the NAM Ministerial Conference in Algiers, held from 26 to 29 May 2014. The South African National Statement that was delivered during the General Debate on 29 May 2014 focused on a number of issues, including: solidarity to NAM, reform of the UN, achievement of the MDGs; and the Post-2015 Development Agenda	Not achieved	NAM Ministerial Meeting and Ministerial Meeting on Palestine Meeting, September 2016	Prepared for, and participated in the NAM Ministerial Meeting in Margarita Island from 15 to 16 September 2016 South Africa in its capacity as Chair of the NAM Committee on Palestine reiterated its support for the two-state solution		

Programme/Sub-programme: South-South Cooperation							
Performance indicator	Actual achievement 2013/14	Actual achievement 2014/15	Actual achievement 2015/16	Planned target 2016/17	Actual achievement 2016/17	Deviation from planned target to actual achievement 2016/17	Comment on deviations
Number of high-level meetings of organisations of the South engaged in to contribute to and advance common positions of the South, aligned to South Africa's foreign policy positions	Not reported			Africa-South America Summit, August 2016	Not achieved	The Africa-South America Summit not held	The Africa-South America Summit was postponed by the host. New proposed date awaited

Sub-programme: South-South Cooperation							
Performance indicator	Actual achievement 2013/14	Actual achievement 2014/15	Actual achievement 2015/16	Planned target 2016/17	Actual achievement 2016/17	Deviation from planned target to actual achievement 2016/17	Comment on deviations
Number of high-level meetings of organisations of the South engaged in to contribute to and advance common positions of the South, aligned to South Africa's foreign policy positions	South Africa's positions advanced in the 37th Annual Ministerial Meeting of the G77 and China, which was held in New York on 27 September 2013 and reflected in the Ministerial Declaration, which was adopted	Participated in the negotiations on the outcome of the Ministerial Meeting in New York on 26 September 2014. South Africa's proposal was included in the Ministerial Declaration on the special development needs of Africa and development challenges of people living under foreign occupation. South Africa was elected as G77 Chair for 2015	South Africa convened the Ministerial Meeting of the Group of 77 and China, which was held in New York on 24 September 2015 South Africa prepared for, and negotiated a draft Ministerial Declaration among members of the group, which was adopted at the Ministerial Meeting The declaration outlines the positions of the group on key issues affecting countries of the South	G77 Meeting of Foreign Affairs Ministers, September 2016	Prepared for, and participated in the G77 Meeting of Foreign Affairs Ministers on the margins of UNGA71 in New York on 23 September 2016 The meeting focused on the implementation of the key development outcomes previously adopted South Africa in its statement highlighted that the group was at the forefront of the historic multilateral outcomes adopted (such as the 2030 Agenda and the Paris Climate Change Agreement), which will guide global economic, social and environmental development		

Sub-programme: South-South Cooperation							
Performance indicator	Actual achievement 2013/14	Actual achievement 2014/15	Actual achievement 2015/16	Planned target 2016/17	Actual achievement 2016/17	Deviation from planned target to actual achievement 2016/17	Comment on deviations
Number of high-level meetings of organisations of the South engaged in to contribute to and advance common positions of the South, aligned to South Africa's foreign policy positions	<p>South African positions and the Agenda of the South were advanced at the Fourth Forum on China-Africa Cooperation (FOCAC)</p> <p>Political Consultations in New York, held on 23 September. The meeting reaffirmed the importance of development cooperation under FOCAC and considered implementation modalities under the Beijing Action Plan</p>	<p>Hosted and participated in the 10th Senior Officials Meeting (SOM) of FOCAC in Pretoria, from 9 to 10 December 2014</p> <p>The meeting reviewed implementation of the outcomes of the Fifth FOCAC Ministerial Meeting as well as the Co-chairs Programme for the Sixth Ministerial Meeting, hosted in South Africa during December 2015</p>	<p>Hosted the Johannesburg Summit and the Sixth Ministerial Meeting of the FOCAC from 2 to 5 December 2015 in Tshwane and Johannesburg</p> <p>South Africa co-chaired the summit, which adopted the Johannesburg Declaration and Johannesburg Plan of Action (2016 – 2018). The outcomes of the summit included 10 new measures announced by China supporting Africa's development and integration as well as upgrading the partnership to a new strategic level</p>	FOCAC Foreign Ministers Meeting, September 2016	<p>Prepared for, and participated in the FOCAC Foreign Ministers' Meeting in Beijing on 29 July 2016</p> <p>The meeting assessed the post-summit progress made in bilateral and multilateral cooperation to:</p> <ul style="list-style-type: none"> implement the summit outcomes under the FOCAC framework expedite the implementation of the follow-up actions of the Johannesburg Summit of FOCAC, held on 4 and 5 December 2015 provide a new impetus for the implementation of the China-Africa Cooperation Johannesburg Action Plan (2016 – 2018) 	The meeting was initially scheduled for September	The FOCAC Foreign Ministers' Meeting that would have taken place on the margins of UNGA in September in New York was brought forward to take place in Beijing on 29 July 2016

Sub-programme: South-South Cooperation							
Performance indicator	Actual achievement 2013/14	Actual achievement 2014/15	Actual achievement 2015/16	Planned target 2016/17	Actual achievement 2016/17	Deviation from planned target to actual achievement 2016/17	Comment on deviations
Number of high-level meetings of organisations of the South engaged in to contribute to and advance common positions of the South, aligned to South Africa's foreign policy positions	Not reported			Africa-Arab Summit	<p>South Africa participated in the Fourth Africa-Arab Summit under the theme "Together for Sustainable Development and Economic Cooperation" in Malabo from 18 to 23 November 2016</p> <p>During the summit, South Africa played a constructive role in bridging the gap between African and Arab states on the participation of the Saharawi Arab Democratic Republic and Morocco</p> <p>The summit endorsed the Malabo Declaration as well as 10 resolutions, including one on Palestine</p>		

Sub-programme: South-South Cooperation							
Performance indicator	Actual achievement 2013/14	Actual achievement 2014/15	Actual achievement 2015/16	Planned target 2016/17	Actual achievement 2016/17	Deviation from planned target to actual achievement 2016/17	Comment on deviations
Number of high-level meetings of organisations of the South engaged in to contribute to and advance common positions of the South, aligned to South Africa's foreign policy positions	South African positions and the Agenda of the South were advanced through the following engagements of the Indian Ocean Rim Initiative and Indian Ocean Rim Association for Regional Cooperation (IOR-ARC):	Participated in the 14th COM Meeting in Perth from 6 to 9 October 2014	Prepared for, and participated in the following meetings:	IORA SOM	Prepared for, and participated in the Sixth Bi-annual Meeting of the IORA Committee of Senior Officials (CSO) in Yogyakarta from 22 to 23 May 2016		
	<ul style="list-style-type: none"> the 13th Council of Ministers (COM) Meeting was hosted by Australia from 30 October to 1 November 2013. 	Outcomes included, among others:	<ul style="list-style-type: none"> Fifth Bi-annual Meeting of the IORA SOM Committee, held in Mauritius, from 28 to 29 May 2015 15th IORA Council of Ministers Meeting, held in Padang on 23 October 2015 		South Africa served as the Vice Chair of the CSO to oversee the commitments of IORA member states in support of IORA projects and initiatives		
	South Africa's intention to chair IORA was announced	<ul style="list-style-type: none"> endorsement of South Africa as Vice-Chair of IORA from 2015 to 2017 and Chair from 2017 to 2019 approved the development of a Blue Economy Core Group and was granted an amount of US\$55 000 from the IORA Special Fund 	Indonesia assumed the position of Chair and South Africa became Vice-Chair for the period 2015 to 2017	IORA SOM	Prepared for, and participated in the 18th Meeting of the IORA CSO in Bali from 25 to 26 October		
	South Africa will be Vice Chair from 2015 to 2017 and Chair from 2017 to 2019 (As approved in the Cabinet Memorandum of October 2013)				The meeting reviewed the work programme and budget of IORA		
				IORA COM	The 16th COM in Bali from 22 to 27 October 2016		
					South Africa briefed the meeting on the preparations for and priorities to be pursued during its upcoming Chairship		
					Prepared for, and participated in the first-ever IORA Leaders' Summit in Jakarta on 7 March 2017	One additional meeting: IORA Leaders Summit held	The Chair, Indonesia, convened a special commemorative summit
					The IORA Action Plan was welcomed and member states recommitted to the objectives of IORA, which include, among others:		
					<ul style="list-style-type: none"> maritime safety and security sustainable and responsible fisheries management 		

Sub-programme: South-South Cooperation							
Performance indicator	Actual achievement 2013/14	Actual achievement 2014/15	Actual achievement 2015/16	Planned target 2016/17	Actual achievement 2016/17	Deviation from planned target to actual achievement 2016/17	Comment on deviations
Number of high-level meetings of organisations of the South engaged in to contribute to and advance common positions of the South, aligned to South Africa's foreign policy positions	<p>South African positions and the Agenda of the South were advanced through the following IBSA engagements/initiatives:</p> <ul style="list-style-type: none"> 22nd IBSA Focal Point Meeting, held in New York on 24 September 2013, resulting in a focal points report being submitted Ministerial Meeting was held in New York on 25 September 2013 <p>Final IBSA Ministerial Joint Communiqué was adopted at the end of the Ministerial Meeting</p>	Participated in the IBSA Ministerial Meeting on the margins of UNGA69 in New York on 25 September 2014	Not achieved	IBSA Trilateral Ministerial Commission (ITMC)	Not achieved	IBSA Ministerial (ITMC) not held	Meeting postponed Diplomatic engagement to determine a suitable date
		Participated in the 23rd IBSA Focal Point Meeting in New York on 24 September 2014	Prepared for and participated in the IBSA Focal Point Meeting, held in New York on 25 September 2015	IBSA Ministerial on UNGA margins	Not achieved	IBSA Ministerial on UNGA margins not held	Due to scheduling difficulties, the next IBSA Ministerial on UNGA will only take place in 2017
		Not reported	Not achieved	IBSA Summit	Not achieved	IBSA Summit not held	India as the host of the summit proposed 2017

Sub-programme: South-South Cooperation							
Performance indicator	Actual achievement 2013/14	Actual achievement 2014/15	Actual achievement 2015/16	Planned target 2016/17	Actual achievement 2016/17	Deviation from planned target to actual achievement 2016/17	Comment on deviations
Number of high-level meetings of organisations of the South engaged in to contribute to and advance common positions of the South, aligned to South Africa's foreign policy positions	97th Session of the African, Caribbean and Pacific Group of States (ACP) Council of Ministers in Brussels, from 3 to 5 June 2013	<p>Participated in the 99th ACP Council of Ministers Meeting/39th Joint ACP-European Union (EU) Council of Ministers in Nairobi from 16 to 20 June 2014, which noted the need to reconfigure the ACP post-2020 and adopted the Mpeketoni Declaration</p> <ul style="list-style-type: none"> 100th Session of the ACP Council of Ministers, held in Brussels from 9 to 12 December 2014. The meeting focused on positioning the ACP as a credible and effective player in the global arena in the run-up to the expiry of the Cotonou Partnership Agreement (CPA) in 2020 	<p>Prepared for, and participated in the following meetings:</p> <ul style="list-style-type: none"> 101st ACP Council of Ministers, held in Brussels from 25 to 29 May 2015, and the ACP Council of Ministers, held in Brussels from 23 to 25 November 2015 	ACP Summit	<p>Prepared for, and participated in the Eighth ACP Summit in Papua from 31 May to 1 June 2016</p> <p>South Africa successfully lobbied for the deferral of the adoption of the Eminent Persons Group's Report on the future of ACP post-2020</p>		
				ACP Ministerial 103rd Council of Ministers' Meeting	<p>Prepared for, and participated in the 103rd ACP Council of Ministers, held in Dakar from 25 to 27 April 2016</p> <p>Southern African Ambassadors Group concurred with South Africa's position on ACP post-2020 communicated to ACP member states</p>		

Sub-programme: South-South Cooperation							
Performance indicator	Actual achievement 2013/14	Actual achievement 2014/15	Actual achievement 2015/16	Planned target 2016/17	Actual achievement 2016/17	Deviation from planned target to actual achievement 2016/17	Comment on deviations
Number of BRICS structures and processes engaged in to advance the Development Agenda in line with South Africa's international relations policy objectives	Not achieved	Participated in the Sixth BRICS Summit in Fortaleza and Brasilia, held from 15 to 16 July 2014	South Africa participated in the Seventh BRICS Summit, held in Ufa from 8 to 9 July 2015. The summit adopted the BRICS Ufa Declaration; Ufa Action Plan; Strategy for BRICS Economic Partnership; and the first financial institutions of BRICS were launched i.e. NDB and Contingent Reserve Arrangement (CRA)	Four BRICS structures engaged in Eighth BRICS Summit	Prepared for, and participated in the following meetings: Eighth BRICS Summit in Goa from 15 to 16 October. Key outcomes included: <ul style="list-style-type: none"> • leaders adopted the Goa Declaration and Action Plan • three MoUs promoting intra-BRICS cooperation were signed, namely: <ol style="list-style-type: none"> i) Regulations on the Customs Cooperation Committee of the BRICS ii) MOU for the Establishment of BRICS Agricultural Research Platform iii) MOU on Mutual Cooperation between Diplomatic Academies • BRICS leaders also welcomed new initiatives to further the BRICS institution-building agenda 		
	BRICS foreign ministers met on the margins of UNGA68, in New York on 26 September Discussions included the situation in Syria, the Middle East Peace Process and cyber security	Annual BRICS Foreign Ministers Meeting (UNGA69) in New York on 25 September 2014	South Africa participated in the BRICS Foreign/International Relations Ministers' Meeting, held in New York on 29 September 2015 The key outcomes reflected the BRICS view on the reform of the UN and global financial economic institutions. A further important decision was the speedy implementation of the BRICS NDB and its CRA	BRICS Foreign Ministers Meeting (UNGA71), USA	BRICS Foreign Ministers Meeting (UNGA71), in New York on 20 September 2016 Key outcomes include: <ul style="list-style-type: none"> • media note • consultations on BRICS agenda for UNGA71 • consultations on preparations for the upcoming Eighth BRICS Summit • exchange of views on global and regional issues in the economic and political spheres 		

Sub-programme: South-South Cooperation

Performance indicator	Actual achievement 2013/14	Actual achievement 2014/15	Actual achievement 2015/16	Planned target 2016/17	Actual achievement 2016/17	Deviation from planned target to actual achievement 2016/17	Comment on deviations
Number of BRICS structures and processes engaged in to advance the Development Agenda in line with South Africa's international relations policy objectives	New target	BRICS leaders met on the margins of the G20 Summit in Brisbane on 15 November 2014	South Africa participated in the informal meeting of the BRICS leaders, held on the margins of the G20 Summit in Antalya, on 15 November 2015	Meeting of BRICS leaders on the margins of the G20 Summit	Meeting of BRICS leaders on the margins of the G20 Summit, in Hangzhou on 4 September 2016. Key outcomes included: <ul style="list-style-type: none"> media note was agreed upon, detailing cooperation in the field of global politics and security consultations on BRICS agenda for UNGA71 preparations for upcoming Eighth BRICS Summit exchange of views on global and regional issues in the economic and political spheres 		
	Four BRICS Sherpa and Sous-Sherpa meetings were held: <ul style="list-style-type: none"> Meeting on 20 May 2013 on the outcomes of the BRICS Summit and the way forward Eighth BRICS Inter-Ministerial Committee, held in Pretoria on 19 November 2013 hosted the first mid-term meetings of BRICS Sherpas and Sous-Sherpas in South Africa on 22 July 2013 Meeting of BRICS Sherpas/ Sous-Sherpas, held on 24 September on the margins of UNGA68 prior to the annual meeting of BRICS foreign ministers on 26 September, held in South Africa on 22 July 2013 	Four BRICS Sherpa and Sous-Sherpa meetings were held	Not reported	Mid-term meeting of BRICS Sherpas	Meeting of the Sherpas in Goa, held from 12 to 13 October South Africa's foreign policy positions were represented and reflected in the draft Goa Declaration, in preparation for the Eighth Summit		
						First BRICS Sherpa/Sous-Sherpa Meeting under the auspices of China's Chairship, held in Nanjing from 23 to 24 February 2017 The meeting focused on the following issues: <ul style="list-style-type: none"> engaging on the theme proposal for China's Chairship of BRICS in 2017 identifying the key priorities for BRICS in 2017 initiating the preparations for the Xiamen Summit that will take place from 3 to 5 September 2017 	First BRICS Sherpa/Sous-Sherpa



PROGRAMME 3: INTERNATIONAL COOPERATION

Sub-programme 3.4: South-North Cooperation

Strategic objective: To leverage relations with the North in advancement of national and continental priorities, as well as the interest of the South

Description: Beneficial political and economic relations should continue to be pursued with countries and formations of the North, as they remain major actors in the international system and substantial sources of development assistance and foreign direct investment (FDI).

NORTH-SOUTH COOPERATION

South Africa-European Union (EU) relations are structured in accordance with the Trade, Development and Cooperation Agreement (TDCA) and is the only strategic partnership the EU has with an African country, and one of 10 globally. The South Africa-EU Strategic Partnership allows for the following high-level structured mechanisms: the South Africa-EU Summit at Presidential Level, the Ministerial Political Dialogue at Ministerial Level and the Joint Cooperation Council at Director-

General Level. Trade relations are governed by the Southern African Development Community-EU Economic Partnership Agreement (SADC-EU EPA). The EU continues to remain a key strategic region for South Africa and a prominent dialogue partner from the global North.

The EU is South Africa's largest trading partner and foreign investor, as a block of 28 member states. South Africa enjoys strong economic ties with the EU developed under the TDCA since 2000, and total trade increased from

R150 billion in 2000 to R588 billion in 2016; a growth of 292%.

Official development assistance from the EU for the funding cycle 2014 to 2020 is valued at €241 million and addresses three priority areas aligned with the objectives of the National Development Plan, namely:

- employment creation
- education, training and innovation
- building a capable and developmental state, and

contributes substantially to the country's national priorities.

In addition, the Infrastructure Investment Programme for South Africa (IIPSA), of which the Department of International Relations and Cooperation is a committee member, is a €100-million (R1,8-billion) infrastructure investment programme developed jointly by the South African Government and the EU, and when fully implemented, will go a long way in unlocking infrastructure backlogs, not only in South Africa but also in the SADC region.

Programme 3.4 Strategic objective

Programme Name: North-South Cooperation					
Strategic objective	Actual achievement 2015/16	Planned target 2016/17	Actual achievement 2016/17	Deviation from planned target to actual achievement for 2016/17	Comment on deviations
To leverage relations with the North in advancement of national and continental priorities, as well as the interest of the South	Targeted resolutions and decisions of the reported high-level engagements with strategic formations of the North reflected South Africa's positions	80% of outcome documents of identified summits and high-level meetings targeted resolutions and decisions articulating South Africa's positions	80% of outcome documents of identified and reported summit resolutions and decisions articulating South Africa's positions		

Programme 3.4 Performance indicators:

Sub-programme: South-North Cooperation							
Performance indicator	Actual achievement 2013/14	Actual achievement 2014/15	Actual achievement 2015/16	Planned target 2016/17	Actual achievement 2016/17	Deviation from planned target to actual achievement 2016/17	Comment on deviations
<p>Number of high-level engagements with strategic formations of the North to contribute to and advance national priorities, the African Agenda and the Agenda of the South positions</p>	<p>South Africa promoted the African Agenda and Agenda of the South with the EU through the following meetings:</p> <ul style="list-style-type: none"> Fifth South Africa-EU Senior Officials Peace and Security Dialogue Forum in Pretoria on 29 May 2013 12th South Africa-EU Ministerial Political Dialogue in Brussels on 10 June 2013 The African, Caribbean and Pacific Group of States (ACP) Parliamentary Assembly and ACP-EU Joint Parliamentary Assembly, held in Brussels from 17 to 19 June 2013 Sixth South Africa-EU Summit was held in Pretoria on 18 July 21st Inter-Parliamentary Meeting between the South African Parliament and the European Parliament was held in Strasbourg, from 8 to 10 October 2013 	<p>South Africa promoted the African Agenda and Agenda of the South with the EU through seven engagements:</p> <ul style="list-style-type: none"> secured EU commitment to African socio-economic and peace and security priorities at the Fourth Africa-EU Summit, Brussels, held from 2 to 3 April 2014 ACP Parliamentary Assembly and ACP-EU Joint Parliamentary Assembly in Strasbourg from 25 November to 3 December 2014, where positions on the Post-2015 Development Agenda were advanced 99th ACP Council of Ministers Meeting/39th Joint ACP-EU Council of Ministers in Nairobi from 16 to 20 June 2014, which noted the need to reconfigure the ACP post-2020 and adopted the Mpeketoni Declaration 100th Session of the ACP Council of Ministers, held in Brussels from 9 to 12 December 2014. The meeting focused on positioning the ACP as credible and effective player in the global arena in the run-up to the expiry of the Cotonou Partnership Agreement (CPA) in 2020 the 14th South Africa-EU Joint Cooperation Council (JCC) Meeting in Brussels on 26 November 2014. The JCC was convened as core part of the South Africa-EU Week in Brussels that took place from 24 to 28 November 2014 the Fourth South Africa-EU Political Security Committee Dialogue and the inaugural South Africa-EU Maritime Subcommittee meetings in Brussels on 24 and 26 November respectively. The meetings discussed security cooperation between the parties with specific focus on maritime the 37th Session of the ACP Parliamentary Assembly and Intersessional ACP-EU Joint Parliamentary, held from 17 to 20 March 2015 in Brussels, during which five strategic policy areas were identified 	<p>Not achieved One engagement with the EU</p> <p>The 13th Ministerial Political Dialogue (MPD), held on 26 February 2016, where discussions centred on various issues of mutual interest. Some of the key outcomes include:</p> <ul style="list-style-type: none"> the parties agreed to intensify the migration dialogue the EU offered to collaborate with South Africa in the field of the Ocean Economy to share knowledge and technologies 	<p>Influenced the outcome of four meetings and processes of strategic formations of the North to reflect South Africa's national positions:</p> <ul style="list-style-type: none"> South Africa-EU MPD South Africa-EU Summit South Africa-EU Joint Cooperation Council 	<p>Not achieved</p>	<p>Three meetings not held</p>	<p>Postponed due to scheduling difficulties and will be convened on a date yet to be decided</p>

Sub-programme: North-South Cooperation							
Performance indicator	Actual achievement 2013/14	Actual achievement 2014/15	Actual achievement 2015/16	Planned target 2016/17	Actual achievement 2016/17	Deviation from planned target to actual achievement 2016/17	Comment on deviations
Number of high-level engagements with strategic formations of the North to contribute to and advance national priorities, the African Agenda and the Agenda of the South positions	Participated and advanced the national priorities at the Fifth Tokyo International Conference on African Development (TICAD-V) Summit, held in Yokohama, Japan, from 1 to 3 June 2013 during which the Government of Japan and TICAD partners pledged US\$32 billion for the next five years for support of African development priorities	Participated in the TICAD V Ministerial Meeting in Yaounde from 3 to 5 April 2014. The meeting focused on agriculture, food and nutrition security in Africa as well as women and youth empowerment	Not achieved	Engagement with TICAD	Prepared for, and participated in TICAD VI, in Nairobi from 27 to 28 August 2016 Key outcomes include: <ul style="list-style-type: none"> the Nairobi Declaration the Ebola outbreak identifying radicalisation, terrorism and violent armed conflict as three major emerging challenges for Africa and seeking to address these challenges through three main pillars aimed at promoting structural economic transformation, promoting resilient health systems and quality of life, and promoting stability for shared prosperity 		

Strategy to overcome areas of underperformance

Areas of underperformance	Strategies to address underperformance
SYSTEM OF GLOBAL GOVERNANCE	
Session of the ECOSOC NGO Committee, May 2016, New York	Quality assurance will be enhanced in future to avoid duplications of targets
CONTINENTAL AGENDA	
AUPSC Summit	AUPSC only held at senior officials level
ACHPR Session	ACHPR Session was only open to commissioners
NEPAD Summit	Engage the secretariat on the rescheduling
SOUTH-SOUTH COOPERATION	
NAM CoB Ministerial Meeting	It was not possible to schedule these meetings as no mutually convenient dates could be facilitated between the relevant ministers of the member states
Africa-South America Summit	
IBSA Ministerial (ITMC), IBSA Ministerial on UNGA margins, IBSA Summit	
NORTH-SOUTH COOPERATION	
South Africa-EU MPD South Africa-EU Summit South Africa- EU Joint Cooperation Council	It was not possible to schedule these meetings as no mutually convenient dates could be facilitated between the relevant ministers of the member states. The department is engaged on an ongoing basis with the EU Delegation to South Africa and the Mission in Brussels regarding the EU's hosting of the next summit

Changes to planned targets

No in-year changes to targets.

Linking performance with budgets

Expenditure decreased from R523,0 million in 2015/16 to R471,4 million in 2016/17 at a growth rate of 10%. The decrease is mainly due to the cost-containment measures that were implemented.

Sub-programme expenditure

Sub-programme name	2016/17			2015/16		
	Final appropriation	Actual expenditure	(Over)/under expenditure	Final appropriation	Actual expenditure	(Over)/under expenditure
	R'000	R'000	R'000	R'000	R'000	R'000
Global System of Governance	289,912	282,300	7,612	293,787	293,781	6
Continental Cooperation	101,834	91,503	10,331	143,123	140,979	2,144
South-South Cooperation	4,405	3,341	1,064	4,451	4,451	-
North-South Dialogue	85,799	85,799	-	83,840	83,840	-
Total	481,950	462,943	19,007	525,201	523,051	2,150



4.4 PROGRAMME 4: PUBLIC DIPLOMACY AND PROTOCOL SERVICES

Purpose: Communicate South Africa's role and position in international relations in the domestic and international arenas. Provide Protocol Services

Sub-programmes: Public Diplomacy and State Protocol
Sub-programme 4.1: Public Diplomacy

Strategic objective: To create a better understanding and awareness of South Africa's international relations policy through targeted public diplomacy partnerships and platforms

Description: Public Diplomacy promotes a positive projection of South Africa's image, communicates foreign policy positions to both domestic and foreign audiences, and markets and brands South Africa by utilising public diplomacy platforms, strategies, products and services.



4.1 Public Diplomacy

South Africa's public diplomacy is predicated on the apex government policy as encapsulated in the National Development Plan's (NDP) vision. The NDP calls for the development and implementation of a robust and sophisticated public diplomacy strategy. The strategy has been developed and served as a guide to the department's public diplomacy activities undertaken during the period under review.

The Department of International Relations and Cooperation (DIRCO) continued to enhance public understanding of South Africa's foreign policy engagements by both local and international audiences. Political principals utilised various platforms such as media briefings and public participation programmes (PPPs) to reach out to the public at home and abroad and stimulated debates through dialogue and public lectures on various topical issues in the purview of international relations.

Various activities and initiatives such as the Ubuntu Awards are



being implemented to promote Brand South Africa and to continue enhancing public understanding of South Africa's foreign policy. These awards were launched in 2015 to provide a platform for DIRCO to promote its values and objectives, by honouring men and women who have contributed to promoting a positive image of South Africa, domestically and internationally. These South Africans are recognised for their

international work in flying the South African flag high.

Furthermore, principals articulated South Africa's positions on international developments through well-researched opinion pieces, which were publicised to ensure broader reach. Similarly, the department and in particular the principals, remained accessible to the public through media engagements during which

topical issues were extrapolated for the benefit of our audience.

During the period under review, the department broadened the use of social media, which has proved to be effective and beneficial, thereby increasing social network followership, which escalated the country's voice and shaped public opinion about the international engagements and how these sought to contribute towards



addressing domestic imperatives. DIRCO was ranked number one in Africa in terms of Digital Diplomacy. Diplomacy Live published the Digital Diplomacy Ranking 2016, which ranked ministries of foreign affairs from 210 countries based on their digital diplomacy performance. The ranking used both qualitative and quantitative data and analysed publicly open digital diplomacy assets such as websites, mobile apps and social networks and how they are used in diplomatic endeavours. The results of this study is a confirmation that the department, through Public Diplomacy, is leading the continent and competing well globally on the optimal use of the digital space and platforms to disseminate messages and set the agenda.

Ubuntu Radio has become a key medium of communication in the execution of our Public Diplomacy Strategy and stimulation of dialogue



on issues that affect South Africa, the continent, the people of the South and partners across the globe. The station is available on DSTV's audio bouquet Channel 888, which can be accessed beyond the country's borders.

At continental level, the radio station has continued to increase its listenership, reaching over one million people across 45 African countries. We believe that this is an instrument to tell an African story from an African perspective in the manner that we know it.

Memories of the department's work, particularly high-level engagements and activities that were undertaken by the missions abroad, were documented consistently in various *Ubuntu* publications and also digitally. These publications continue to communicate and educate various stakeholders on South Africa's international relations policy positions, achievements, objectives and goals. Furthermore, it keeps records and documents important events in South Africa's international engagements. Various editions of these publications are used as reference points by foreign policy researchers, analysts, aspiring diplomats and the public in general.



It must be underscored that all public diplomacy activities are complementary and aimed at realising the broader objective of the Public Diplomacy Strategy as required by the NDP.



Programme 4.1 Strategic objective

Sub-Programme Name: Public Diplomacy					
Strategic objective	Actual achievement 2015/16	Planned target 2016/17	Actual achievement 2016/17	Deviation from planned target to actual achievement for 2016/17	Comment on deviations
A better understanding and awareness of South Africa's foreign policy through targeted public diplomacy partnerships and platforms	The Public Diplomacy Strategy was implemented utilising various partnerships and platform such as PPPs, media briefings and opinion pieces	Implement Public Diplomacy Strategy, outlining plans that enhance understanding and awareness of South Africa's foreign policy, making use of targeted partnerships and platforms	Developed and implemented the Public Diplomacy Strategy, outlining plans that enhance understanding and awareness of South Africa's foreign policy, making use of the reported partnerships and platforms		

Programme 4.1 Performance indicators

Programme/Sub-programme: Public Diplomacy							
Performance indicator	Actual achievement 2013/14	Actual achievement 2014/15	Actual achievement 2015/16	Planned target 2016/17	Actual achievement 2016/17	Deviation from planned target to actual achievement 2016/17	Comment on deviations
Percentage of requests for Public Diplomacy services responded to	100% (192) of requests for video, photography services and media responded to	100% (242) of requests for video, photography services and media responded to	100% (220) of requests for video and photography services responded to	100% of requests responded to for photography services	100% (179) of requests responded to for photography services		
	New target	100% (29) response to requests for speeches	100% (36) response to requests for speeches responded to	100% of speech requests responded to	100% (44) of requests for speeches responded to		
	New target	100% (six) response to requests for development of communication strategies	100% (four) of requests for communication strategies responded to	100% of requests for communication strategies responded to	100% (seven) of requests for communication strategies responded to		
Number of media briefings and PPPs held	Provided departmental coverage on ministerial and deputy ministerial activities through 41 media briefings	Provided departmental coverage on ministerial and deputy ministerial activities through 32 media briefings	Provided departmental coverage on national and deputy ministerial activities through 19 media briefings	18 media briefings	Provided departmental coverage on national and international events through 18 media briefings		
	21 PPP events were undertaken to enhance public understanding of foreign policy	17 PPP events were undertaken to enhance public understanding of foreign policy	12 PPP events were undertaken to enhance public understanding of foreign policy	12 PPPs	19 PPP events were undertaken to enhance public understanding of foreign policy	Seven additional PPP events were hosted	Additional PPP events were hosted due to the identified need to intensify communication regarding departmental foreign policy achievements

Number of media statements and public opinion pieces issued	New target	229 media statements were issued to communicate South Africa's foreign policy engagements	197 media statements were issued to communicate South Africa's foreign policy engagements	160 media statements	186 media statements were issued to communicate South Africa's foreign policy engagements	26 additional media statements	Additional media statements were issued due to national and international developments
	23 opinion pieces were issued by principals to articulate South Africa's foreign policy positions	24 opinion pieces were issued by principals to articulate South Africa's foreign policy positions	10 opinion pieces were issued by principals to articulate South Africa's foreign policy positions	10 opinion pieces	14 opinion pieces were issued by principals to articulate South Africa's foreign policy positions	Four additional opinion pieces were issued	Additional opinion pieces were issued due to national and international developments
Number of publications produced and distributed	24 publications produced and distributed	Six statutory publications produced and distributed	Five statutory publications produced and distributed	Five statutory publications	Five statutory publications produced and distributed		
		10 internal publications produced and distributed	Nine internal publications produced and distributed	10 internal publications	10 internal publications produced and distributed		
		Four stakeholder publications produced and distributed	Six stakeholder publications produced and distributed	Four stakeholder publications	Nine stakeholder publications produced and distributed	Five additional stakeholder publications produced and distributed	Additional requests were received from stakeholders
		58 internal electronic publications (<i>Newsflash</i>) distributed	52 internal electronic publications (<i>Newsflash</i>) distributed	48 internal electronic publications (<i>Newsflash</i>)	53 internal electronic publications (<i>Newsflash</i>) distributed	Five additional internal electronic publications (<i>Newsflash</i>) distributed	Special Newsflash editions were published for the Diplomatic Fair, Nelson Mandela Day, Budget Vote and State of the Nation Address



DIPLOMATIC IMMUNITIES PRIVILEGE ACT, 2001 (ACT 37 OF 2001), WITH AMENDMENT ACT 35 OF 2008,

- 1) A head of state is immune from the criminal and civil jurisdiction of the courts of the Republic, and enjoys such privileges as –
 - a) heads of state enjoy in accordance with the rules of customary international law;
 - b) are provided for in any agreement entered into with a state or government whereby immunities and privileges are conferred upon such a head of state; or
 - c) may be conferred on such head of state by virtue of section 7(2).
- 2) A special envoy or representative from another state, government or organisation is immune from the criminal and civil jurisdiction of the courts of the Republic, and enjoys such privileges as –
 - a) a special envoy or representative enjoys in accordance with the rules of customary international law;
 - b) are provided for in any agreement entered into with a state, government or organisation whereby immunities and privileges are conferred upon such special envoy or representative; or
 - c) may be conferred on him or her by virtue of section 7(2).
- 3) The Minister must by notice in the Gazette recognise a special envoy or representative for the purposes of subsection (2).

www.dirco.gov.za

PROGRAMME 4: PROTOCOL AND CONSULAR SERVICES

Purpose: Provide Protocol and Ceremonial Services

Sub-Programme 4.2: State Protocol

Strategic objective: To provide professional state protocol and consular services

Description: State Protocol facilitates incoming and outgoing high-level visits and ceremonial events, coordinates and regulates engagement with the local diplomatic community and provides consular services and consular notarial services. It also provides protocol advice and support to the various spheres of government, facilitates the hosting of international conferences in South Africa and manages the state protocol lounges (SPLs) and state guest houses.

STATE PROTOCOL AND CONSULAR SERVICES

The work of State Protocol is informed by the Diplomatic Immunities Privilege Act, 2001 (Act 37 of 2001), with amendment Act 35 of 2008, which incorporates into South African legislation the various international conventions relating to immunities and privileges.

State Protocol is an instrument for facilitating the delivery of the strategic objectives of government through the provision of courtesies, in a way that is consistent with the spirit of all international agreements and legislations to which South Africa is a signatory.

The Department of International Relations and Cooperation (DIRCO) continued to facilitate the arrivals and departures of dignitaries travelling in and out of the country through the three SPLs. Furthermore, the department continued to provide hospitality services to, among others,

the President, Deputy President, Minister of International Relations and Cooperation and Deputy Ministers through the guest houses.

The Branch: State Protocol also facilitated logistical arrangements for 2 189 in-house meetings at DIRCO facilities and provided protocol support to the second and third spheres of government. Seventy-one international visits by various provincial departments and 27 visits by local government structures were coordinated and facilitated through the department. In reaching out to other spheres of government, two roadshows have been conducted to provincial members of executive councils and members of legislatures, focusing on the promotion and coordination of South Africa's foreign policy.

The department continued to provide advisory services to government departments in the hosting of international conferences and summits.

State Protocol policies and guidelines were developed to guide and ensure consistency in the provision of State Protocol services. The approval of *Guidelines for Protocol Ceremonial and Guidelines* on the use of the South African national flag have contributed to the successful implementation of high-level visits referred to above.

The department also collaborated with the Southern African Development Community countries by providing guidance and support on protocol-related issues. Comprehensive protocol and events/conference coordination was offered to the Kingdom of Swaziland and the Republic of Madagascar. In-house training was also given to a high-level Ugandan Government delegation on diplomatic immunities and privileges and the coordination of the second-largest concentration of diplomats in the world after Washington DC.

South African missions abroad are responsible for ensuring the safety of all South Africans abroad. Be

it through terror attacks, natural disasters or where the rights of South Africans are violated, DIRCO is obligated to intervene and provide quick and coordinated responses in such circumstances.

The department continued to render consular assistance to South Africans travelling, working, studying and living abroad who required such consular assistance during circumstances of distress.

This included attending to 110 cases of South African nationals in distress abroad, 376 civil processes, 95 new prisoner cases, 168 mortal remains cases, 48 cases of the whereabouts of South African citizens, two adoptions, 10 abductions and 38 extradition requests.

Consular Services provided legalisation services for public documents and attended to general consular enquiries.

Programme 4.2 Strategic objectives

Sub-Programme Name: State Protocol					
Strategic objective	Actual achievement 2015/16	Planned target 2016/17	Actual achievement 2016/17	Deviation from planned target to actual achievement for 2016/17	Comment on deviations
Professional State Protocol and Consular Services	State Protocol Services for reported state events, high-level visits and the issuance of diplomatic passports were provided for as per the Service Delivery Charter and the Diplomatic Immunities and Privileges Act, 2001	100% of state protocol and consular services provided as per Service Delivery Charter	100% of state protocol and consular services provided as per Service Delivery Charter		
		100% of state protocol services provided as per Service Delivery Charter for diplomatic passports	100% of state protocol services provided as per Service Delivery Charter for diplomatic passports		

Programme 4.2: Performance indicators

Sub-programme: State Protocol							
Performance indicator	Actual achievement 2013/14	Actual achievement 2014/15	Actual achievement 2015/16	Planned target 2016/17	Actual achievement 2016/17	Deviation from planned target to actual achievement 2016/17	Comment on deviations
Percentage of requests for protocol services responded to according to the Service Delivery Charter	100% (nine) of requests for protocol services responded to	100% (four) of requests responded	100% (five) of requests responded to	100% of requests for coordination of international conferences responded to as per the Service Delivery Charter	No requests for international conferences received		
	100% (28 555) of requests responded to through facilitation of dignitaries at the three SPLs in compliance with the SPL Policy	100% (28 174) of requests responded to through facilitation of dignitaries at the three SPLs in compliance with the SPL Policy	100% (30 658) of requests responded to through facilitation of dignitaries at the three SPLs in compliance with the SPL Policy	100% of requests for utilisation of SPLs responded to as per the Service Delivery Charter	100% (27 333) of requests for utilisation of SPLs responded to as per the Service Delivery Charter		
	100% (202) of requests for 107 incoming and 95 outgoing international visits for principals responded to	100% (70) of requests for 26 incoming and 44 outgoing international visits for principals responded to	100% (59) of requests for 13 incoming and 46 outgoing international visits for principals responded to	100% of requests for incoming and outgoing international visits for principals responded to as per the Service Delivery Charter	100% (64) of requests for 26 incoming and 38 outgoing international visits for principals responded to		
	100% (214) of requests for facilitation of incoming and outgoing international visits for provincial and local governments responded to	100% (191) of requests for facilitation of incoming and outgoing international visits for provincial and local governments responded to	100% (242) of requests for facilitation of incoming and outgoing international visits for provincial and local governments responded to	100% of requests for incoming and outgoing international visits for provincial and local governments responded to as per the Service Delivery Charter	100% (165) of requests for facilitation of incoming and outgoing international visits for provincial and local governments responded to		

Percentage of requests for diplomatic services responded to according to the Service Delivery Charter	100% (10 782) of the following requests were responded to: • diplomatic accreditation: 7 827 • diplomatic privileges: 2 565 • diplomatic security: 310	100% (10 473) of the following requests were responded to: • diplomatic accreditation: 7 887 • diplomatic privileges: 2 350 • diplomatic security: 236	100% (9 846) of the following requests were responded to: • diplomatic accreditation: 7 361 • diplomatic privileges: 2 219 • diplomatic security: 257	100% of requests for diplomatic immunities and privileges responded to as per the Service Delivery Charter	100% (10 534) of the following requests were responded to: • diplomatic accreditation: 8 081 • diplomatic privileges: 2 197 • diplomatic security: 256		
	100% (6 372) response to requests for the issuance of diplomatic passports and visas	100% (6 015) response to requests for the issuance of diplomatic passports and visas	100% (6 064) response to requests for the issuance of diplomatic passports and visas	100% of requests for South African diplomatic passports and visas for South African diplomatic and official passports responded to according to the Service Delivery Charter	100% (4 887) response to requests for the issuance of diplomatic passports and visas		
	100% (83) response to the appointment of South African and foreign Heads of Missions (HoM)	100% (103) response to the appointment of South African and foreign HoM	100% (84) response to the appointment of South African and foreign HoM	100% of requests for foreign and South African diplomatic and consular HoM appointments responded to according to the Service Delivery Charter	100% (82) response to the appointment of South African and foreign HoM		
Percentage of requests for consular assistance responded to as per the Service Delivery Charter	100% (1 295) of services for consular assistance responded to	100% (1 047) of services for consular assistance responded to	100% (835) of services for consular assistance responded to	100% of services for consular assistance responded to within the time frames stipulated in the Service Delivery Charter	100% (838) of services for consular assistance responded to within the time frames stipulated in the Service Delivery Charter		
Percentage of documents legalised as per the Service Delivery Charter	100% (36 327) of documents legalised	100% (43 793) of documents legalised	100% (43 453) of documents legalised	100% of documents legalised in accordance with the Service Delivery Charter	100% (52 595) of documents legalised in accordance with the Service Delivery Charter		

Changes to planned targets

No in-year changes to targets

Linking performance with budgets

Expenditure decreased from R333,2 million in 2015/16 to R271,9 million in 2016/17, which represents a decrease of 18%. The decrease is due to the expenditure relating to the African Union Summit and Forum on China-Africa Cooperation Summit that were hosted in 2015/16 financial year.

Sub-programme expenditure

Sub-programme name	2016/17			2015/16		
	Final appropriation	Actual expenditure	(Over)/ under expenditure	Final appropriation	Actual expenditure	(Over)/under expenditure
	R'000	R'000	R'000	R'000	R'000	R'000
Public Diplomacy	76,186	75,527	659	68,533	65,051	3,482
Protocol Services	196,674	196,386	288	295,024	268,171	26,853
Total	272,860	271,913	947	363,557	333,222	30,335

5. TRANSFER PAYMENTS

Transfer payments are made to organisations and public entities as outlined in the tables below.

Programme 5 recorded expenditure of R822,3 million against the final appropriation of R788,4 million representing overspending of R33,9 million. The overspending is due to payment of African Union membership arrears.

5.1 Transfer payments to public entities

Description of transfer payment	2016/17			2015/16		
	Final appropriation	Actual expenditure	(Over)/ under expenditure	Final appropriation	Actual expenditure	(Over)/ undere xpenditure
	R'000	R'000	R'000	R'000	R'000	R'000
African Renaissance and International Fund	31	31	-	145,637	145,637	-
South African Development Partnership Agency	8,800	-	8,800	-	-	-
Total	8,831	31	8,800	145,637	145,637	-

5.2 Transfer payments to all organisations other than public entities

The table below reflects the transfer payments made for the period 1 April 2016 to 31 March 2017

Name of transferee	Type of organisation	Purpose for which the funds were used	Did the dept. comply with s 38 (1) (j) of the PFMA	Amount transferred (R'000)	Amount spent by the entity	Reasons for the funds unspent by the entity
DIRCO	African, Caribbean and Pacific Group of States	Membership fees		7,755	7,755	-
DIRCO	Indian Ocean Rim Research Centre	Membership fees		314	314	-
DIRCO	India, Brazil, South Africa Trust Fund	Membership fees		13,139	13,139	-
DIRCO	African Union	Membership fees		406,296	406,296	-
DIRCO	New Partnership for Africa's Development	Membership fees		7,354	7,354	-
DIRCO	African Peer Review Mechanism	Membership fees		1,471	1,471	-
DIRCO	Southern African Development Community	Membership fees		113,164	113,164	-
DIRCO	Perez-Guerrero Trust Fund	Membership fees		72	72	-
DIRCO	United Nations Voluntary Fund for Disability	Membership fees		89	89	-
DIRCO	Group of 77 Countries	Membership fees		134	134	-
DIRCO	United Nations Technical Cooperation	Membership fees		135	135	-
DIRCO	United Nations Children's Fund	Membership fees		267	267	-
DIRCO	Organisation for Economic Cooperation and Development	Membership fees		522	522	-
DIRCO	United Nations Human Rights Council	Membership fees		405	405	-
DIRCO	Biochemical and Toxin Weapons Convention	Membership fees		708	708	-
DIRCO	United Nations Convention on the Law of the Sea	Membership fees		443	443	-
DIRCO	United Nations Development Programme in Southern Africa	Membership fees		-	-	-
DIRCO	South Centre Capital Fund	Membership fees		1,366	1,366	-
DIRCO	United Nations Development Programme	Membership fees		7,481	7,481	-
DIRCO	Comprehensive Nuclear Test Ban Treaty	Membership fees		6,401	6,401	-
DIRCO	Commonwealth	Membership fees		8,044	8,044	-
DIRCO	Humanitarian aid	Membership fees		28,779	28,779	-
DIRCO	United Nations	Membership fees		216,958	216,958	-
DIRCO	Asia-Africa Legal Consultative Organisation: AALCO	Membership fees		269	269	-
DIRCO	Permanent Court of Arbitration (FIGO)	Membership fees		143	162	-
DIRCO	Tribunal Law of the Sea	Membership fees		783	628	-
TOTAL				822,356	822,356	-

6. CONDITIONAL GRANTS

6.1 Conditional grants and earmarked funds paid

None

6.2 Conditional grants and earmarked funds received

None

7. Donor funds received

None



international relations & cooperation
Department of International Relations and Cooperation
REPUBLIC OF SOUTH AFRICA

dirco.gov.za

international relations & cooperation
Department of International Relations and Cooperation
REPUBLIC OF SOUTH AFRICA

dirco.gov.za

international relations & cooperation
Department of International Relations and Cooperation
REPUBLIC OF SOUTH AFRICA

international relations & cooperation
Department of International Relations and Cooperation
REPUBLIC OF SOUTH AFRICA

dirco.gov.za

international relations & cooperation
Department of International Relations and Cooperation
REPUBLIC OF SOUTH AFRICA

The Department of International Relations and Cooperation

8. Capital investment

8.1 Capital investment, maintenance and Asset Management Plan

The Department of International Relations and Cooperation (DIRCO) manages a state-owned property portfolio comprising 26 chanceries, 33 official residences and 43 staff accommodation as well as a rental portfolio in excess of 1 000 properties. The annual capital budget allocated by National Treasury is used for new property acquisitions and developments as well as renovations and maintenance of the state-owned portfolio in line with its five-year Infrastructure Plan.

In the period under review, the department increased its state-owned property portfolio by completing the construction of a chancery in Dar es Salaam and chancery and three staff houses in Lilongwe, Malawi. In addition to reducing the DIRCO operational budget and lease expenditure, these properties have been designed and built to meet security and climatic conditions, provide efficient and flexible work spaces, ensure low maintenance and life cycle costs and allow for future extensions.

The acquisition and development of office and residential accommodation for the Permanent Mission to the United Nations and Consulate






General in New York City as well as the redevelopment of the current Official Residence plot in Luanda, Angola, to be used as both Chancery and Official Residence, will be the next large infrastructure projects pursued in 2017/18 and beyond. These projects are developed and executed as long-term partnerships with the private sector, leveraging on current lease expenditure.

The ageing property portfolio, notably in Europe, poses significant renovation challenges of systems having reached its economic lifespan and replacement/upgrading being hindered by the presence of hazardous materials, as has been the case in the renovation of the Chancery in The Hague. Furthermore, project and cost management in different legal jurisdictions and foreign currencies poses a constant challenge to maximise value for money

and execute projects within time and budget. This has necessitated increased focus on project planning and options analysis as well as the consideration of alternative approaches to reduce project scope and risk.

The maintenance of the current state-owned portfolio remains a high priority with annual property inspections informing maintenance planning and an increased focus on quarterly maintenance reporting. Internal technical capacity has been strengthened to assist missions in identifying and analysing the root cause of building deficiencies and engaging appropriate professionals. The 2017/18 financial year will see a pilot project of integrated facilities management in selected state owned properties and compounds.

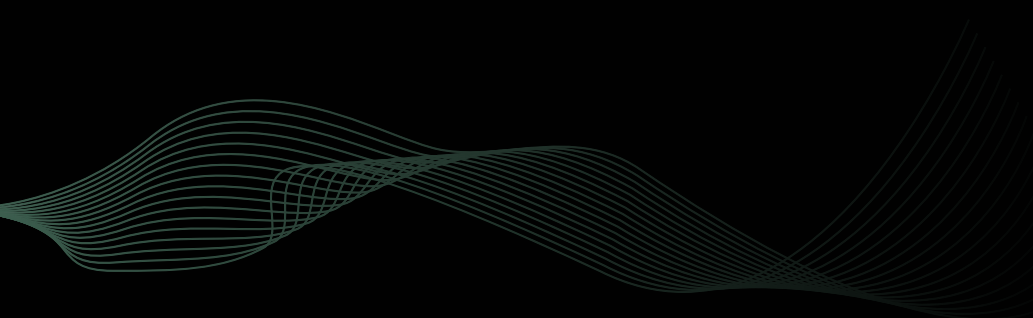




PART C
GOVERNANCE

"It is our responsibility to break down barriers of division and create a country where there will be neither whites nor blacks, just South Africans, free and united in diversity."

Oliver Reginald Tambo (1917 – 2017)



1. INTRODUCTION

The Department of International Relations and Cooperation (DIRCO) is committed to good corporate governance and has various internal control mechanisms in place to strengthen corporate governance. There are various management structures and committees in place with the terms of reference and meet on a regular basis to contribute to good corporate governance.

The department also has fully functioning assurance structures such as Risk Management and Internal Audit. These structures are supported by the Risk Management Committee and Audit Committee, both chaired by independent (external) chairpersons. The department is proud to report that both committees have contributed positively in terms of the risk and audit management processes in the department.

2. RISK MANAGEMENT

The department has on an annual basis reviewed and updated its Risk Management Policy and developed the Risk Management Strategy for the implementation of the policy.

The department annually conducts both strategic and operational risk assessments to identify and analyse risks which have the potential to hamper the achievement of its strategic objectives. Risk-mitigating strategies/plans are developed



to manage and keep risks at an acceptable level. New and emerging risks are regularly identified and monitored through appropriate reporting channels.

The department appointed a Risk Management Committee consisting of independent external persons and members of the Senior Management Service (SMS) of the department. The Chairperson and Deputy Chairperson of the Risk Management Committee are both independent and external from the department structure. The

committee provides advice to the Accounting Officer on the adequacy and effectiveness of systems of risk management department-wide.

The department appointed an Audit Committee consisting of independent external persons. The committee provides advice to the Executive Authority and Accounting Officer on the effectiveness of systems of risk management department-wide.

There's visible progress in the risk management maturity across the

department. The department has incorporated risk management in its planning processes. The department also formally appointed deputy directors-general as risk owners to ensure that management takes accountability for managing risks in their area of responsibilities and to embed risk management in their day-to-day activities. The risk owners' performance on risk management is monitored through the Performance Management and Development System (PMDS).

3. FRAUD AND CORRUPTION

As part of its commitment to manage fraud and corruption risks, the department maintains and implements the Anti-Fraud and Corruption Policy and Strategy. The department on an annual basis reviews and updates the Fraud and

Corruption Policy and Strategy in line with its risk management framework.

The department has developed a Whistle-Blowing Policy in line with the Anti-Fraud and Corruption Policy. The policy outlines the fraud reporting procedures in detail, with the allowance of reporting anonymously to the National Anti-Corruption Hotline.

The suspected indication of fraud or corruption is either reported internally through appropriate channels (supervisors and/or the Risk Management Unit) or anonymously through the National Anti-Corruption Hotline. Either way, the reported cases are attended to by the Forensic Auditing Unit within 30 days of reporting. Those who have committed the acts of fraud or corruption and confirmed by the Forensic Audit are held accountable for their actions.



4. MINIMISING CONFLICT OF INTEREST

The department has appointed an ethics officer to facilitate the submission of SMS financial disclosures. The department has also implemented a process whereby officials who are involved with Supply Chain Management processes, sign the Code of Conduct. Furthermore, all officials participating in the specification, evaluation and adjudication processes are required to sign a declaration of interest. In addition, all panel members for the purpose of recruitment, selection and placement, are required to sign a declaration and vested interest certificate to minimise conflict.

5. CODE OF CONDUCT

The department is implementing the Public Service Code of Conduct read with Resolution 1 of 2003 on the management of discipline. Once an allegation that any provision of the Code of Conduct has been breached is made, DIRCO will generally initiate a formal investigation to determine if indeed there is contravention of the provisions of the code. Subsequently, should there be an indication in the report of proven allegations that indeed there is contravention of the code, then recommendations made will have to be considered by the relevant manager. Once that is done,

the alleged offender will either be charged and then subject to the formal or informal disciplinary processes. Alternatively, an informal procedure may be followed if the transgression is not of a serious nature. Should the formal disciplinary procedure be followed, at the conclusion of the hearing, the presiding officer or management has to make a decision. In the event the employer has proven that there was transgression on the balance of probability and finds the transgressor guilty, a sanction will be issued against him or her. The department will have to give effect to the sanction imposed as a result of the said process.

6. HEALTH SAFETY AND ENVIRONMENTAL ISSUES

The department continues to comply with the ISO 9001, ISO 14001, and ISO 18001 regulations. Occupational Health and Safety (OHS) structures are established. The OHS committee have quarterly safety, health, environment, risk and quality (SHERQ) meetings, where all SHERQ matters are addressed. The Safety, Health and Environment Representative conducts monthly health and safety inspections to identify health and safety hazards. Upon identification of hazards, remedial actions are taken immediately.



7. PORTFOLIO COMMITTEES

Date of meeting	Agenda: Select Committee on Trade and International Relations
11 May 2016	Briefing by the Department on the Annual Performance Plan and the Budget – 2016/17
9 November 2016	Briefing by the department on DIRCO's Annual Report 2015/16
Date of meeting	Agenda: Portfolio Committee on International Relations and Cooperation
20 September 2016	Meeting with the United Kingdom's Parliament's All Party Parliamentary Group on Africa. The purpose of the meeting was to discuss: South African's parliamentary oversight and legislative responsibilities regarding development and international agreements, in particular parliamentary oversight of the negotiation of terms of economic partnership agreements (EPAs), the impact of EPAs on South Africa's; and Namibia's development policy space, industrialisation and economic diversification and implications for Southern African Development Community regionalism
12 October 2016	Briefing by the Auditor-General on the audit outcome of the performance and financial report of DIRCO in the 2015/16 financial year and audit outcome of the performance report of the African Renaissance and International Cooperation Fund (ARF) in the 2015/16 financial year Briefing by the Financial and Fiscal Commission on addressing challenges relating to payments by the department on behalf of other departments who have personnel in the missions abroad, which impact on the financial performance of the department Briefing by the Department of Planning, Monitoring and Evaluation on the performance by DIRCO and the ARF on government priorities relating to Outcome 11 in the 2015/16 financial year Briefing by National Treasury on the audit on the processes to alleviate the impact of foreign exchange fluctuations on the budget of DIRCO and that of the ARF in the 2015/16 financial year
19 October 2016	Expert analysis on the execution of South Africa's foreign policy in the reporting year Briefing by the Department of Planning, Monitoring and Evaluation on the performance of DIRCO and the ARF on government priorities relating to Outcome 11 in the 2015/16 financial year Briefing by DIRCO on the Annual Report of its financial and performance and that of the ARF for the 2015/16 financial year
25 October 2016	Adopt its draft Budgetary Review and Recommendations Report Budgetary Review and Recommendations Report
1 November 2016	Briefing by DIRCO on South Africa's withdrawal from the International Criminal Court Committee Meeting of 2 November 2016 Foreign Service Bill
2 November 2016	Meeting with the delegation of the Coordinating Ministry for Political, Legal and Security Affairs of the Republic of Indonesia. The main purpose of the visit was to study the perception of the Indonesia-South Africa bilateral relationship as seen from the South African perspective, and to promote a better partnership between the two countries
9 November 2016	Meeting a 23-member delegation of Chinese youth diplomat, to exchange views on promoting South Africa-China friendship and relations
16 November 2016	Briefing by the department on the analysis of the outcome of the United States election and the possible impact on South Africa's foreign policy Meeting with members of the South African Council on International Relations
November 2016	Briefing from the National Coalition for Palestine on the petition on the current situation in Palestine
25 November 2016	Input from the Department of Home Affairs regarding the Foreign Service Bill Input from the Department of Public Service and Administration regarding the Foreign Service Bill Input from the Department of Public Works regarding the Foreign Service Bill Briefing from the South Africa Jewish Board of Deputies in response to the presentation by South African Jews for a Free Palestine
November 2016	Briefing by the department on its performance and financial report and that of the ARF for the first quarter of the 2016/17 financial year Input by the Department of Defence on the Foreign Service Bill Input by the Department of State Security on the Foreign Service Bill Input by the Department of Police on Foreign Service Bill Adoption of committee minutes and reports
7 December 2016	Adoption of draft committee reports and minutes
25 January 2017	Briefings by the department on Its performance and financial report and that of the ARF for the second quarter of the 2016/17 financial year and meetings with the audit and risk management committees

8. STANDING COMMITTEE ON PUBLIC ACCOUNTS RESOLUTIONS

None

9. PRIOR MODIFICATIONS TO AUDIT REPORTS

During the 2015/16 financial period, the department received a qualified audit opinion. The department developed and implemented an asset management turnaround strategy and head office as well as appointed an expert to assist the department in the identification and performing assessment on heritage assets.

Nature of qualification, disclaimer, adverse opinion and matters of non-compliance	Financial year in which it first arose	Progress made in clearing/resolving the matter
Qualification on movable tangible capital assets and minor assets	2013/14	Developed and implemented an asset management turnaround strategy
Qualification on movable tangible capital assets and on the non-identification of heritage assets	2014/15	Developed and implemented an asset management turnaround strategy
Qualification on movable tangible capital assets and on the non-identification of heritage assets	2015/16	The department managed to resolve the 2015/16 matters of qualification in 2016/17 and received an unqualified audit opinion

10. INTERNAL CONTROL UNIT

Towards the end of the 2015/16 financial year, Internal Audit, in consultation with all the relevant stakeholders, developed its Three-Year Rolling Strategic Plan and the Risk-Based Annual Operational Plan for the 2016/17 financial period.

In addition, the following measures are in place to strengthen internal control across the spectrum of the department:

- the Mission Performance Reporting Framework to ensure that there is uniformity in reporting
- the Mission Monitoring Schedule to ensure that there is standardisation of understanding and uniform implementation of internal control
- the Specifications Committee has been established to assist the department in ensuring that specifications on tender

documents are standard and comply with National Treasury Regulations prior to presentation to the Departmental Bid Adjudication Committee

- both the Departmental Bid Evaluation and Bid Adjudication Committees have been centralised to reinforce compliance with Supply Chain Management prescripts and minimise the risk of irregular expenditure
- The Monitoring and Evaluation Committee is in place to ensure uniformity and quality of reporting on predetermined objectives.

11. INTERNAL AUDIT AND AUDIT COMMITTEES

The Chief Directorate: Internal Audit of DIRCO obtains its mandate from the Public Finance Management Act (PFMA), 1999 (Act 1 of 1999) as amended and its Treasury Regulations as amended.

The Chief Directorate: Internal Audit is responsible for all the internal audit functions of the department. It administratively reports to the Accounting Officer and functionally reports to the Audit Committee.

Activities and objectives of Internal Audit during the period included:

- To determine whether the department's objectives will be achieved economically, efficiently and effectively by evaluating and assessing operations, processes, procedures and activities
- assessing, evaluating and offering recommendations for improvement on the department's system of internal controls and governance
- assessing and evaluating the Departmental Performance Information
- assessing and evaluating:
 - the reliability and integrity

of financial and operating information and the means used to identify, measure, classify and report such information

- the systems established to ensure compliance with those policies, plans, procedures, laws and other prescripts relevant to the department
- the means of safeguarding assets and, where appropriate, the verification of the existence of such assets
- the economic and efficient management of the department's financial, human and other resources, and the effective conduct of its operations.

For the period under review, Internal Audit has performed the following audit types at both Head Office and the missions:

- compliance audits
- special audits
- consultation and/or management requests
- information and communications technology audits.

Activities and objectives of the Audit Committee during the period aim to ensure that:

- the department implements and maintains effective risk management, control and governance processes

- the department employs efficiency and economy in the utilisation and application of resources
- management has implemented systems and mechanisms for the effective achievement of departmental objectives as planned
- the department has and maintains an effective system of internal audit that reports at least quarterly to the Audit Committee in writing and submits a suitable progress report and summary of audit reports
- the department conducts an annual assessment of all risks relevant to the department and ensure that the department appropriately responds to risks identified
- mechanisms and systems are implemented by management for the prevention, detection of and responding to fraud, theft and other irregularities as well as material errors and wasteful practices relevant to the department
- the independence of the internal auditors is maintained
- a structured reporting line for Internal Audit is provided and facilitates the maintenance of the objectivity of the internal auditors.

Audit Committee members from 1 April 2016 to 31 March 2017

The table below discloses relevant information on the Audit Committee members:

Name	Qualifications	Internal or external	If internal, position in the department	Date appointed	Number of meetings attended (2016/17)
Ms ZP Manase	B Com B Compt Hons Higher Diploma in Tax CA (SA)	External (Chairperson)	Not applicable, external	1 September 2013 Contract extended from 1 September 2016 to 31 August 2017	Eight (8)
Mr M Mokono	B Proc, Diploma in Personnel and Training	External (Deputy Chairperson)	Not applicable, external	1 March 2013 to 31 August 2013. Reappointed from 1 September 2013. Contract extended from 1 September 2016 to 31 August 2017	Nine (9)
Dr MEC Moleki	PhD Thesis Med Thesis B Ed BA	External	Not applicable, external	1 September 2013 Contract extended from 1 September 2016 to 31 August 2017	Ten (10)
Mr WE Huma	B Proc LLB (Bachelor of Laws) LLM (Master of Laws) Graduate Diploma in Corporate Governance	External (also a Risk Committee Deputy Chairperson)	Not applicable, external	1 September 2013 Contract extended from 1 September 2016 to 31 August 2017	Nine (9)
Mr C Motau	B Com Higher Diploma in Computer Auditing Certificate in Information Technology Projects Management B Com Honours in Information Technology Master's in Business Leadership Master's in Information Technology	External	Not applicable, external	2007 to 2013 Reappointed from 1 September 2013 Contract extended from 1 September 2016 to 31 August 2017	Five (5)
Ms HN Masedi	B Compt B Compt Hons Higher Diploma in Computer Auditing M Com Computer Auditing	External	Not applicable, external	1 January 2016 Contract extended from 1 September 2016 to 31 August 2017	Nine (9)
Ms KG Mbonambi	B Com Accounting B Com Hons Certificate in Enterprise Risk Management	External	Not applicable, external	1 January 2016 Contract extended from 1 September 2016 to 31 August 2017	Nine (9)

12. AUDIT COMMITTEE REPORT

We are pleased to present our report for the financial year ended 31 March 2017.

Audit Committee responsibility

The Audit Committee reports that it has complied with its responsibilities arising from Section 38 (1) (a) (ii) of the Public Finance Management Act (PFMA), 1999 (Act 1 of 1999) and Treasury Regulations. The Audit Committee also reports that it has adopted appropriate formal terms of reference as its Audit Committee Charter, has regulated its affairs in compliance with this charter and has discharged all its responsibilities as contained therein, and that we have reviewed changes in accounting policies and practices.

Internal Audit

We are satisfied that the internal audit function is operating effectively and that it has addressed the risks pertinent to the department in its audits.

We have met with the Internal Audit during the year to ensure that the function is executed effectively and objectively (from management).

We are satisfied with the content and quality of quarterly reports prepared and issued by the internal auditors of the department during the year under review.

The effectiveness of internal control

Our review of the findings of the Internal Audit work, which was based

on the risk assessments conducted in the department revealed certain weaknesses, which were then raised with the department.

The following internal audit work was completed during the year under review:

- compliance audits
- special audits
- consultation and/or management requests
- information and communications technology (ICT) audits.

The committee acknowledges that improvements in certain areas have been noted in the implementation of and compliance with the system of internal controls. The quality of the implementation and execution of adequate control and work procedures have significantly improved, however, much still has to be done in the area of compliance with the laws and regulations.

Standardisation of understanding and implementation of uniform internal control standards remain a challenge in missions as this has been evident from reported instances of non-conformity with prescribed internal control and best practice.

The committee reviewed the strategic plan and annual plan of the department and monitored the quarterly reports on performance information. An improvement in performance information reporting

compliance at both Head Office and missions has been noted. However, there are still challenges with the reliability of some of the reported performance information.

The systems of internal control were evaluated by both Internal Audit and the Auditor-General of South Africa (external auditor). The department has developed an Audit Findings Action Plan (for both internal and external audit findings) for the 2016/17 financial year. The action plan is based on audit recommendations. The committee will continuously monitor implementation of the recommendations.

The following were areas of concern:

- Limited ICT internal audit work performed due to a lack of ICT capacity within the Internal Audit function. The ICT capacity issue has since been addressed towards the end of the financial period.
- The Audit Committee is not satisfied that all findings from the previous financial year were addressed adequately; this was evidenced by the repeat audit findings in the management report from the Auditor-General.
- Challenges in managing and maintaining the Asset Register still persist even though to a lesser extent compared to the previous financial year.
- Supply Chain Management prescripts are still not being adhered to.

- There are still long outstanding payables (interdepartmental claims) not made within 30 days.
- There is still no improvement in compliance with the laws and regulations even though the committee has called for the reinforcement or monitoring of the consequences management through engaging with management to commit to taking actions and setting disciplinary processes within reasonable time frames to deal with all issues relating to non-compliance with the legislation in the department at all levels.

In-year management and monthly/quarterly report

We reviewed the in-year quarterly reports submitted together with the internal audit comments thereon.

We noted improvement in the content and quality of reports prepared and submitted by management.

The department has been reporting monthly and quarterly to the National Treasury as is required by the PFMA, 1999.

Evaluation of financial statements

The Audit Committee has:

- reviewed and discussed with the Auditor-General and the Accounting Officer the audited annual financial statements to be included in the report

- reviewed the Auditor-General's management letters and management's responses
- reviewed the accounting policies and practices
- reviewed significant adjustments resulting from the audit.

Auditor-General's report

We have reviewed the department's implementation plan for audit issues raised in the previous year and we are satisfied that the matters have been adequately resolved except for the following:

- compliance with laws and regulations.

The Audit Committee concurs and accepts the conclusions of the Auditor-General on the annual financial statements and is of the opinion that the audited annual financial statements be accepted and read together with the report of the Auditor-General.




Zodwa Manase
Chairperson of the Audit Committee
Department of International Relations and Cooperation
31 July 2017



PART D
HUMAN RESOURCE
MANAGEMENT

The children of any nation are its
future. A country, a
movement, a person that does not
value its youth and
children does not deserve its
future.

Oliver Reginald Tambo (1917 – 2017)



1. INTRODUCTION

The strategic objective of Human Resources (HR) is to implement effective HR management to ensure that adequate and sufficient skilled resources are in place and that performance is monitored.

2. OVERVIEW OF HUMAN RESOURCES

During the reporting period, the filling of posts was affected by the ceiling placed on the compensation of employees' budget by National Treasury. Therefore, only specific posts were targeted for filling, resulting in a deliberate reduction in the filling of vacancies. Despite this, the Department of International

Relations and Cooperation (DIRCO) still managed to reduce its vacancy rate to 9,09%, which is within the national minimum average rate of 10%.

The department furthermore embarked on a process to abolish/freeze non-critical posts, both at Head Office and abroad. This is being implemented through a staggered approach and will continue during the Medium Term Expenditure Framework period.

The provisions of the amended Public Service Regulations relating to performance management, which came into effect in August 2016, required moderations to be finalised

by the end of the calendar year, which necessitated improved internal processes. Consequently, there was substantial improvement in the rate of compliance, consistent with the applicable prescript on performance moderations and related procedures. The trends report on labour relations cases was used to sensitise managers about the significance of their role in processing grievances and misconduct cases. There is a noticeable improvement in the handling of labour relations cases within the stipulated time frames.

The department continued to provide health and wellness services to all employees and managers alike as

well as their family members at Head Office and missions. This is consistent with the Department of Public Service and Administration Framework and the Mission Support Programme. To this end, Employee Health and Wellness (EHW) practitioners have provided services to a total of 554 officials and family members who were referred to EHW during the reporting period.

EHW also provided primary health and pre-travel medical services to DIRCO employees and managers through the On-Site Occupational Health Clinic. During the reporting period, an average of 673 DIRCO officials utilised the On-Site Clinic services.

3. HUMAN RESOURCE OVERSIGHT STATISTICS

3.1 Personnel-related expenditure

The following tables summarise the final audited personnel-related expenditure by programme and by salary bands. In particular, it provides an indication of the following:

- amount spent on personnel
- amount spent on salaries, overtime, home-owner's allowances (HOAs) and medical aid.

Table 3.1.1 Personnel expenditure by programme for the period 1 April 2016 to 31 March 2017

Programme	Total expenditure (R'000)	Personnel expenditure (R'000)	Training expenditure (R'000)	Professional and special services expenditure (R'000)	Personnel expenditure as a % of total expenditure	Average personnel cost per employee (R'000)
Programme 1	1 544 797	401 806	5879	309	26	511.9
Programme 2	3 742 891	2 245 215	75	1569	60	901.3
Programme 3	462 943	311 490	70	-	67	964.4
Programme 4	271 913	157 114	-	-	57.8	486.4
Total	6 022 544	3 115 625	6 024	1878	51.7	794.4

NOTE: The amounts reflected under personnel expenditure indicated in programmes 2 and 3 include the personnel expenditure for Locally Recruited Personnel (LRP) (1 702) employed in missions. The amounts reflected under personnel expenditure in Programme 1 includes the personnel expenditure for 59 interns.

Table 3.1.2 Personnel costs by salary band for the period 1 April 2016 to 31 March 2017

Expenditure	Personnel expenditure (R'000)	% of total personnel cost	No of employees (incl LRPs) on 31 March 2017	Average personnel cost per employee (R'000)
Total	3 115 625	51.7	3 922	794.4

NOTE: PERSAL and BAS systems could not provide figures by salary bands, hence the information is provided for the entire personnel expenditure.

Table 3.1.3 Salaries, overtime, HOA and medical aid by programme for the period 1 April 2016 to 31 March 2017

Programme	Salaries		Overtime		HOA		Medical aid	
	Amount (R'000)	Salaries as a % of personnel costs	Amount (R'000)	Overtime as a % of personnel costs	Amount (R'000)	HOA as a % of personnel costs	Amount (R'000)	Medical aid as a % of personnel costs
Programme 1	266 785	66.4	18 888	4.7	8 122	2.0	15 247	3.8
Programme 2	416 788	18.6	10 078	0.4	5 589	0.2	69 225	3.1
Programme 3	97 604	31.3	1 858	0.6	1 585	0.5	7 361	2.4
Programme 4	105 752	67.3	8 653	5.5	3 417	2.2	7 276	4.6
Total	886 929	28.5	39 477	1.3	18 713	0.6	99 109	3.2

Table 3.1.4 Salaries, overtime, HOA and medical aid by salary band for the period 1 April 2016 to 31 March 2017

NOTE: PERSAL and BAS systems could not provide the expenditure by salary band.

3.2 Employment and vacancies

The tables in this section summarise the position with regard to employment and vacancies.

The following tables summarise the number of posts on the establishment, the number of employees, the vacancy rate and whether there are any staff who are additional to the establishment.

This information is presented in terms of three key variables:

- programme
- salary band
- critical occupations.

Table 3.2.1 Employment and vacancies by programme as on 31 March 2017

Programme	Number of posts on approved establishment on 31 March 2017	Number of posts filled on 31 March 2017 (Including three political office bearers (POBs) and employees additional)	Vacancy rate	Number of employees additional to the establishment
Programme 1	865	785	9.2	29
Programme 2	976	911	6.7	0
Programme 3	234	201	14.1	2
Programme 4	367	323	12.0	0
Total	2 442	2 220	9.09	31

NOTE: The three POBs and 31 employees reflected as additional to the establishment are included in the total number of posts filled (2 220). The employees reflected as additional to the establishment include, among others, those employees on unpaid leave in terms of the Ministry for Public Service and Administration (MPSA) Guidelines: Management of Spouses that will accompany employees designated to serve abroad, those seconded to international organisations in terms of the National Policy on the Secondment of South African Public Service Employees as well as Heads of Mission (HoM) in training prior to posting.

Table 3.2.2 Employment and vacancies by salary band as on 31 March 2017

Salary band	Number of posts on approved establishment on 31 March 2017	Number of posts filled on 31 March 2017 (Included employees additional)	Vacancy Rate	Number of employees additional to the establishment
Lower skilled (1-2)	0	0	0	0
Skilled (3-5)	155	139	10.3	0
Highly skilled production (6-8)	764	725	5.1	5
Highly skilled supervision (9-12)	1 229	1 088	11.5	14
Senior management (13-16)	291	265	8.9	12
POBs	3	3	0	0
Total	2 442	2 220	9.09	31

Table 3.2.3 Employment and vacancies by critical occupations as on 31 March 2017

Critical occupation	Number of posts on approved establishment on 31 March 2017	Number of posts filled on 31 March 2017 (Included employees additional)	Vacancy rate	Number of employees additional to the establishment
HoM	119	104	12.6	0
Diplomatic Corps	604	586	3.0	2
Senior Management Service (SMS): Head Office	153	141	7.8	12
POBs	3	3	0	0
Total	882	834	5.4	14

Filling of SMS posts

The tables in this section provide information on employment and vacancies as it relates to members of the SMS by salary level. It also provides information on advertising and filling of SMS posts, reasons for not complying with prescribed time frames and disciplinary steps taken.

Table 3.3.1 SMS post information as on 31 March 2017

SMS level	Total number of funded SMS posts on 31 March 2017	Total number of SMS posts filled on 31 March 2017	% of SMS posts filled	Total number of SMS posts vacant	% of SMS posts vacant
Director-General	1	0	0	1	100
Salary Level 15	10	10	100	0	0
Salary Level 14	54	53	98.1	1	1.9
Salary Level 13	225	201	89.3	24	10.7
Total	290	264	91	26	9

NOTE: The three POBs and one special adviser are excluded.

Table 3.3.2 SMS post information as on 30 September 2016

SMS Level	Total number of funded SMS posts	Total number of SMS posts filled on 30 September 2016	% of SMS posts filled	Total number of SMS posts vacant	% of SMS posts vacant
Director-General	1	0	0	1	100
Salary Level 15	10	9	90	1	10
Salary Level 14	54	50	93	4	7
Salary Level 13	223	187	84	36	16
Total	288	246	85	42	15

NOTE: The three POBs and one special adviser are excluded.

Table 3.3.3 Advertising and filling of SMS posts for the period 1 April 2016 to 31 March 2017

SMS Level	Advertising	Filling of posts	
	Number of vacancies per level advertised in six months of becoming vacant	Number of vacancies per level filled in six months of becoming vacant	Number of vacancies per level not filled in six months but filled in 12 months
Director-General	1	1	0
Salary Level 16	0	0	0
Salary Level 15	0	0	0
Salary Level 14	1	0	0
Salary Level 13	12	0	2
Total	14	1	2

Table 3.3.4 Reasons for not having complied with the filling of funded vacant SMS – Advertised within six months and filled within 12 months after becoming vacant for the period 1 April 2016 to 31 March 2017

Reasons for vacancies not advertised within six months
Due to the ceiling placed on the compensation of employees' budget, the department slowed down the advertising and filling of vacancies, which resulted in vacant posts not being advertised within the six-month period after becoming vacant.
Reasons for vacancies not filled within 12 months
The filling of posts was affected by the ceiling placed on the compensation of employees' budget by National Treasury, therefore only specific posts were targeted for filling, resulting in a deliberate reduction in the filling of vacancies. Despite this, the department still managed to reduce its vacancy rate to 9.09%, which is within the national minimum average rate of 10%.

Table 3.3.5 Disciplinary steps taken for not complying with the prescribed time frames for filling SMS posts within 12 months for the period 1 April 2016 to 31 March 2017

Reasons for vacancies not advertised within six months
No disciplinary steps taken as the reason for vacancies not advertised was not due to negligence, but factors cited in Table 3.3.4.
Reasons for vacancies not filled within 12 months
Same as Table 3.3.5

3.4 Job evaluation

Within a nationally determined framework, executing authorities may evaluate or re-evaluate any job in their organisations. In terms of the regulations, all vacancies on salary levels 9 and higher must be evaluated before they are filled. The following table summarises the number of jobs that were evaluated during the year under review. The table also provides statistics on the number of posts that were upgraded or downgraded.

Table 3.4.1 Job evaluation by salary band for the period 1 April 2016 to 31 March 2017

Salary band	Number of posts on approved establishment as on 1 April 2016	Number of jobs evaluated	% of posts evaluated by salary bands	Posts upgraded		Posts downgraded	
				Number	% of posts evaluated	Number	% of posts evaluated
Lower skilled (Levels 1-2)	0	0	0	0	0	0	0
Skilled (Levels 3-5)	236	0	0	0	0	0	0
Highly skilled production (Levels 6-8)	769	0	0	0	0	0	0
Highly skilled supervision (Levels 9-12)	1 255	45	3.6	0	0	0	0
Senior Management Service Band A	233	1	0.4	0	0	0	0
Senior Management Service Band B	57	0	0	0	0	0	0
Senior Management Service Band C	10	0	0	0	0	0	0
Senior Management Service Band D	1	1	100	0	0	0	0
Total	2 561	47	1.8	0	0	0	0

NOTE: The three POBs are excluded.

The following table provides a summary of the number of employees whose positions were upgraded due to their post being upgraded. The number of employees might differ from the number of posts upgraded since not all employees are automatically absorbed into the new posts and some of the posts upgraded could also be vacant.

Table 3.4.2 Profile of employees whose positions were upgraded due to their posts being upgraded for the period 1 April 2016 to 31 March 2017

Gender	African	Asian	Coloured	White	Total
Female	0	0	0	0	0
Male	0	0	0	0	0
Total	0	0	0	0	0

Employees with a disability	0
-----------------------------	----------

The following table summarises the number of cases where remuneration bands exceeded the grade determined by job evaluation. Reasons for the deviation are provided in each case.

Table 3.4.3 Employees with salary levels higher than those determined by job evaluation by occupation for the period 1 April 2016 to 31 March 2017

Total number of employees whose salaries exceeded the level determined by job evaluation	None
---	------

The following table summarises the beneficiaries of the above in terms of race, gender, and disability.

Table 3.4.4 Profile of employees who have salary levels higher than those determined by job evaluation for the period 1 April 2016 to 31 March 2017

Total number of employees whose salaries exceeded the grades determine by job evaluation	None
---	------

3.5 Employment changes

This section provides information on changes in employment over the financial year. Turnover rates provide an indication of trends in the employment profile of the department. The following tables provide a summary of turnover rates by salary band and critical occupations (see definition in notes below).

Table 3.5.1 Annual turnover rates by salary band for the period 1 April 2016 to 31 March 2017

Salary band	Number of employees at beginning of period 1 April 2016	Appointments and transfers into the department	Terminations and transfers out of the department	Turnover rate %
Lower skilled (Levels 1-2)	0	0	0	0
Skilled (Levels 3-5)	225	4	13	5.8
Highly skilled production (Levels 6-8)	670	36	18	2.7
Highly skilled supervision (Levels 9-12)	1 054	17	36	3.4
Senior Management Service Bands A	130	10	8	6.2
Senior Management Service Bands B	48	1	2	4.2
Senior Management Service Bands C	19	0	1	5.3
Senior Management Service Bands D	4	0	1	25
Contracts	83	7	10	12
Total	2 233	75	89	4

NOTE: The following terminations are NOT included in the numbers of terminations above: four interns, 40 cadets and two special envoys. The appointments of 63 interns are not included.

Table 3.5.2 Annual turnover rates by critical occupation for the period 1 April 2016 to 31 March 2017

Critical occupation	Number of employees at beginning of 1 April 2016	Appointments and transfers into the department	Terminations and transfers out of the department	Turnover rate %
POBs	3	0	0	0
HoM	120	3	18	15
Diplomatic Corps	613	0	3	0.5
SMS (Head Office)	121	11	4	3.3
Special Adviser	1	-	0	0
Total	858	14	25	2.9

The table below identifies the major reasons why staff left the department.

Table 3.5.3 Reasons why staff left the department for the period 1 April 2016 to 31 March 2017

Termination type	Number	% of total resignations
Death	9	10.1
Resignation	37	41.6
Expiry of contract	10	11.2
Dismissal – operational changes	0	0
Dismissal – misconduct	1	1.1
Dismissal – inefficiency	0	0
Discharged due to ill-health	1	1.1
Retirement	27	30.3
Transfer to other public service departments	4	4.5
Other	0	0
Total	89	100
Total number of employees who left as a % of total employment (2 220)	89	4

NOTE: The following terminations are NOT included in the numbers of terminations above: four interns, 40 cadets and two special envoys.

Table 3.5.4 Promotions by critical occupation for the period 1 April 2016 to 31 March 2017

Occupation	Employees 1 April 2016	Promotions to another salary level	Salary level promotions as a % of employees by occupation	Progressions to another notch within a salary level	Notch progression as a % of employees by occupation
HoM	120	0	0	0	0
Diplomatic Corps	613	0	0	0	0
SMS (Head Office)	125	12	10	0	0
Total	858	12	1.4	0	0

NOTE: The three POBs and the special adviser are included as SMS.

Notch progression: The 2016/17 performance cycle moderations did not yet take place. Pay progressions in respect of this cycle will only be payable from 1 July 2017.

Table 3.5.5 Promotions by salary band for the period 1 April 2016 to 31 March 2017

Salary band	Employees 1 April 2016	Promotions to another salary level	Salary band promotions as a % of employees by salary level	Progressions to another notch within a salary level	Notch progression as a % of employees by salary bands
Lower skilled (Levels 1-2)	0	0	0	0	0
Skilled (Levels 3-5)	227	0	0	180	79
Highly skilled production (Levels 6-8)	671	62	12	576	86
Highly skilled supervision (Levels 9-12)	1 063	42	4	773	73
Senior Management (Level 13-16)	272	12	4	144	53
Total	2 233	116	6	1 673	75

NOTE: The three POBs are included as SMS.

3.6. Employment equity

Table 3.6.1 Total number of employees (including employees with disabilities) in each of the following occupational categories as on 31 March 2017

Occupational category	Male				Female				Total
	African	Coloured	Indian	White	African	Coloured	Indian	White	
Legislators, senior officials and managers	266	24	31	61	211	17	21	44	675
Professionals	95	5	5	11	119	3	2	23	263
Technicians and associate professionals	177	23	13	87	261	19	18	119	717
Clerks	104	2	2	2	308	18	4	19	459
Service and sales workers	49	4	0	3	59	0	0	1	116
Skilled agriculture and fishery workers	0	0	0	0	0	0	0	0	0
Craft and related trades workers	0	0	0	0	0	0	0	0	0
Plant and machine operators and assemblers	21	2	0	0	0	0	0	0	23
Elementary occupations	11	0	0	0	4	1	0	0	16
Total	723	60	51	164	962	58	45	206	2 269
Employees with disabilities	11	1	1	7	5	1	0	6	32

NOTE: The numbers above include 59 interns. The three POBs, special adviser and six secondments are excluded.

Table 3.6.2 Total number of employees (including employees with disabilities) in each of the following occupational bands as on 31 March 2017

Occupational band	Male				Female				Total as at 31 March 2017
	African	Coloured	Indian	White	African	Coloured	Indian	White	
Top management	10	0	2	0	6	0	0	0	19
Senior management	90	12	15	27	81	8	2	19	254
Professionally qualified and experienced specialists and mid-management	330	34	29	129	326	24	34	142	1 048
Skilled technical and academically qualified workers, junior management, supervisors, foremen and women and superintendents	200	11	5	8	421	25	9	45	724
Semi-skilled and discretionary decision-making	72	3	0	0	90	1	0	0	166
Unskilled and defined decision- making	21	0	0	0	38	0	0	0	59
Total	723	60	51	164	962	58	45	206	2 269

NOTE: The numbers above include 59 interns.

The three POBs, special adviser and six secondments are excluded.

Table 3.6.3 Recruitment for the period 1 April 2016 to 31 March 2017

Occupational band	Male				Female				Total
	African	Coloured	Indian	White	African	Coloured	Indian	White	
Top management	0	0	0	0	0	0	0	0	0
Senior management	4	0	0	0	6	0	0	1	11
Professionally qualified and experienced specialists and mid-management	5	0	0	1	9	0	0	2	17
Skilled technical and academically qualified workers, junior management, supervisors, foremen and women and superintendents	11	1	0	0	21	0	0	3	36
Semi-skilled and discretionary decision-making	4	0	0	0	0	0	0	0	4
Unskilled and defined decision-making	0	0	0	0	0	0	0	0	0
Total	24	1	0	1	36	0	0	6	68
Employees with disabilities	0	0	0	0	0	0	0	0	0

Table 3.6.4 Promotions for the period 1 April 2016 to 31 March 2017

Occupational band	Male				Female				Total
	African	Coloured	Indian	White	African	Coloured	Indian	White	
Top management	0	0	0	0	0	0	0	0	0
Senior management	3	1	0	2	4	0	1	1	12
Professionally qualified and experienced specialists and mid-management	11	4	1	3	20	1	1	1	42
Skilled technical and academically qualified workers, junior management, supervisors, foremen and women and superintendents	14	0	0	0	47	1	0	0	62
Semi-skilled and discretionary decision-making	0	0	0	0	0	0	0	0	0
Unskilled and defined decision-making	0	0	0	0	0	0	0	0	0
Total	28	5	1	5	71	2	2	2	116
Employees with disabilities	1	0	0	0	0	0	0	1	2

Table 3.6.5 Terminations for the period 1 April 2016 to 31 March 2017

Occupational band	Male				Female				Total
	African	Coloured	Indian	White	African	Coloured	Indian	White	
Top management	2	0	0	0	0	0	0	0	2
Senior management	9	0	1	3	4	1	0	2	20
Professionally qualified and experienced specialists and mid-management	2	0	1	4	2	0	0	6	15
Skilled technical and academically qualified workers, junior management, supervisors, foremen and women and superintendents	5	0	1	2	4	0	0	9	21
Semi-skilled and discretionary decision-making	6	0	0	0	8	0	0	4	18
Unskilled and defined decision-making	4	0	0	0	9	0	0	0	13
Total	28	0	3	9	27	1	0	21	89
Employees with disabilities	0	0	0	0	0	0	0	0	0

NOTE: The following terminations are NOT included in the numbers of terminations above: four interns, 40 cadets and two special envoys.

Table 3.6.6 Disciplinary action for the period 1 April 2016 to 31 March 2017

Disciplinary action	Male				Female				Total
	African	Coloured	Indian	White	African	Coloured	Indian	White	
Correctional counselling	0	0	0	0	0	0	0	0	0
Verbal warning	2	0	0	0	1	0	0	0	3
Written warning	0	0	0	0	0	0	0	0	0
Final written warning	6	1	0	0	0	0	0	0	7
Suspended without pay	1	0	0	0	0	0	0	0	1
Fine	0	0	0	0	0	0	0	0	0
Demotion	0	0	0	0	1	0	0	0	1
Dismissal	0	0	0	0	0	0	0	0	0
Case withdrawn	0	0	0	1	0	0	0	0	1
Pending	0	0	0	0	0	0	0	0	0
Total	9	1	0	1	2	0	0	0	13

NOTE: The total number of misconduct cases handled for the said period is 12 and one case had two sanctions, three months' suspension without pay and final written warning, hence the total above is 13.

Table 3.6.7 Skills development for the period 1 April 2016 to 31 March 2017

Occupational category	Male				Female				Total
	African	Coloured	Indian	White	African	Coloured	Indian	White	
Legislators, senior officials and managers	163	13	12	48	258	16	19	45	574
Professionals	4	0	0	0	4	0	0	0	8
Technicians and associate professionals	6	0	0	0	3	1	1	0	11
Clerks	117	3	2	6	275	5	3	19	430
Service and sales workers	3	0	0	0	7	0	0	0	10
Skilled agriculture and fishery workers	0	0	0	0	0	0	0	0	0
Craft and related trades workers	0	0	0	0	0	0	0	0	0
Plant and machine operators and assemblers	0	0	0	0	0	0	0	0	0
Elementary occupations	0	0	0	0	0	0	0	0	0
Total	293	16	14	54	547	22	23	64	1 033
Employees with disabilities	5	1	0	2	8	1	0	5	22

a. Signing of performance agreements by SMS members

All members of the SMS must conclude and sign performance agreements within specific time frames. Information regarding the signing of performance agreements by SMS members, the reasons for not complying within the prescribed time frames and disciplinary steps taken is presented here.

Table 3.7.1 Signing of performance agreements by SMS members as on 31 May 2016

SMS Level	Total number of funded SMS posts	Total number of SMS members	Total number of signed performance agreements	Signed performance agreements as % of total number of SMS members
Director-General	1	1	1	100%
Salary Level 15	10	20*	17	85%
Salary Level 14	55	78*	64	82%
Salary Level 13	231	170	143	84%
Total	297	269	225	84%**

NOTE: The three POBs and one special adviser are excluded.

*The higher number of SMS members compared to the total number of funded SMS posts is as a result of the political appointees who are contract HoM, some of whom are former ministers.

** This percentage differs from what was reported in the first quarterly report in the Annual Performance Plan. The reason for the increased compliance percentage is that most of eligible SMS members who had missed the deadline, subsequently had their late submission condoned by the relevant authority. Consequently, their performance agreements were filed and counted as compliant before the end of the financial year.

Table 3.7.2 Reasons for not having concluded performance agreements for all SMS members as on 31 May 2017

Reasons
Some managers were on diplomatic training during the period of contracting. Therefore, they were not eligible to submit performance agreement although they were included in the total number of SMS members. However, at the end of the performance cycle, all eligible SMS members had complied after providing reasons for late submission of performance agreements.

Table 3.7.3 Disciplinary steps taken against SMS members for not having concluded performance agreements as on 31 May 2017

Reasons
Progressive discipline was meted out on some of the eligible SMS members who had submitted motivations for condonation of late filing, but whose reasons were unacceptable.

3.8 Performance rewards

To encourage good performance, the department has granted the following performance rewards during the year under review. The information is presented in terms of race, gender, disability, salary bands and critical occupations (see definition in notes below).

Table 3.8.1 Performance rewards by race, gender and disability for the period 1 April 2015 and 31 March 2016

Race and Gender	Beneficiary profile			Cost	
	Number of beneficiaries	Number of employees on 1 April 2015	% of total within group	Cost	Average cost per employee
African					
Male	73	721	10	R1 553 486.15	R21 280.70
Female	97	925	10.5	R1 998 931.33	R20 607.50
Asian					
Male	3	52	5.8	R78 131.95	R26 043.90
Female	3	46	6.5	R103 728.60	R34 576.20
Coloured					
Male	8	57	14	R178 557.09	R22 319.64
Female	6	55	10.9	R140 575.53	R23 429.25
White					
Male	15	178	8	R613 454.70	R40 896.98
Female	39	228	17	R1 164 308.21	R29 854.05
Total	244	2 262	10.8	R5 831 173.38	R23 898.25

NOTE: The three POBs and one special adviser are excluded.

Table 3.8.2 Performance rewards by salary band for personnel below SMS for the period 1 April 2015 and 31 March 2016

Salary band	Beneficiary profile			Cost		Total cost as a % of the total personnel expenditure
	Number of beneficiarie	Number of employees 1 April 2015	% of total within salary band	Total cost	Average cost per employee	
Lower skilled (Levels 1-2)	0	2	0	0	0	0
Skilled (Levels 3-5)	45	244	18.4	R431 959.57	R9 599.10	9
Highly skilled production (Levels 6-8)	70	706	9.9	R1 099 823.22	R15 711.76	21
Highly skilled supervision (Levels 9-12)	119	1056	11.3	R3 553 104.55	R29 858.02	70
Total	234	2008	11.7	R5 084 887.34	R21 730.29	100

NOTE: The three POBs and one special adviser are excluded.

Table 3.8.3 Performance rewards by critical occupation for the period 1 April 2015 and 31 March 2016

Critical occupation	Beneficiary profile			Cost	
	Number of beneficiaries	Number of employees 1 April 2015	% of total within occupation	Total cost	Average cost per employee
HoM	0	112	0%	0	0
Diplomatic Corps	0	579	0%	0	0
SMS (Head Office)	10	131	7.6%	R 614 088.39	R 61 408.84
Total	10	822	1.2%	R 614 088.39	R 61 408.84

NOTE: The three POBs and one special adviser are excluded.

Table 3.8.4 Performance-related rewards (cash bonus), by salary band for SMS for the period 1 April 2015 and 31 March 2016

Salary band	Beneficiary profile			Cost		Total cost as a % of the total personnel expenditure
	Number of beneficiaries	Number of employees on 1 April 2015	% of total within salary bands	Total cost	Average cost per employee	
Band A	4	213	1.9	R183 433.20	R45 858.30	34%
Band B	2	55	3.6	R224 935.00	R112 467.50	42%
Band C	3	8	37.5	R125 457.93	R41 819.31	24%
Band D	0	1	0	0	0	0
Total	9	277	3.2	R533 826.13	R59 314.01	100%

NOTE: The three POBs and one special adviser are excluded.

3.9 Foreign workers

The tables below summarise the employment of foreign nationals in the department in terms of salary band and major occupation.

Table 3.9.1 Foreign workers by salary band for the period 1 April 2016 to 31 March 2017

Salary band	1 April 2016		31 March 2017		Change	
	Number	% of total	Number	% of total	Number	% Change
Lower skilled (LRP 1-2)	516	27	465	27	51	10.96
Skilled (LRP 3-5)	1091	58	971	57	119	12.24
Highly skilled supervision (LRP 6-8)	280	15	266	16	13	4.88
Total	1 887	100	1 702	100	183	10.75

NOTE: It should be noted that LRP employed by South African missions abroad do not reflect the salary levels 1-13 as per the Public Service Act, 1994, (Act 103 of 1994). LRP salary levels are from LRP 1 (lower skilled) to LRP 8 (highly skilled).

Table 3.9.2 Foreign workers by major occupation for the period 1 April 2016 to 31 March 2017

Major occupation	1 April 2016		31 March 2017		Change	
	Number	% of total	Number	% of total	Number	% Change
LRP1 - Cleaner, domestic worker and labourer	300	16	268	16	32	11.9
LRP 2 - Gardener, cleaning supervisor, watchman/woman, messenger and senior domestic worker	216	11	197	12	19	9.6
LRP 3 - Chauffeur, maintenance officer, head messenger, messenger/driver, senior storeman/woman, gate/night watchman/woman and mailing clerk	296	16	272	16	24	8.8
LRP 4 – Guard/receptionist, receptionist/telephonist/typist clerk (combination post), chauffeur/guard, registry clerk, assistant accounts clerk, assistant administrative clerk, assistant consular clerk, assistant immigration clerk, assistant library clerk, assistant personnel clerk and senior maintenance officer	185	10	164	10	21	12.8
LRP 5 - Secretary, special receptionist, social secretary, library clerk, immigration clerk, consular clerk, administrative clerk, accounts clerk, information clerk, personnel clerk and chief maintenance officer	610	32	535	31	75	14
LRP 6 - Senior secretary, immigration assistant, consular assistant, information assistant, personnel assistant, accountant, administrative officer, accountant/admin officer (combination post), librarian, translator, journalist, trade and information assistant and chief maintenance officer	250	13	241	14	9	3.7
LRP 7 - Information officer, senior administrative officer, senior accountant, journalist/translator and marketing officer (the dti)	30	1	25	1	5	20
LRP 8 - Senior marketing officer (the dti)	0	0	0	0	0	0
Total	1 887	100	1 702	100	183	10.75

3.10 Leave utilisation

The Public Service Commission identified the need for careful monitoring of sick leave within the Public Service. The following tables provide an indication of the use of sick leave and disability leave. In both cases, the estimated cost of the leave is also provided.

Table 3.10.1 Sick leave for the period 1 January 2016 to 31 December 2016

Salary band	Total days	% days with medical certification	Number of employees using sick leave	% of total employees using sick leave	Average days per employee	Estimated cost (R'000)
Lower skills (Levels 1-2)	0	0	0	0	0	0
Skilled (Levels 3-5)	1 440	61.94	208	11.47	6.92	1 125
Highly skilled production (Levels 6-8)	5 294	56.95	633	34.91	8.36	6 487
Highly skilled supervision (Levels 9-12)	6 485	57.69	827	45.62	7.84	15 413
Top and senior management (Levels 13-16)	1 193	61.02	145	8	8.23	4 507
Total	14 412	58.12	1 813	100	7.95	27 532

Table 3.10.2 Disability leave (temporary and permanent) for the period 1 January 2016 to 31 December 2016

Salary band	Total days	% days with medical certification	Number of employees using disability leave	% of total employees using disability leave	Average days per employee	Estimated cost (R'000)
Lower skilled (Levels 1-2)	0	0	0	0	0	0
Skilled (Levels 3-5)	171	100	4	10	42.75	129
Highly skilled production (Levels 6-8)	369	100	14	35	26.36	420
Highly skilled supervision (Levels 9-12)	919	100	17	42.5	54.06	2 432
Senior management (Levels 13-16)	146	100	5	12.5	29.20	350
Total	1 605	100	40	100	40.13	3 331

The table below summarises the utilisation of annual leave. The wage agreement concluded with trade unions in the Public Service Coordinating Bargaining Council in 2000 requires management of annual leave to prevent high levels of accrued leave being paid at the time of termination of service.

Table 3.10.3 Annual leave for the period 1 January 2016 to 31 December 2016

Salary band	Total days taken	Number of employees using annual leave	Average per employee
Lower skilled (Levels 1-2)	0	0	0
Skilled (Levels 3-5)	4 737	303	15.63
Highly skilled production (Levels 6-8)	15 629	798	19.59
Highly skilled supervision (Levels 9-12)	26 128	1 118	23.37
Senior management (Levels 13-16)	5 887	278	21.18
Total	52 381	2 497	20.98

Table 3.10.4 Capped leave for the period 1 January 2016 to 31 December 2016

Salary band	Total days of capped leave taken	Number of employees using capped leave	Average number of days taken per employee	Average capped leave per employee as on 31 December 2016
Lower skilled (Levels 1-2)	0	0	0	0
Skilled (Levels 3-5)	18	5	3.6	38.99
Highly skilled production (Levels 6-8)	109	21	5.19	36.2
Highly skilled supervision (Levels 9-12)	293	61	4.8	46.13
Senior management (Levels 13-16)	89	16	5.56	50.36
Total	509	103	4.94	44.23

The following table summarises payments made to employees as a result of leave that was not taken.

Table 3.10.5 Leave payouts for the period 1 April 2016 to 31 March 2017

Reason	Total amount (R'000)	Number of employees	Average per employee (R'000)
Leave payout for 2015/16 due to non-utilisation of leave for the previous cycle	1 335	62	22
Capped leave payouts on termination of service for 2016/17	7 497	119	63

Reason	Total amount (R'000)	Number of employees	Average per employee (R'000)
Current leave payout on termination of service for 2016/17	459	20	23
Total	9 291	201	46

HIV/AIDS and health-promotion programmes

Table 3.11.1 Steps taken to reduce the risk of occupational exposure

Units/categories of employees identified to be at high risk of contracting HIV and related diseases (if any)	Key steps taken to reduce the risk
There are no specific categories/units of employees at high risk of contracting HIV and related diseases	EHW organises three HIV awareness and HIV testing campaigns annually at Head Office and each at other DIRCO offices at OR Tambo and in Durban and Cape Town. During these events, employees are also educated about HIV/AIDS risk factors and the importance of HIV testing
Vulnerable officials transferred/posted to countries with higher HIV prevalence may be at a higher risk of contracting HIV	EHW includes aspects of HIV/AIDS in its pre-posting training programme for Mission Administration Course, Foreign Affairs Attaché Course, and Diplomatic Training groups

Table 3.11.2 Details of health-promotion and HIV/AIDS programmes (tick the applicable boxes and provide the required information)

Question	Yes	No	Details, if yes
1. Has the department designated a member of the SMS to implement the provisions contained in Part VI E of Chapter 1 of the Public Service Regulations, 2001? If so, provide her/his name and position.	X		Mr MS Teka, Director: Employee Health and Wellness (EHW)
2. Does the department have a dedicated unit or has it designated specific staff members to promote the health and well-being of your employees? If so, indicate the number of employees who are involved in this task and the annual budget that is available for this purpose	X		<p>The EHW Directorate is a dedicated unit</p> <p>The directorate has five health and wellness practitioners:</p> <ul style="list-style-type: none"> • two clinical psychologists • one industrial psychologist • two social workers. <p>There is also a sports/physical wellness coordinator and a Director (Clinical Psychologist)</p> <p>DIRCO has an On-Site Occupational Health Clinic, which is operated by a fully qualified (contracted) professional nurse with additional qualifications in Occupational Health and Travel Medicine</p> <p>Total Budget: R7 201 348 Compensation of employees: R5 540 556.00 Goods and services: R1 660 792.00</p>
3. Has the department introduced an Employee Assistance or Health-Promotion Programme for your employees? If so, indicate the key elements/services of this programme	X		<p>The department's Health-Promotion Programme comprises:</p> <ul style="list-style-type: none"> • Wellness Management • Health and Productivity Management • HIV, AIDS and TB Management • Safety Health Environment Risk and Quality Management • Mission Support Programme.

Question	Yes	No	Details, if yes
<p>4. Has the department established (a) committee(s) as contemplated in Part VI E.5 (e) of Chapter 1 of the Public Service Regulations, 2001? If so, please provide the names of the members of the committee and the stakeholder(s) that they represent</p>	X		<p>The department has established a sports council and occupational health and safety (OHS) committee</p> <p><u>Sports Council:</u> Mr P Moropene: Chairperson Mr B Mnisi: Secretary-General Ms N Hanxa: Deputy Secretary Ms T Kgomo: Treasurer Ms L Mokemane: Special Projects Ms M Lonkokile: PRO Mr E Lebea: Deputy PRO</p> <p><u>OHS Committee</u> Mr J Munro (OHS Chairperson) Ms M Mulaudzi (Acting Coordinator) Mr P Phaswana Ms I Kellerman Mr G Cambinda Mr M Mamabolo Mr A Phora Mr H Labuschagne Mr M Zali Mr L Matlala Mr J Anand Mr Govender Ms Y Ngobeni Mr M Hankusz Mr SP Mabena Mrs M Mautla Mr R Medhurst Ms T Mthombeni Ms O Harrington Ms L Maseko Ms L Dube-Buthelezi Mr E Sinthumule Ms MM Kgomo Mr J Shebu Mr B Mabeba Mr C Van Straten Organised labour representatives: Nehawu National Health Education and Allied Workers Union and Public Servants Association</p>
<p>5. Has the department reviewed its employment policies and practices to ensure that these do not unfairly discriminate against employees on the basis of their HIV status? If so, list the employment policies/practices so reviewed</p>	X		<p>The following policies are under review to ensure that the employees are not discriminated against on the basis of their HIV status and alignment with DPSA Framework:</p> <ul style="list-style-type: none"> • HIV/AIDS and TB Management Policy • Wellness Management Policy • Health and Productivity Management Policy • Safety Health Environment Risk and Quality Management Policy

Question	Yes	No	Details, if yes
6. Has the department introduced measures to protect HIV-positive employees or those perceived to be HIV-positive from discrimination? If so, list the key elements of these measures	X		<p>Employees are protected in line with the HIV/ AIDS and TB Management Policy and other policies, in conjunction with the Constitution, other legislative frameworks and prescripts relevant in the public sector</p> <p>The key element of protective measures are:</p> <ul style="list-style-type: none"> • educating managers on how to manage employees affected or infected by HIV • educating, counselling and supporting employees who are affected and infected regarding their rights, confidentiality and disclosing
7. Does the department encourage its employees to undergo Voluntary Counselling and Testing (VCT)? If so, list the results that you have achieved	X		<p>Employees are encouraged to consult the nurse at the On-Site Clinic for VCT, attend regular HCT Events and know their HIV status</p> <p>Number of employees tested for HIV in 2016/17:</p> <ul style="list-style-type: none"> • On-Site Clinic: 27 • May Candlelight: 52 • Wellness Days Event: 181 • World AIDS Day: 44 • State Protocol Lounges and Cape Office: 19 • GEMS Fitness Programme (HCT): 29 • Total: 352 employees took part in VCT during the 2016/17 financial year
8. Has the department developed measures/indicators to monitor and evaluate the impact of its health-promotion programme? If so, list these measures/indicators	X		<p>Measures/indications to monitor and evaluate impact of health-promotion programmes are as follows:</p> <ul style="list-style-type: none"> • the statistics on the utilisation of sick leave and temporary incapacity leave • feedback from EWC group interventions (training and post-posting debriefing) • number of employees who utilise the services of the Professional Health Nurse at the Clinic and employee wellness practitioners • number of employees who participate in our massified health screening events

10. Labour relations

Table 3.12.1 Collective agreements for the period 1 April 2016 to 31 March 2017

Total number of collective agreements	None
--	-------------

The following table summarises the outcome of disciplinary hearings conducted within the department in the year under review.

Table 3.12.2 Misconduct and disciplinary hearings finalised for the period 1 April 2016 to 31 March 2017

Outcomes of disciplinary hearings	Number	% of total
Correctional counselling	0	0%
Verbal warning	3	23%
Written warning	0	0%
Final written warning	7	53.9%
Suspended without pay	1	7.7%
Fine	0	0%
Demotion	1	7.7%
Dismissal	0	0%
Not guilty	0	0%
Case withdrawn	1	7.7%
Total	13	100%

NOTE: The total number of misconduct cases handled for the said period is 12. One case had two sanctions, hence the total above is 13.

Table 3.12.3 Types of misconduct addressed at disciplinary hearings for the period 1 April 2016 to 31 March 2017

Type of misconduct	Number	% of total
Dishonesty (Plagiarism)	8	80%
Negligence and drunk driving	1	10%
Contravention of delegation 2.2 of the Financial Delegation Authority guidelines	1	10%
Total	10	100%

Table 3.12.4 Grievances logged for the period 1 April 2016 to 31 March 2017

Grievances	Number	% of total
Number of grievances resolved	16	94%
Number of grievances not resolved	1	6%
Total number of grievances lodged	17	100%

Table 3.12.5 Disputes logged with councils for the period 1 April 2016 to 31 March 2017

Disputes	Number	% of total
Number of disputes upheld	1	10%
Number of disputes dismissed	2	20%
Number of disputes pending	7	70%
Total number of disputes lodged	10	100%

Table 3.12.6 Strike actions for the period 1 April 2016 to 31 March 2017

Total number of persons working days lost	0
Total costs working days lost	0
Amount recovered as a result of no work no pay (R'000)	0

Table 3.12.7 Precautionary suspensions for the period 1 April 2016 to 31 March 2017

Number of people suspended	0
Number of people whose suspension exceeded 30 days	0
Average number of days suspended	0
Cost of suspension (R'000)	0

6. Skills development

This section highlights the efforts of the department with regard to skills development.

Table 3.13.1 Training needs identified for the period 1 April 2016 to 31 March 2017

Occupational category	Gender	Number of employees as at 1 April 2016	Training needs identified at start of the reporting period			
			Learnerships	Skills programmes and other short courses	Other forms of training	Total
Legislators, senior officials and managers	Female	308	1	321	17	338
	Male	403	0	219	17	236
Professionals	Female	142	0	4	0	4
	Male	109	0	3	1	4
Technicians and associate professionals	Female	430	0	5	0	5
	Male	308	0	6	0	6
Clerks	Female	332	6	238	58	302
	Male	101	0	98	30	128
Service and sales workers	Female	66	5	1	1	7
	Male	61	3	0	0	3
Skilled agriculture and fishery workers	Female	0	0	0	0	0
	Male	0	0	0	0	0
Craft and related trades workers	Female	0	0	0	0	0
	Male	0	0	0	0	0
Plant and machine operators and assemblers	Female	0	0	0	0	0
	Male	21	0	0	0	0
Elementary occupations	Female	5	0	0	0	0
	Male	11	0	0	0	0
Subtotal	Female	1 283	12	569	76	656
	Male	1 014	3	326	48	377
Total		2 297	15	893	124	1 033

NOTE: The numbers above include the three POBs, 40 cadets and 24 interns.

Table 3.13.2 Training provided for the period 1 April 2016 to 31 March 2017

Occupational category	Gender	Number of employees as at 1 April 2016	Training provided within the reporting period			
			Learnerships	Skills programmes and other short courses	Other forms of training	Total
Legislators, senior officials and managers	Female	308	0	45	0	45
	Male	403	0	39	0	39
Professionals	Female	142	0	340	0	340
	Male	109	0	193	0	193
Technicians and associate professionals	Female	430	0	0	0	0
	Male	308	0	0	0	0
Clerks	Female	332	0	205	10	215
	Male	101	0	137	5	142
Service and sales workers	Female	66	0	0	0	0
	Male	61	0	0	0	0
Skilled agriculture and fishery workers	Female	0	0	0	0	0
	Male	0	0	0	0	0
Craft and related trades workers	Female	0	0	0	0	0
	Male	0	0	0	0	0
Plant and machine operators and assemblers	Female	0	0	0	0	0
	Male	21	0	0	0	0
Elementary occupations	Female	5	0	0	0	0
	Male	11	0	0	0	0
Subtotal	Female	1 283	0	590	10	600
	Male	1 014	0	369	5	374
Total		2 297	0	959	15	974

NOTE: The numbers above include the three political office bearers and 40 cadets and 24 interns.

7. INJURY ON DUTY

The following tables provide basic information on injury on duty.

Table 3.14.1 Injury on duty for the period 1 April 2016 to 31 March 2017

Nature of injury on duty	Number	% of total
Required basic medical attention only	1	100
Temporary total disablement	0	0
Permanent disablement	0	0
Fatal	0	0
Total	1	100

3.15 Utilisation of consultants

The following tables relate information on the utilisation of consultants in the department. In terms of the Public Service Regulations, "consultant" means a natural or juristic person or a partnership who or which provides in terms of a specific contract on an ad hoc basis any of the following professional services to a department against remuneration received from any source:

- the rendering of expert advice
- the drafting of proposals for the execution of specific tasks
- the execution of a specific task which is of a technical or intellectual nature, but excludes an employee of a department.

Table 3.15.1 Report on consultant appointments using appropriated funds for the period 1 April 2016 to 31 March 2017

Project title	Total number of consultants that worked on project	Duration (work days)	Contract value in Rand
The Hague: Refurbishment of the Chancery and Official Residence. Building Expert Appointed to advise on the way forward	One consultant appointed: De Bezaan	7 days	R236 030,43
Dar es Salaam: Construction of a Chancery	Contractor: Holtan East Africa	855 days	R81 174 144,13
Dar es Salaam: Construction of a Chancery	The following four consultants were appointed: <ul style="list-style-type: none"> • Architects: Consultium Project Planning & Management • Quantity Surveyors: Klopper Molefe Associates • Civil and Structural Engineers: Worley Parsons • Electrical & Mechanical Engineers: George Barbic & Associates 	3 104 days	R11 647 802,67
Lilongwe: Construction of a Chancery and Three Staff Residences	Contractor: SR Nicholas	863 days	R98 941 248,04
Lilongwe: Construction of a Chancery and Three Staff Residences	The following four consultants were appointed: <ul style="list-style-type: none"> • Architects: Aziz Tayob Architects • Quantity Surveyors: QS Consult Africa • Civil and Structural Engineers: BVI Consulting Engineers • Electrical and Mechanical Engineers: Worley Parsons 	3 014 days	R10 245 372,12

3.16 Severance packages

Table 3.16.1 Granting of employee initiated severance packages for the period 1 April 2016 to 31 March 2017


Salary band	Number of applications received	Number of applications referred to the MPSA	Number of applications supported by MPSA	Number of packages approved by department
Lower skilled (Levels 1-2)	0	0	0	0
Skilled (Levels 3-5)	0	0	0	0
Highly skilled production (Levels 6-8)	0	0	0	0
Highly skilled supervision (Levels 9-12)	0	0	0	0
Senior management (Levels 13-16)	0	0	0	0
Total	0	0	0	0



PART E
FINANCIAL INFORMATION

“The fight for freedom must go on until it is won; until our country is free and happy and peaceful as part of the community of man, we cannot rest.”

Oliver Reginald Tambo (1917 – 2017)





CONTENTS



TABLE OF CONTENTS

REPORT OF THE AUDITOR-GENERAL	172
APPROPRIATION STATEMENT	176
NOTES TO THE APPROPRIATION STATEMENT	192
STATEMENT OF FINANCIAL PERFORMANCE	194
STATEMENT OF FINANCIAL POSITION	195
STATEMENT OF CHANGES IN NET ASSETS	196
CASH FLOW STATEMENT	197
NOTES TO THE ANNUAL FINANCIAL STATEMENTS (INCLUDING ACCOUNTING POLICIES)	198
ANNEXURES	254

Report of the auditor-general to Parliament on vote no. 6: Department of International Relations and Cooperation

Report on the audit of the financial statements

Opinion

1. I have audited the financial statements of the Department of International Relations and Cooperation set out on pages 176 to 253, which comprise the appropriation statement, the statement of financial position as at 31 March 2017, the statement of financial performance, statement of changes in net assets, cash flow statement for the year then ended, as well as the notes to the financial statements, including a summary of significant accounting policies.
2. In my opinion, the financial statements present fairly, in all material respects, the financial position of the Department of International Relations and Cooperation as at 31 March 2017, and its financial performance and cash flows for the year then ended in accordance with the Modified Cash Standard (MCS) prescribed by National Treasury and the requirements of the Public Finance Management Act of South Africa, 1999 (Act No. 1 of 1999) (PFMA).

Basis for opinion

3. I conducted my audit in accordance with the International Standards on Auditing (ISAs). My responsibilities under those standards are further described in the auditor-general's responsibilities for the audit of the financial statements section of my report.
4. I am independent of the department in accordance with the International Ethics Standards Board for Accountants' Code of ethics for professional accountants (IESBA code) and the ethical requirements that are relevant to my audit in South Africa. I have fulfilled my other ethical responsibilities in accordance with these requirements and the IESBA code.
5. I believe that the audit evidence I have obtained is sufficient and appropriate to provide a basis for my opinion.

Emphasis of matters

6. I draw attention to the matters below. My opinion is not modified in respect of these matters.

Restatement of corresponding figures

7. As disclosed in notes 39.3 and 39.4 to the financial statements, the corresponding figures for 31 March 2016 have been restated as a result of errors in the financial statements of the department at, and for the year ended, 31 March 2017.

Irregular expenditure

8. As disclosed in note 31 to the financial statements, irregular expenditure to the amount of R785 091 000 was incurred, as proper tender processes had not been followed.

Responsibilities of accounting officer

9. The accounting officer is responsible for the preparation and fair presentation of the financial statements in accordance with the MCS and the requirements of the PFMA and for such internal control as the accounting officer determines is necessary to enable the preparation of financial statements that are free from material misstatement, whether due to fraud or error.
10. In preparing the financial statements, the accounting officer is responsible for assessing the Department of International Relations and Cooperation's ability to continue as a going concern, disclosing, as applicable, matters relating to going concern and using the going concern basis of accounting unless the accounting officer either intends to liquidate the department or cease operations, or has no realistic alternative but to do so.

Auditor-general's responsibilities for the audit of the financial statements

11. My objectives are to obtain reasonable assurance about whether the financial statements as a whole are free from material misstatement, whether due to fraud or error, and to issue an auditor's report that includes my opinion. Reasonable assurance is a high level of assurance, but is not a guarantee that an audit conducted in accordance with ISAs will always detect a material misstatement when it exists. Misstatements can arise from fraud or error and are considered material if, individually or in aggregate, they could reasonably be expected to influence the economic decisions of users taken on the basis of these financial statements.
12. A further description of my responsibilities for the audit of the financial statements is included in the annexure to the auditor's report.

Report on the audit of the annual performance report

Introduction and scope

13. In accordance with the Public Audit Act of South Africa, 2004 (Act No. 25 of 2004) (PAA) and the general notice issued in terms thereof, I have a responsibility to report material findings on the reported performance information against predetermined objectives for selected programmes presented in the annual performance report. I performed procedures to identify findings but not to gather evidence to express assurance.
14. My procedures address the reported performance information, which must be based on the department's approved performance planning documents. I have not evaluated the completeness and appropriateness of the performance indicators included in the planning documents. My procedures also did not extend to any disclosures or assertions relating to planned performance strategies and information in respect of future periods that may be included as part of the reported performance information. Accordingly, my findings do not extend to these matters.

15. I evaluated the usefulness and reliability of the reported performance information in accordance with the criteria developed from the performance management and reporting framework, as defined in the general notice, for the following selected programmes presented in the annual performance report of the department for the year ended 31 March 2017:

Programmes	Pages in the annual performance report
Programme 2 – international relations	48 – 76
Programme 3 – international cooperation	77 – 117
Programme 4 – public diplomacy and protocol services	118 – 126

16. I performed procedures to determine whether the reported performance information was properly presented and whether performance was consistent with the approved performance planning documents. I performed further procedures to determine whether the indicators and related targets were measurable and relevant, and assessed the reliability of the reported performance information to determine whether it was valid, accurate and complete.
17. The material findings in respect of the usefulness and reliability of the selected programmes are as follows:

Programme 4 – Public diplomacy and protocol services

Percentage of requests for protocol services responded to according to the Service Delivery Charter

18. I was unable to obtain sufficient appropriate audit evidence for the reported achievement of one of the targets. This was due to limitations placed on the scope of my work. I was unable to obtain sufficient appropriate audit evidence that the person was facilitated in the State Protocol Lounge to verify validity and accuracy. It was not possible to trace the number reported as achieved in the annual performance report to the supporting schedules or listings provided, because the supporting records submitted to support the statistics were haphazardly placed in folders that were indistinguishable. I was unable to confirm the reported achievement by alternative means. Consequently, I was unable to determine whether any adjustments were required to the reported achievement of 100%.

Percentage of requests for consular assistance responded to as per the Service Delivery Charter

19. I was unable to obtain sufficient appropriate audit evidence for the reported achievement of one of the targets. This was due to limitations placed on the scope of my work. I was unable to obtain sufficient appropriate audit evidence as some of the listings provided to support the achievements had missing data and could not be traced to supporting evidence to verify validity and accuracy. Supporting documents for requests and responses could not be traced

to listings for completeness as no such listings were kept. I was unable to confirm the reported achievement by alternative means. Consequently, I was unable to determine whether any adjustments were required to the reported achievement of 100%.

20. I did not identify any material findings on the usefulness and reliability of the reported performance information for the following programmes:

- Programme 2 – international relations.
- Programme 3 – international cooperation.

Other matters

21. I draw attention to the matters below.

Achievement of planned targets

22. Refer to the annual performance report on pages 36 to 125 for information on the achievement of planned targets for the year and explanations provided for the under/overachievement of a number of targets. This information should be considered in the context of the material findings in respect of usefulness and reliability of the selected programme paragraphs 18 and 19 of this report.

Adjustment of material misstatements

23. I identified material misstatements in the annual performance report submitted for auditing. These material misstatements were on the reported performance information of programme 4 – public diplomacy and protocol services. As management subsequently corrected only some of the misstatements, I raised material findings on the usefulness and reliability of the reported performance information. Those that were not corrected are included in the material findings in respect of usefulness and reliability of the selected programme paragraphs.

Report on audit of compliance with legislation

Introduction and scope

24. In accordance with the PAA and the general notice issued in terms thereof, I have a responsibility to report material findings on the department's compliance with specific matters in key legislation. I performed procedures to identify findings but not to gather evidence to express assurance.
25. The material findings in respect of the compliance criteria for the applicable subject matters are as follows:

Annual financial statements, performance and annual report

26. The financial statements submitted for auditing were not prepared in accordance with the

prescribed financial reporting framework and supported by full and proper records, as required by section 40(1)(a) and (b) of the PFMA. Material misstatements of disclosure items identified by the auditors in the submitted financial statements were corrected and the supporting records were provided subsequently, resulting in the financial statements receiving an unqualified audit opinion.

Budgets

- 27. Effective steps were not taken to prevent unauthorised expenditure amounting to R33 977 000, as disclosed in note 11 to the annual financial statements, in contravention of section 38(1)(c)(ii) of the PFMA and treasury regulation 9.1.1.

Procurement and contract management

- 28. Goods and services with a transaction value below R500 000 were procured without obtaining the required price quotations, as required by treasury regulation 16A6.1.
- 29. Contracts and quotations were awarded to bidders based on preferential points that were not allocated and calculated in accordance with the requirements of the Preferential Procurement Policy Framework Act and its regulations.
- 30. Contracts were extended or modified without the approval of a properly delegated official, as required by treasury regulation 8.1 and 8.2 section 44 of the PFMA.

Consequence management

- 31. Disciplinary steps were not taken against officials who had incurred and/or permitted irregular expenditure amounting to R436 710 055, as required by section 38(1)(h)(iii) of the PFMA.
- 32. Disciplinary hearings were not held for confirmed cases of financial misconduct committed by officials, as required by treasury regulation 4.1.1.

Expenditure management

- 33. Effective steps were not taken to prevent irregular expenditure amounting to R366 745 000 as disclosed in note 31 to the annual financial statements, in contravention of section 38(1)(c)(ii) of the PFMA and treasury regulation 9.1.1.
- 34. Effective steps were not taken to prevent fruitless and wasteful expenditure amounting to R2 275 000, as disclosed in note 32 to the annual financial statements, in contravention of section 38(1)(c)(ii) of the PFMA and treasury regulation 9.1.1.

Other information

- 35. The Department of International Relations and Cooperation's accounting officer is responsible for the other information. The other information comprises the information included in the annual report. The other information does not include the financial statements, the auditor's report thereon and those selected programmes presented in the annual performance report that have

been specifically reported on in the auditor's report.

- 36. My opinion on the financial statements and findings on the reported performance information and compliance with legislation do not cover the other information and I do not express an audit opinion or any form of assurance conclusion thereon.
- 37. In connection with my audit, my responsibility is to read the other information and, in doing so, consider whether the other information is materially inconsistent with the financial statements and the selected programmes presented in the annual performance report or my knowledge obtained in the audit, or otherwise appears to be materially misstated. If, based on the work I have performed on the other information obtained prior to the date of this auditor's report, I conclude that there is a material misstatement of this other information, I am required to report that fact.
- 38. I have not yet received the annual report. When I do receive this information and I conclude that there is a material misstatement therein, I am required to communicate the matter to those charged with governance and request that the other information be corrected. If the other information is not corrected I may have to re-issue my auditor's report, amended as appropriate.

Internal control deficiencies

- 39. I considered internal control relevant to my audit of the financial statements, reported performance information and compliance with applicable legislation; however, my objective was not to express any form of assurance thereon. The matters reported below are limited to the significant internal control deficiencies that resulted in findings on the annual performance report and the findings on compliance with legislation included in this report.
 - The accounting officer has made some progress in addressing the significant deficiencies in his oversight of financial and performance reporting, compliance and related internal controls. However, a number of material misstatements were identified in the annual financial statements, annual performance report and material non-compliance matters reported, with most misstatements relating to repeat findings.
 - The department did not hold performance management and reporting staff accountable for findings raised during the internal and external audit processes. The accounting officer has not ensured that consequence management is executed for those responsible for repeat findings even though investigations that had been concluded identified the people responsible for such.
 - Senior management involved in the asset and compliance management process did not accept accountability for addressing previously reported deficiencies as repeat findings were raised in this regard. The financial statements and annual performance report were not properly reviewed as material misstatements were noted in the disclosure items in the financial statements, indicators and targets respectively, material misstatements on the financial statements were subsequently corrected, however only some material misstatements were corrected on the annual performance report. Records were not kept to support the achievement of indicators as there was no regard for systems used to collect the data. This led to a regression in the

predetermined objective outcomes.

Other reports

40. I draw attention to the following engagements conducted by various parties that had, or could have, an impact on the matters reported in the department's financial statements, reported performance information, compliance with applicable legislation and other related matters. These reports did not form part of my opinion on the financial statements or my findings on the reported performance information or compliance with legislation.
41. The internal audit unit, at the department's request, investigated an allegation of misplaced petty cash at the State Protocol Lounge at OR Tambo International Airport which covered the period 1 March 2015 to 31 October 2015. The investigation was concluded in January 2017.
42. At the department's request, an independent consultant investigated the irregular expenditure findings raised in in the 2015-16 audit report. The outcome of the investigation was finalised on 28 April 2017.
43. At the department's request, an independent consultant investigated an allegation of unauthorised expenditure relating to the African Show Development. The outcome of the investigation was finalised on 15 September 2016.

Auditor General

Pretoria
11 September 2017



AUDITOR - GENERAL
SOUTH AFRICA

Auditing to build public confidence

Annexure – Auditor-general's responsibility for the audit

1. As part of an audit in accordance with the ISAs, I exercise professional judgement and maintain professional scepticism throughout my audit of the financial statements, and the procedures performed on reported performance information for selected programmes and on the department's compliance with respect to the selected subject matters.

Financial statements

2. In addition to my responsibility for the audit of the financial statements as described in the auditor's report, I also:
 - identify and assess the risks of material misstatement of the financial statements whether due to fraud or error, design and perform audit procedures responsive to those risks, and obtain audit evidence that is sufficient and appropriate to provide a basis for my opinion. The risk of not detecting a material misstatement resulting from fraud is higher than for one resulting from error, as fraud may involve collusion, forgery, intentional omissions, misrepresentations, or the override of internal control.
 - obtain an understanding of internal control relevant to the audit in order to design audit procedures that are appropriate in the circumstances, but not for the purpose of expressing an opinion on the effectiveness of the department's internal control.
 - evaluate the appropriateness of accounting policies used and the reasonableness of accounting estimates and related disclosures made by the accounting officer.
 - conclude on the appropriateness of the accounting officer's use of the going concern basis of accounting in the preparation of the financial statements. I also conclude, based on the audit evidence obtained, whether a material uncertainty exists related to events or conditions that may cast significant doubt on the Department of International Relations and Cooperation ability to continue as a going concern. If I conclude that a material uncertainty exists, I am required to draw attention in my auditor's report to the related disclosures in the financial statements about the material uncertainty or, if such disclosures are inadequate, to modify the opinion on the financial statements. My conclusions are based on the information available to me at the date of the auditor's report. However, future events or conditions may cause a department to cease to continue as a going concern.
 - evaluate the overall presentation, structure and content of the financial statements, including the disclosures, and whether the financial statements represent the underlying transactions and events in a manner that achieves fair presentation.

Communication with those charged with governance

3. I communicate with the accounting officer regarding, among other matters, the planned scope and timing of the audit and significant audit findings, including any significant deficiencies in internal control that I identify during my audit.
4. I also confirm to the accounting officer that I have complied with relevant ethical requirements regarding independence, and communicate all relationships and other matters that may reasonably be thought to have a bearing on my independence and here applicable, related safeguards.

ANNUAL FINANCIAL STATEMENTS for the year ended 31 March 2017

APPROPRIATION STATEMENT for the year ended 31 March 2017

Appropriation per programme									
Voted funds and Direct charges	2016/17							2015/16	
	Adjusted Appropriation	Shifting of Funds	Virement	Final Appropriation	Actual Expenditure	Variance	Expenditure as % of final appropriation	Final Appropriation	Actual Expenditure
	R'000	R'000	R'000	R'000	R'000	R'000	%	R'000	R'000
Programme									
1. ADMINISTRATION	1 458 674	-	92 889	1 551 563	1 544 797	6 766	99,6%	1 381 600	1 381 471
2. INTERNATIONAL RELATIONS	3 825 148	-	(81 279)	3 743 869	3 742 891	978	100,0%	3 506 175	3 640 379
3. INTERNATIONAL COOPERATION	514 340	-	(32 390)	481 950	462 943	19 007	96,1%	525 201	523 051
4. PUBLIC DIPLOMACY AND PROTOCOL SERVICES	252 080	-	20 780	272 860	271 913	947	99,7%	363 557	333 222
5. INTERNATIONAL TRANSFERS	788 409	-	-	788 409	822 386	(33 977)	104,3%	734 321	766 641
Programme sub total	6 838 651	-	-	6 838 651	6 844 930	(6 279)	100,1%	6 510 854	6 644 764
TOTAL	6 838 651	-	-	6 838 651	6 844 930	(6 279)	100,0%	6 510 854	6 644 764
Reconciliation with Statement of Financial Performance									
Add:									
	Departmental receipts			29 000				34 884	
	NRF Receipts			-				-	
	Aid assistance			-				-	
Actual amounts per Statement of Financial Performance (Total Revenue)				6 867 651				6 545 738	
Add:	Aid assistance				-				-
	Prior year unauthorised expenditure approved without funding								
Actual amounts per Statement of Financial Performance Expenditure					6 844 930				6 644 764

APPROPRIATION STATEMENT for the year ended 31 March 2017

Appropriation per economic classification									
	2016/17							2015/16	
	Adjusted Appropriation	Shifting of Funds	Virement	Final Appropriation	Actual Expenditure	Variance	Expenditure as % of final appropriation	Final Appropriation	Actual Expenditure
	R'000	R'000	R'000	R'000	R'000	R'000	%	R'000	R'000
Current payments	5 763 968	5 602	-	5 769 570	5 747 716	21 854	99,6%	5 512 419	5 614 055
Compensation of employees	3 071 372	-	-	3 071 372	3 115 625	(44 253)	101,4%	3 010 151	3 083 741
Salaries and wages	2 754 143	15 432	(9 239)	2 760 336	2 814 920	(54 584)	102,0%	2 712 717	2 786 383
Social contributions	317 229	(15 432)	9 239	311 036	300 705	10 331	96,7%	297 434	297 358
Goods and services	2 640 342	(10 424)	-	2 629 918	2 563 811	66 107	97,5%	2 446 888	2 474 936
Administrative fees	11 602	(888)	-	10 714	9 248	1 466	86,3%	12 105	12 105
Advertising	15 440	(11 812)	-	3 628	3 627	1	100,0%	4 094	4 094
Minor assets	5 519	(1 855)	-	3 664	2 880	784	78,6%	2 806	2 800
Audit costs: External	23 510	320	-	23 830	23 830	-	100,0%	23 324	23 324
Bursaries: Employees	1 398	(58)	-	1 340	1 340	-	100,0%	1 037	1 037
Catering: Departmental activities	19 570	1 834	-	21 404	20 357	1 047	95,1%	19 947	19 947
Communication (G&S)	50 888	6 299	-	57 187	56 516	671	98,8%	61 457	61 327
Computer services	122 707	12 959	46 229	181 895	181 291	604	99,7%	166 362	166 362
Consultants: Business and advisory services	152 564	(148 675)	-	3 889	3 537	352	90,9%	4 002	3 994
Infrastructure and planning services	6 420	(6 420)	-	-	-	-	-	-	-
Laboratory services	-	-	-	-	-	-	-	-	-
Scientific and technological services	2 239	(2 239)	-	-	-	-	-	-	-
Legal services	1 354	7 364	-	8 718	7 258	1 460	83,3%	5 339	5 339
Contractors	90 451	66 385	13 227	170 063	169 499	564	99,7%	86 386	86 382
Agency and support / outsourced services	8 657	(5 501)	-	3 156	1 729	1 427	54,8%	3 444	3 444
Entertainment	14 656	(64)	(377)	14 215	12 392	1 823	87,2%	13 704	13 702
Fleet services (including government motor transport)	35	254	-	289	280	9	96,9%	42	42
Housing	-	-	-	-	-	-	-	-	-
Inventory: Clothing material and accessories	-	-	-	-	-	-	-	-	-
Inventory: Farming supplies	-	-	-	-	-	-	-	-	-
Inventory: Food and food supplies	371	(371)	-	-	-	-	-	10	-
Inventory: Fuel, oil and gas	-	-	-	-	-	-	-	-	-
Inventory: Learner and teacher support material	-	-	-	-	-	-	-	-	-
Inventory: Materials and supplies	932	(705)	-	224	-	224	-	18	-
Inventory: Medical supplies	93	(24)	-	69	-	69	-	10	-
Inventory: Medicine	-	-	-	-	-	-	-	-	-
Medsas inventory interface	-	-	-	-	-	-	-	-	-
Inventory: Other supplies	-	-	-	-	-	-	-	3	-

APPROPRIATION STATEMENT for the year ended 31 March 2017

Consumable supplies	27 570	30 124	-	57 694	57 671	23	100,0%	35 364	35 343
Consumable: Stationery, printing and office supplies	20 789	(20 443)	-	346	-	346	-	17 191	17 176
Operating leases	1 169 710	(72 372)	(22 970)	1 074 368	1 070 255	4 113	99,6%	989 141	1 016 886
Property payments	310 943	124 776	(41 197)	394 522	393 839	683	99,8%	388 566	388 497
Transport provided: Departmental activity	-	-	-	-	-	-	-	-	-
Travel and subsistence	285 673	17 663	-	30 336	272 413	30 923	89,8%	357 324	335 194
Training and development	14 244	(7 124)	-	7 120	6 024	1 096	84,6%	8 146	8 144
Operating payments	265 610	(112)	(2 269)	263 229	246 643	16 586	93,7%	180 642	205 031
Venues and facilities	16 105	-	7 079	23 184	21 749	1 435	93,8%	62 172	60 514
Rental and hiring	1 292	264	278	1 834	1 433	401	78,1%	4 252	4 252
Interest and rent on land	52 254	16 026	-	68 280	68 280	-	100,0%	55 380	55 378
Interest (Incl. interest on unitary payments (PPP))	52 254	16 026	-	68 280	68 280	-	100,0%	55 380	55 378
Rent on land	-	-	-	-	-	-	-	-	-
Transfers and subsidies	795 144	608	-	795 752	828 585	(32 833)	104,0%	740 264	772 538
Provinces and municipalities	-	-	-	-	-	-	-	-	-
Provinces	-	-	-	-	-	-	-	-	-
Provincial Revenue Funds	-	-	-	-	-	-	-	-	-
Provincial agencies and funds	-	-	-	-	-	-	-	-	-
Municipalities	-	-	-	-	-	-	-	-	-
Municipal bank accounts	-	-	-	-	-	-	-	-	-
Municipal agencies and funds	-	-	-	-	-	-	-	-	-
Departmental agencies and accounts	8 831	-	-	8 831	31	8 800	0,4%	145 637	145 637
Social security funds	-	-	-	-	-	-	-	-	-
Departmental agencies (non-business entities)	8 831	-	-	8 831	31	8 800	0,4%	145 637	145 637
Higher education institutions	-	-	-	-	-	-	-	-	-
Foreign governments and international organisations	779 578	-	-	779 578	822 355	(42 777)	105,5%	588 684	621 004
Public corporations and private enterprises	-	-	-	-	-	-	-	-	-
Public corporations	-	-	-	-	-	-	-	-	-
Subsidies on products and production (pc)	-	-	-	-	-	-	-	-	-
Other transfers to public corporations	-	-	-	-	-	-	-	-	-
Private enterprises	-	-	-	-	-	-	-	-	-
Subsidies on products and production (pe)	-	-	-	-	-	-	-	-	-
Other transfers to private enterprises	-	-	-	-	-	-	-	-	-
Non-profit institutions	-	-	-	-	-	-	-	-	-
Households	6 735	608	-	7 343	6 199	1 144	84,4%	5 943	5 897
Social benefits	6 735	608	-	7 343	6 199	1 144	84,4%	5 943	5 897
Other transfers to households	-	-	-	-	-	-	-	-	-

APPROPRIATION STATEMENT for the year ended 31 March 2017

Payments for capital assets	279 539	(6 210)	-	273 329	268 629	4 700	98,3%	240 849	240 849
Buildings and other fixed structures	248 675	(33 522)	-	215 153	215 153	-	100,0%	130 236	130 236
Buildings	248 675	(33 522)	-	215 153	215 153	-	100,0%	130 236	130 236
Other fixed structures	-	-	-	-	-	-	-	-	-
Machinery and equipment	30 864	27 312	-	58 176	53 476	4 700	91,9%	109 883	109 883
Transport equipment	18 128	5 637	-	23 765	19 946	3 819	83,9%	19 372	19 372
Other machinery and equipment	12 736	21 675	-	34 411	33 530	881	97,4%	90 511	90 511
Heritage assets	-	-	-	-	-	-	-	-	-
Specialised military assets	-	-	-	-	-	-	-	-	-
Biological assets	-	-	-	-	-	-	-	-	-
Land and sub-soil assets	-	-	-	-	-	-	-	-	-
Software and other intangible assets	-	-	-	-	-	-	-	730	730
Payment for financial assets	-	-	-	-	-	-	-	17 322	17 322
	6 838 651	-	-	6 838 651	6 844 930	(6 279)	100,1%	6 510 854	6 644 764

Programme 1: ADMINISTRATION									
	2016/17							2015/16	
	Adjusted Appropriation	Shifting of Funds	Virement	Final Appropriation	Actual Expenditure	Variance	Expenditure as % of final appropriation	Final Appropriation	Actual Expenditure
	R'000	R'000	R'000	R'000	R'000	R'000	%	R'000	R'000
Sub programme									
MINISTRY	6 859	(746)	-	6 113	6 113	-	100,0%	6 230	6 154
DEPARTMENTAL MANAGEMENT	16 606	(3 826)	-	12 780	12 780	-	100,0%	14 083	14 083
AUDIT SERVICES	19 031	(2 192)	-	16 839	16 830	9	99,9%	20 059	20 051
FINANCIAL MANAGEMENT	146 373	33 568	-	179 941	179 768	173	99,9%	103 897	103 860
CORPORATE SERVICES	642 473	28 791	92 889	764 153	757 624	6 529	99,1%	755 013	755 013
DIPLOMATIC TRAINING, RESEARCH AND DEVELOPMENT	72 709	(10 659)	-	62 050	61 995	55	99,9%	65 527	65 521
FOREIGN FIXED ASSETS MANAGEMENT	235 701	(31 278)	-	204 423	204 423	-	100,0%	135 141	135 141
OFFICE ACCOMMODATION	318 922	(13 658)	-	305 264	305 264	-	100,0%	281 650	281 648
	1 458 674	-	92 889	1 551 563	1 544 797	6 766	99,6%	1 381 600	1 381 471
Current payments	1 193 306	6 377	92 889	1 292 572	1 285 806	6 766	99,5%	1 133 272	1 133 143
Compensation of employees	401 780	-	5 630	407 410	401 806	5 604	98,6%	389 371	389 293
Salaries and wages	357 916	(6 538)	-	351 378	351 378	-	100,0%	341 537	341 535

APPROPRIATION STATEMENT for the year ended 31 March 2017

Social contributions	43 864	6 538	5 630	56 032	50 428	5 604	90,0%	47 834	47 758
Goods and services	739 272	(9 649)	87 259	816 882	815 720	1 162	99,9%	688 521	688 472
Administrative fees	3 094	(1 500)	-	1 594	1 594	-	100,0%	1 213	1 213
Advertising	6 329	(5 780)	-	549	549	-	100,0%	819	819
Minor assets	736	(716)	-	20	21	(1)	100,0%	122	122
Audit costs: External	23 510	320	-	23 830	23 830	-	100,0%	23 324	23 324
Bursaries: Employees	1 398	(58)	-	1 340	1 340	-	100,0%	1 037	1 037
Catering: Departmental activities	2 529	(277)	-	2 252	2 252	-	100,0%	1 649	1 649
Communication (G&S)	11 872	1 094	-	12 966	12 966	-	100,0%	13 175	13 169
Computer services	121 841	12 898	46 229	180 968	180 449	519	99,7%	165 461	165 461
Consultants: Business and advisory services	151 948	(148 784)	-	3 164	3 164	-	100,0%	4 002	3 994
Infrastructure and planning services	6 420	(6 420)	-	-	-	-	-	-	-
Laboratory services	-	-	-	-	-	-	-	-	-
Scientific and technological services	-	-	-	-	-	-	-	-	-
Legal services	-	3 594	-	3 594	3 594	-	100,0%	-	-
Contractors	74 949	66 359	13 227	154 535	154 534	1	100,0%	70 484	70 484
Agency and support / outsourced services	5 663	(5 008)	-	655	650	5	99,2%	817	817
Entertainment	288	(233)	-	55	55	-	100,0%	115	113
Fleet services (including government motor transport)	26	(25)	-	1	1	-	100,0%	-	-
Housing	-	-	-	-	-	-	-	-	-
Inventory: Clothing material and accessories	-	-	-	-	-	-	-	-	-
Inventory: Farming supplies	-	-	-	-	-	-	-	-	-
Inventory: Food and food supplies	138	(138)	-	-	-	-	-	10	-
Inventory: Fuel, oil and gas	-	-	-	-	-	-	-	-	-
Inventory: Learner and teacher support material	-	-	-	-	-	-	-	-	-
Inventory: Materials and supplies	2	(2)	-	-	-	-	-	2	-
Inventory: Medical supplies	-	-	-	-	-	-	-	-	-
Inventory: Medicine	-	-	-	-	-	-	-	-	-
Medsas inventory interface	-	-	-	-	-	-	-	-	-
Inventory: Other supplies	-	-	-	-	-	-	-	3	-
Consumable supplies	3 415	7 410	-	10 825	10 825	-	100,0%	3 741	3 727
Consumable: Stationery, printing and office supplies	5 475	(5 475)	-	-	-	-	-	2 972	2 968

APPROPRIATION STATEMENT for the year ended 31 March 2017

Operating leases	124 521	(57 071)	-	67 450	67 450	-	100,0%	78 802	78 802
Property payments	21 934	132 743	-	154 677	154 677	-	100,0%	149 751	149 751
Transport provided: Departmental activity	-	-	-	-	-	-	-	-	-
Travel and subsistence	90 740	4 442	-	95 182	95 182	-	100,0%	97 315	97 315
Training and development	12 805	(6 926)	-	5 879	5 879	-	100,0%	7 763	7 763
Operating payments	68 245	-	27 803	96 048	95 842	206	99,8%	65 414	65 414
Venues and facilities	993	(96)	-	897	866	31	96,5%	369	369
Rental and hiring	401	-	-	401	-	401	-	161	161
Interest and rent on land	52 254	16 026	-	68 280	68 280	-	100,0%	55 380	55 378
Interest (Incl. interest on unitary payments (PPP))	52 254	16 026	-	68 280	68 280	-	100,0%	55 380	55 378
Rent on land	-	-	-	-	-	-	-	-	-
Transfers and subsidies	1 404	474	-	1 878	1 878	-	100,0%	1 473	1 473
Provinces and municipalities	-	-	-	-	-	-	-	-	-
Subsidies on products and production (pe)	-	-	-	-	-	-	-	-	-
Other transfers to private enterprises	-	-	-	-	-	-	-	-	-
Non-profit institutions	-	-	-	-	-	-	-	-	-
Households	1 404	474	-	1 878	1 878	-	100,0%	1 473	1 473
Social benefits	1 404	474	-	1 878	1 878	-	100,0%	1 473	1 473
Other transfers to households	-	-	-	-	-	-	-	-	-
Payments for capital assets	263 964	(6 851)	-	257 113	257 113	-	100,0%	229 779	229 779
Buildings and other fixed structures	248 675	(33 522)	-	215 153	215 153	-	100,0%	130 236	130 236
Buildings	248 675	(33 522)	-	215 153	215 153	-	100,0%	130 236	130 236
Other fixed structures	-	-	-	-	-	-	-	-	-
Machinery and equipment	15 289	26 671	-	41 960	41 960	-	100,0%	98 813	98 813
Transport equipment	14 156	3 793	-	17 949	17 949	-	100,0%	16 553	16 553
Other machinery and equipment	1 133	22 878	-	24 011	24 011	-	100,0%	82 260	82 260
Heritage assets	-	-	-	-	-	-	-	-	-
Specialised military assets	-	-	-	-	-	-	-	-	-
Biological assets	-	-	-	-	-	-	-	-	-
Land and sub-soil assets	-	-	-	-	-	-	-	-	-
Software and other intangible assets	-	-	-	-	-	-	-	730	730
Payment for financial assets	-	-	-	-	-	-	-	17 076	17 076
	1 458 674	-	92 889	1 551 563	1 544 797	6 766	99,6%	1 381 600	1 381 471

APPROPRIATION STATEMENT for the year ended 31 March 2017

Programme 2: INTERNATIONAL RELATIONS									
	2016/17							2015/16	
	Adjusted Appropriation	Shifting of Funds	Virement	Final Appropriation	Actual Expenditure	Variance	Expenditure as % of final appropriation	Final Appropriation	Actual Expenditure
	R'000	R'000	R'000	R'000	R'000	R'000	%	R'000	R'000
Sub programme									
1. AFRICA	1 189 824	5 546	(62 030)	1 133 340	1 133 477	(137)	100,0%	1 094 437	1 094 386
2. ASIA AND MIDDLE EAST	1 015 513	19 101	(6 229)	1 028 385	1 015 508	12 877	98,7%	925 167	965 208
3. AMERICAS AND CARIBBEAN	634 677	(23 498)	(19 000)	592 179	572 568	19 611	96,7%	585 602	605 910
4. EUROPE	985 134	(1 149)	5 980	989 965	1 021 338	(31 373)	103,2%	900 969	974 875
	3 825 148	-	(81 279)	3 743 869	3 742 891	978	100,0%	3 506 175	3 640 379
Economic classification									
Current payments	3 807 516	-	(81 279)	3 726 237	3 728 864	(2 627)	100,1%	3 492 803	3 627 030
Compensation of employees	2 179 847	-	5 980	2 185 827	2 245 215	(59 388)	102,7%	2 133 616	2 212 471
Salaries and wages	1 955 458	22 406	5 980	1 983 844	2 043 232	(59 388)	103,0%	1 933 958	2 012 813
Social contributions	224 389	(22 406)	-	201 983	201 983	-	100,0%	199 658	199 658
Goods and services	1 627 669	-	(87 259)	1 540 410	1 483 649	56 761	96,1%	1 359 187	1 414 559
Administrative fees	8 119	611	-	8 730	7 306	1 424	83,7%	10 498	10 498
Advertising	1 490	170	-	1 660	1 659	1	99,9%	1 277	1 277
Minor assets	4 103	(671)	-	3 432	2 618	814	76,3%	2 430	2 430
Audit costs: External	-	-	-	-	-	-	-	-	-
Bursaries: Employees	-	-	-	-	-	-	-	-	-
Catering: Departmental activities	14 486	3 293	-	17 779	16 742	1 037	94,2%	15 466	15 466
Communication (G&S)	29 959	5 948	-	35 907	35 244	663	98,2%	37 420	37 382
Computer services	866	61	-	927	842	85	90,8%	900	900
Consultants: Business and advisory services	488	237	-	725	373	352	51,4%	-	-
Infrastructure and planning services	-	-	-	-	-	-	-	-	-
Laboratory services	-	-	-	-	-	-	-	-	-
Scientific and technological services	934	(934)	-	-	-	-	-	-	-
Legal services	1 354	3 296	-	4 650	3 190	1 460	68,6%	2 231	2 231
Contractors	14 139	359	-	14 498	13 935	563	96,1%	14 740	14 736

APPROPRIATION STATEMENT for the year ended 31 March 2017

Agency and support / outsourced services	2 994	(649)	-	2 345	923	1 422	39,4%	2 286	2 286
Entertainment	12 048	203	-	12 251	10 428	1 823	85,1%	11 005	11 005
Fleet services (including government motor transport)	-	276	-	276	276	-	100,0%	38	38
Housing	-	-	-	-	-	-	-	-	-
Inventory: Clothing material and accessories	-	-	-	-	-	-	-	-	-
Inventory: Farming supplies	-	-	-	-	-	-	-	-	-
Inventory: Food and food supplies	6	(6)	-	-	-	-	-	-	-
Inventory: Fuel, oil and gas	-	-	-	-	-	-	-	-	-
Inventory: Learner and teacher support material	-	-	-	-	-	-	-	-	-
Inventory: Materials and supplies	920	(696)	-	224	-	224	-	16	-
Inventory: Medical supplies	92	(23)	-	69	-	69	-	10	-
Inventory: Medicine	-	-	-	-	-	-	-	-	-
Medsas inventory interface	-	-	-	-	-	-	-	-	-
Inventory: Other supplies	-	-	-	-	-	-	-	-	-
Consumable supplies	20 322	16 467	-	36 789	36 799	(10)	100,0%	27 289	27 282
Consumable: Stationery, printing and office supplies	10 168	(10 037)	-	131	-	131	-	10 472	10 461
Operating leases	965 175	(14 819)	(18 097)	932 187	928 075	4 112	99,6%	825 016	852 761
Property payments	250 310	(17 399)	(43 933)	188 978	188 450	528	99,7%	192 359	192 290
Transport provided: Departmental activity	-	-	-	-	-	-	-	-	-
Travel and subsistence	106 190	14 600	-	120 790	97 371	23 419	80,6%	101 959	103 224
Training and development	1 415	(250)	-	1 165	75	1 090	6,4%	266	264
Operating payments	171 055	-	(25 229)	145 826	129 446	16 380	88,8%	94 389	120 908
Venues and facilities	11 036	35	-	11 071	9 897	1 174	89,4%	9 120	9 120
Rental and hiring	-	-	-	-	-	-	-	-	-
Interest and rent on land	-	-	-	-	-	-	-	-	-
Interest (Incl. interest on unitary payments (PPP))	-	-	-	-	-	-	-	-	-
Rent on land	-	-	-	-	-	-	-	-	-
Transfers and subsidies	4 433	-	-	4 433	3 482	951	78,5%	3 223	3 200
Provinces and municipalities	-	-	-	-	-	-	-	-	-
Provinces	-	-	-	-	-	-	-	-	-
Provincial Revenue Funds	-	-	-	-	-	-	-	-	-
Provincial agencies and funds	-	-	-	-	-	-	-	-	-

APPROPRIATION STATEMENT for the year ended 31 March 2017

Municipalities	-	-	-	-	-	-	-	-	-
Municipal bank accounts	-	-	-	-	-	-	-	-	-
Municipal agencies and funds	-	-	-	-	-	-	-	-	-
Departmental agencies and accounts	-	-	-	-	-	-	-	-	-
Social security funds	-	-	-	-	-	-	-	-	-
Departmental agencies (non-business entities)	-	-	-	-	-	-	-	-	-
Higher education institutions	-	-	-	-	-	-	-	-	-
Foreign governments and international organisations	-	-	-	-	-	-	-	-	-
Public corporations and private enterprises	-	-	-	-	-	-	-	-	-
Public corporations	-	-	-	-	-	-	-	-	-
Subsidies on products and production (pc)	-	-	-	-	-	-	-	-	-
Other transfers to public corporations	-	-	-	-	-	-	-	-	-
Private enterprises	-	-	-	-	-	-	-	-	-
Subsidies on products and production (pe)	-	-	-	-	-	-	-	-	-
Other transfers to private enterprises	-	-	-	-	-	-	-	-	-
Non-profit institutions	-	-	-	-	-	-	-	-	-
Households	4 433	-	-	4 433	3 482	951	78,5%	3 223	3 200
Social benefits	4 433	-	-	4 433	3 482	951	78,5%	3 223	3 200
Other transfers to households	-	-	-	-	-	-	-	-	-
Payments for capital assets	13 199	-	-	13 199	10 545	2 654	79,9%	10 149	10 149
Buildings and other fixed structures	-	-	-	-	-	-	-	-	-
Buildings	-	-	-	-	-	-	-	-	-
Other fixed structures	-	-	-	-	-	-	-	-	-
Machinery and equipment	13 199	-	-	13 199	10 545	2 654	79,9%	10 149	10 149
Transport equipment	3 972	354	-	4 326	1 997	2 329	46,2%	2 819	2 819
Other machinery and equipment	9 227	(354)	-	8 873	8 548	325	96,3%	7 330	7 330
Heritage assets	-	-	-	-	-	-	-	-	-
Specialised military assets	-	-	-	-	-	-	-	-	-
Biological assets	-	-	-	-	-	-	-	-	-
Land and sub-soil assets	-	-	-	-	-	-	-	-	-
Software and other intangible assets	-	-	-	-	-	-	-	-	-
Payment for financial assets	-	-	-	-	-	-	-	-	-
	3 825 148	-	(81 279)	3 743 869	3 742 891	978	100,0%	3 506 175	3 640 379

APPROPRIATION STATEMENT for the year ended 31 March 2017

Programme 3: INTERNATIONAL COOPERATION									
	2016/17							2015/16	
	Adjusted Appropriation	Shifting of Funds	Virement	Final Appropriation	Actual Expenditure	Variance	Expenditure as % of final appropriation	Final Appropriation	Actual Expenditure
	R'000	R'000	R'000	R'000	R'000	R'000	%	R'000	R'000
Sub programme									
1. GLOBAL SYSTEM OF GOVERNANCE	296 096	5 426	(11 610)	289 912	282 300	7 612	97,4%	293 787	293 781
2. CONTINENTAL COOPERATION	133 348	(10 734)	(20 780)	101 834	91 503	10 331	89,9%	143 123	140 979
3. SOUTH-SOUTH COOPERATION	6 405	(2 000)	-	4 405	3 341	1 064	75,8%	4 451	4 451
4. NORTH-SOUTH DIALOGUE	78 491	7 308	-	85 799	85 799	-	100,0%	83 840	83 840
	514 340	-	(32 390)	481 950	462 943	19 007	96,1%	525 201	523 051
Economic classification									
Current payments	512 112	(775)	(32 390)	478 947	461 668	17 279	96,4%	524 371	522 221
Compensation of employees	343 232	-	(22 297)	320 935	311 490	9 445	97,1%	347 110	347 101
Salaries and wages	311 781	(436)	(22 297)	289 048	284 244	4 804	98,3%	315 188	315 179
Social contributions	31 451	436	-	31 887	27 246	4 641	85,4%	31 922	31 922
Goods and services	168 880	(775)	(10 093)	158 012	150 178	7 834	95,0%	177 261	175 120
Administrative fees	389	1	-	390	348	42	89,2%	394	394
Advertising	404	(354)	-	50	50	-	100,0%	119	119
Minor assets	464	(293)	-	171	200	(29)	117,0%	178	172
Audit costs: External	-	-	-	-	-	-	-	-	-
Bursaries: Employees	-	-	-	-	-	-	-	-	-
Catering: Departmental activities	1 337	(319)	-	1 018	1 008	10	99,0%	1 528	1 528
Communication (G&S)	5 487	(777)	-	4 710	4 702	8	99,8%	6 117	6 117
Computer services	-	-	-	-	-	-	-	-	-
Consultants: Business and advisory services	128	(128)	-	-	-	-	-	-	-
Infrastructure and planning services	-	-	-	-	-	-	-	-	-
Laboratory services	-	-	-	-	-	-	-	-	-
Scientific and technological services	1 305	(1 305)	-	-	-	-	-	-	-

APPROPRIATION STATEMENT for the year ended 31 March 2017

Legal services	-	284	-	284	284	-	100,0%	3 052	3 052
Contractors	1 363	(335)	-	1 028	1 028	-	100,0%	1 155	1 155
Agency and support / outsourced services	-	156	-	156	156	-	100,0%	341	341
Entertainment	2 082	(370)	(377)	1 335	1 335	-	100,0%	1 918	1 918
Fleet services (including government motor transport)	9	-	-	9	-	9	-	-	-
Housing	-	-	-	-	-	-	-	-	-
Inventory: Clothing material and accessories	-	-	-	-	-	-	-	-	-
Inventory: Farming supplies	-	-	-	-	-	-	-	-	-
Inventory: Food and food supplies	-	-	-	-	-	-	-	-	-
Inventory: Fuel, oil and gas	-	-	-	-	-	-	-	-	-
Inventory: Learner and teacher support material	-	-	-	-	-	-	-	-	-
Inventory: Materials and supplies	10	(10)	-	-	-	-	-	-	-
Inventory: Medical supplies	1	(1)	-	-	-	-	-	-	-
Inventory: Medicine	-	-	-	-	-	-	-	-	-
Medsas inventory interface	-	-	-	-	-	-	-	-	-
Inventory: Other supplies	-	-	-	-	-	-	-	-	-
Consumable supplies	1 254	641	-	1 895	1 862	33	98,3%	1 211	1 211
Consumable: Stationery, printing and office supplies	1 213	(998)	-	215	-	215	-	1 418	1 418
Operating leases	80 014	(410)	(4 873)	74 731	74 730	1	100,0%	85 323	85 323
Property payments	8 607	2 714	-	11 321	11 321	-	100,0%	11 187	11 187
Transport provided: Departmental activity	-	-	-	-	-	-	-	-	-
Travel and subsistence	38 734	(353)	-	32 087	31 583	7 504	80,8%	42 195	42 190
Training and development	24	52	-	76	70	6	92,1%	87	87
Operating payments	25 847	350	(4 843)	21 354	21 354	-	100,0%	20 769	18 639
Venues and facilities	208	(26)	-	182	147	35	80,8%	269	269

APPROPRIATION STATEMENT for the year ended 31 March 2017

Rental and hiring	-	-	-	-	-	-	-	-	-
Interest and rent on land	-	-	-	-	-	-	-	-	-
Interest (Incl. interest on unitary payments (PPP))	-	-	-	-	-	-	-	-	-
Rent on land	-	-	-	-	-	-	-	-	-
Transfers and subsidies	517	-	-	517	324	193	62,7%	258	258
Subsidies on products and production (pe)	-	-	-	-	-	-	-	-	-
Other transfers to private enterprises	-	-	-	-	-	-	-	-	-
Non-profit institutions	-	-	-	-	-	-	-	-	-
Households	517	-	-	517	324	193	62,7%	258	258
Social benefits	517	-	-	517	324	193	62,7%	258	258
Other transfers to households	-	-	-	-	-	-	-	-	-
Payments for capital assets	1 711	775	-	2 486	951	1 535	38,3%	572	572
Buildings and other fixed structures	-	-	-	-	-	-	-	-	-
Buildings	-	-	-	-	-	-	-	-	-
Other fixed structures	-	-	-	-	-	-	-	-	-
Machinery and equipment	1 711	775	-	2 486	951	1 535	38,3%	572	572
Transport equipment	-	1 490	-	1 490	-	1 490	-	-	-
Other machinery and equipment	1 711	(715)	-	996	951	45	95,5%	572	572
Heritage assets	-	-	-	-	-	-	-	-	-
Specialised military assets	-	-	-	-	-	-	-	-	-
Biological assets	-	-	-	-	-	-	-	-	-
Land and sub-soil assets	-	-	-	-	-	-	-	-	-
Software and other intangible assets	-	-	-	-	-	-	-	-	-
Payment for financial assets	-	-	-	-	-	-	100,0%	-	-
	514 340	-	(32 390)	481 950	462 943	19 007	96,1%	525 201	523 051

APPROPRIATION STATEMENT for the year ended 31 March 2017

Programme 4: PUBLIC DIPLOMACY AND PROTOCOL SERVICES									
	2016/17							2015/16	
	Adjusted Appropriation	Shifting of Funds	Virement	Final Appropriation	Actual Expenditure	Variance	Expenditure as % of final appropriation	Final Appropriation	Actual Expenditure
	R'000	R'000	R'000	R'000	R'000	R'000	%	R'000	R'000
Sub programme									
1. PUBLIC DIPLOMACY	70 560	(1 453)	7 079	76 186	75 527	659	99,1%	68 533	65 051
2. PROTOCOL SERVICES	181 520	1 453	13 701	196 674	196 386	288	99,9%	295 024	268 171
	252 080	-	20 780	272 860	271 913	947	99,7%	363 557	333 222
Economic classification									
Current payments	251 034	-	20 780	271 814	271 378	436	99,8%	361 973	331 661
Compensation of employees	146 513	-	10 687	157 200	157 114	86	99,9%	140 054	134 876
Salaries and wages	128 988	-	7 078	136 066	136 066	-	100,0%	122 034	116 856
Social contributions	17 525	-	3 609	21 134	21 048	86	99,6%	18 020	18 020
Goods and services	104 521	-	10 093	114 614	114 264	350	99,7%	221 919	196 785
Administrative fees	-	-	-	-	-	-	-	-	-
Advertising	7 217	(5 848)	-	1 369	1 369	-	100,0%	1 879	1 879
Minor assets	216	(175)	-	41	41	-	100,0%	76	76
Audit costs: External	-	-	-	-	-	-	-	-	-
Bursaries: Employees	-	-	-	-	-	-	-	-	-
Catering: Departmental activities	1 218	(863)	-	355	355	-	100,0%	1 304	1 304
Communication (G&S)	3 570	34	-	3 604	3 604	-	100,0%	4 745	4 659
Computer services	-	-	-	-	-	-	-	1	1
Consultants: Business and advisory services	-	-	-	-	-	-	-	-	-
Infrastructure and planning services	-	-	-	-	-	-	-	-	-
Laboratory services	-	-	-	-	-	-	-	-	-
Scientific and technological services	-	-	-	-	-	-	-	-	-
Legal services	-	190	-	190	190	-	100,0%	56	56
Contractors	-	2	-	2	2	-	100,0%	7	7

APPROPRIATION STATEMENT for the year ended 31 March 2017

Agency and support / outsourced services	-	-	-	-	-	-	-	-	-
Entertainment	238	336	-	574	574	-	100,0%	666	666
Fleet services (including government motor transport)	-	3	-	3	3	-	100,0%	4	4
Housing	-	-	-	-	-	-	-	-	-
Inventory: Clothing material and accessories	-	-	-	-	-	-	-	-	-
Inventory: Farming supplies	-	-	-	-	-	-	-	-	-
Inventory: Food and food supplies	227	(227)	-	-	-	-	-	-	-
Inventory: Fuel, oil and gas	-	-	-	-	-	-	-	-	-
Inventory: Learner and teacher support material	-	-	-	-	-	-	-	-	-
Inventory: Materials and supplies	-	-	-	-	-	-	-	-	-
Inventory: Medical supplies	-	-	-	-	-	-	-	-	-
Inventory: Medicine	-	-	-	-	-	-	-	-	-
Medsas inventory interface	-	-	-	-	-	-	-	-	-
Inventory: Other supplies	-	-	-	-	-	-	-	-	-
Consumable supplies	2 579	5 606	-	8 185	8 185	-	100,0%	3 123	3 123
Consumable: Stationery, printing and office supplies	3 933	(3 933)	-	-	-	-	-	2 329	2 329
Operating leases	-	-	-	-	-	-	-	-	-
Property payments	30 092	6 718	2 736	39 546	39 391	155	99,6%	35 269	35 269
Transport provided: Departmental activity	-	-	-	-	-	-	-	-	-
Travel and subsistence	50 009	(1 732)	-	48 277	48 277	-	100,0%	115 855	92 465
Training and development	-	-	-	-	-	-	-	30	30
Operating payments	463	(462)	-	1	1	-	100,0%	70	70
Venues and facilities	3 868	87	7 079	11 034	10 839	195	98,2%	52 414	50 756
Rental and hiring	891	264	278	1 433	1 433	-	100,0%	4 091	4 091
Interest and rent on land	-	-	-	-	-	-	-	-	-
Interest (Incl. interest on unitary payments (PPP))	-	-	-	-	-	-	-	-	-
Rent on land	-	-	-	-	-	-	-	-	-
Transfers and subsidies	381	134	-	515	515	-	100,0%	989	966
Other transfers to private enterprises	-	-	-	-	-	-	-	-	-
Non-profit institutions	-	-	-	-	-	-	-	-	-
Households	381	134	-	515	515	-	100,0%	989	966
Social benefits	381	134	-	515	515	-	100,0%	989	966

APPROPRIATION STATEMENT for the year ended 31 March 2017

Other transfers to households	-	-	-	-	-	-	-	-	-
Payments for capital assets	665	(134)	-	531	20	511	3,8%	349	349
Buildings and other fixed structures	-	-	-	-	-	-	-	-	-
Buildings	-	-	-	-	-	-	-	-	-
Other fixed structures	-	-	-	-	-	-	-	-	-
Machinery and equipment	665	(134)	-	531	20	511	3,8%	349	349
Transport equipment	-	-	-	-	-	-	-	-	-
Other machinery and equipment	665	(134)	-	531	20	511	3,8%	349	349
Heritage assets	-	-	-	-	-	-	-	-	-
Specialised military assets	-	-	-	-	-	-	-	-	-
Biological assets	-	-	-	-	-	-	-	-	-
Land and sub-soil assets	-	-	-	-	-	-	-	-	-
Software and other intangible assets	-	-	-	-	-	-	-	-	-
Payment for financial assets	-	-	-	-	-	-	-	246	246
	252 080	-	20 780	272 860	271 913	947	99,7%	363 557	333 222

APPROPRIATION STATEMENT for the year ended 31 March 2017

Programme 5: INTERNATIONAL TRANSFERS									
	2016/17							2015/16	
	Adjusted Appropriation	Shifting of Funds	Virement	Final Appropriation	Actual Expenditure	Variance	Expenditure as % of final appropriation	Final Appropriation	Actual Expenditure
	R'000	R'000	R'000	R'000	R'000	R'000	%	R'000	R'000
Sub programme									
1. DEPARTMENTAL AGENCIES	8 831	-	-	8 831	31	8 800	0,4%	145 637	145 637
2. MEMBERSHIP CONTRIBUTION	779 578	-	-	779 578	822 355	(42 777)	105,5%	588 684	621 004
	788 409	-	-	788 409	822 386	(33 977)	104,3%	734 321	766 641
Economic classification									
Current payments	-	-	-	-	-	-	-	-	-
Compensation of employees	-	-	-	-	-	-	-	-	-
Rent on land	-	-	-	-	-	-	-	-	-
Transfers and subsidies	788 409	-	-	788 409	822 386	(33 977)	104,3%	734 321	766 641
Provinces and municipalities	-	-	-	-	-	-	-	-	-
Provinces	-	-	-	-	-	-	-	-	-
Provincial Revenue Funds	-	-	-	-	-	-	-	-	-
Provincial agencies and funds	-	-	-	-	-	-	-	-	-
Municipalities	-	-	-	-	-	-	-	-	-
Municipal bank accounts	-	-	-	-	-	-	-	-	-
Municipal agencies and funds	-	-	-	-	-	-	-	-	-
Departmental agencies and accounts	8 831	-	-	8 831	31	8 800	0,4%	145 637	145 637
Social security funds	-	-	-	-	-	-	-	-	-
Departmental agencies (non-business entities)	8 831	-	-	8 831	31	8 800	0,4%	145 637	145 637
Higher education institutions	-	-	-	-	-	-	-	-	-
Foreign governments and international organisations	779 578	-	-	779 578	822 355	(42 777)	105,5%	588 684	621 004
Public corporations and private enterprises	-	-	-	-	-	-	-	-	-
Payment for financial assets	-	-	-	-	-	-	-	-	-
	788 409	-	-	788 409	822 386	(33 977)	104,3%	734 321	766 641

NOTES TO THE APPROPRIATION STATEMENT for the year ended 31 March 2017

1. Detail of transfers and subsidies as per Appropriation Act (after Virement):

Detail of these transactions can be viewed in the note on Transfers and subsidies and Annexure 1 (A-H) to the Annual Financial Statements.

2. Detail of specifically and exclusively appropriated amounts voted (after Virement):

Detail of these transactions can be viewed in note 1 (Annual Appropriation) to the Annual Financial Statements.

3. Detail on payments for financial assets

Detail of these transactions per programme can be viewed in the note on Payments for financial assets to the Annual Financial Statements.

4. Explanations of material variances from Amounts Voted (after Virement):

4.1 Per programme

	Final Appropriation	Actual Expenditure	Variance	Variance as a % of Final Approp.
	R'000	R'000	R'000	%
ADMINISTRATION	1 551 563	1 544 797	6 766	0%
Spending is in line with the budget.				
INTERNATIONAL RELATIONS	3 743 869	3 742 891	978	0%
Spending is in line with the budget.				
INTERNATIONAL COOPERATION	481 950	462 943	19 007	4%
The savings are due to cost containment measures that were implemented.				
PUBLIC DIPLOMACY AND PROTOCOL SERVICES	272 860	271 913	947	0%
Spending is in line with the budget.				
INTERNATIONAL TRANSFERS	788 409	822 386	(33 977)	(4%)
The overspending is as a result of payment of arrears for 2015/16 African Union membership fees as well as the foreign exchange losses due to the depreciation of the Rand against other major foreign currencies.				

NOTES TO THE APPROPRIATION STATEMENT for the year ended 31 March 2017

4.2 Per economic classification	Final Appropriation	Actual Expenditure	Variance	Variance as a % of Final Appropriation
	R'000	R'000	R'000	R'000
Current payments				
Compensation of employees	3 071 372	3 115 625	(44 253)	(1%)
Goods and services	2 629 918	2 563 811	66 107	3%
Interest and rent on land	68 280	68 280	-	0%
Transfers and subsidies				
Provinces and municipalities	-	-	-	
Departmental agencies and accounts	8 831	31	8 800	100%
Higher education institutions	-	-	-	
Public corporations and private enterprises	-	-	-	
Foreign governments and international organisations	779 578	822 355	(42 777)	(5%)
Non-profit institutions	-	-	-	
Households	7 343	6 199	1 144	16%
Payments for capital assets				
Buildings and other fixed structures	215 153	215 153	-	0%
Machinery and equipment	58 176	53 476	4 700	8%
Heritage assets	-	-	-	
Specialised military assets	-	-	-	
Biological assets	-	-	-	
Land and subsoil assets	-	-	-	
Software and other	-	-	-	
Payments for financial assets	-	-	-	

The overspending is as a result of payment of arrears for 2015/16 African Union membership fees as well as the foreign exchange losses due to the depreciation of the Rand against other major foreign currencies.

STATEMENT OF FINANCIAL PERFORMANCE for the year ended 31 March 2017

	Note	2016/17 R'000	2015/16 R'000
REVENUE			
Annual appropriation	1	6 838 651	6 510 854
Statutory appropriation	2	-	-
Departmental revenue	3	29 000	34 884
NRF Receipts		-	-
Aid assistance	4	-	-
TOTAL REVENUE		6 867 651	6 545 738
EXPENDITURE			
Current expenditure			
Compensation of employees	5	3 115 625	3 083 741
Goods and services	6	2 563 811	2 474 936
Interest and rent on land	7	68 280	55 378
Aid assistance	4	-	-
Total current expenditure		5 747 716	5 614 055
Transfers and subsidies			
Transfers and subsidies	9	828 586	772 538
Aid assistance	4	-	-
Total transfers and subsidies		828 586	772 538
Expenditure for capital assets			
Tangible assets	10	268 628	240 119
Intangible assets	10	-	730
Total expenditure for capital assets		268 628	240 849
Unauthorised expenditure approved without funding	11	-	-
Payments for financial assets	8	-	17 322
TOTAL EXPENDITURE		6 844 930	6 644 764
SURPLUS/(DEFICIT) FOR THE YEAR		22 721	(99 026)
Reconciliation of Net Surplus/(Deficit) for the year			
Voted funds		(6 279)	(133 910)
Annual appropriation		(6 279)	(133 910)
Conditional grants		-	-
Departmental revenue and NRF Receipts	19	29 000	34 884
Aid assistance	4	-	-
SURPLUS/(DEFICIT) FOR THE YEAR		22 721	(99 026)

STATEMENT OF FINANCIAL POSITION as at 31 March 2017

	Note	2016/17	2015/16
		R'000	R'000
ASSETS			
Current assets		1 005 283	918 324
Unauthorised expenditure	11	416 069	382 092
Cash and cash equivalents	12	331 385	383 879
Other financial assets	13	20 364	14 753
Prepayments and advances	14	1 125	1 569
Receivables	15	236 340	136 031
Loans	17	-	-
Aid assistance prepayments	4	-	-
Aid assistance receivable	4	-	-
Non-current assets		276 589	556 738
Investments	16	-	-
Receivables	15	212 254	490 025
Loans	17	-	-
Other financial assets	13	64 335	66 713
TOTAL ASSETS		1 281 872	1 475 062
LIABILITIES			
Current liabilities		541 404	460 727
Voted funds to be surrendered to the Revenue Fund	18	27 698	32 614
Departmental revenue and NRF Receipts to be surrendered to the Revenue Fund	19	15 432	13 412
Bank overdraft	20	-	-
Payables	21	498 274	414 701
Aid assistance repayable	4	-	-
Aid assistance unutilised	4	-	-
Non-current liabilities			
Payables	22	737 356	1 011 356
TOTAL LIABILITIES		1 278 760	1 472 083
NET ASSETS		3 112	2 979
Represented by:			
Capitalisation reserve		-	-
Recoverable revenue		3 112	2 979
Retained funds		-	-
Revaluation reserves		-	-
TOTAL		3 112	2 979

STATEMENT OF CHANGES IN NET ASSETS for the year ended 31 March 2017

	Note	2016/17 R'000	2015/16 R'000
Capitalisation Reserves			
Opening balance		-	-
Transfers:		-	-
Movement in Equity		-	-
Movement in Operational Funds		-	-
Other movements		-	-
Closing balance		-	-
Recoverable revenue			
Opening balance		2 979	2 386
Transfers:		133	593
Irrecoverable amounts written off	8.3		-
Debts revised			-
Debts recovered (included in departmental receipts)		2 256	(132)
Debts raised		(2 123)	725
Closing balance		3 112	2 979
Retained funds			
Opening balance		-	-
Transfer from voted funds to be surrendered (Parliament/Legislatures ONLY)		-	-
Utilised during the year		-	-
Other transfers		-	-
Closing balance		-	-
Revaluation Reserve			
Opening balance		-	-
Revaluation adjustment (Housing departments)		-	-
Transfers		-	-
Other		-	-
Closing balance		-	-
TOTAL		3 112	2 979

CASH FLOW STATEMENT for the year ended 31 March 2017

	Note	2016/17 R'000	2015/16 R'000
CASH FLOWS FROM OPERATING ACTIVITIES			
Receipts		6 863 294	6 539 931
Annual appropriated funds received	1.1	6 838 651	6 510 854
Statutory appropriated funds received	2	-	-
Departmental revenue received	3	23 949	27 337
Interest received	3.3	694	1 740
NRF Receipts		-	-
Aid assistance received	4	-	-
Net (increase)/decrease in working capital		227 502	(220 286)
Surrendered to Revenue Fund		(59 594)	(135 038)
Surrendered to RDP Fund/Donor		-	-
Current payments		(5 645 459)	(5 392 153)
Interest paid	7	(68 280)	(55 378)
Payments for financial assets		-	(17 322)
Transfers and subsidies paid		(828 586)	(772 538)
Net cash flow available from operating activities	23	488 877	(52 784)
CASH FLOWS FROM INVESTING ACTIVITIES			
Payments for capital assets	10	4 357	5 807
Proceeds from sale of capital assets	3.4	-	-
(Increase)/decrease in loans		-	-
(Increase)/decrease in investments		(3 233)	(5 759)
(Increase)/decrease in other financial assets		(267 504)	(240 801)
Net cash flows from investing activities			
CASH FLOWS FROM FINANCING ACTIVITIES			
Distribution/dividend received		-	-
Increase/(decrease) in net assets		133	593
Increase/(decrease) in non-current payables		(274 000)	184 863
Net cash flows from financing activities		(273 867)	185 456
Net increase/(decrease) in cash and cash equivalents		(52 494)	(108 129)
Cash and cash equivalents at beginning of period		383 879	492 008
Unrealised gains and losses within cash and cash equivalents		-	-
Cash and cash equivalents at end of period	24	331 385	383 879

ACCOUNTING POLICIES for the year ended 31 March 2017

<p>Summary of significant accounting policies</p> <p>The financial statements have been prepared in accordance with the following policies, which have been applied consistently in all material aspects, unless otherwise indicated. Management has concluded that the financial statements present fairly the department's primary and secondary information.</p> <p>The historical cost convention has been used, except where otherwise indicated. Management has used assessments and estimates in preparing the annual financial statements. These are based on the best information available at the time of preparation.</p> <p>Where appropriate and meaningful, additional information has been disclosed to enhance the usefulness of the financial statements and to comply with the statutory requirements of the Public Finance Management Act (PFMA), Act 1 of 1999 (as amended by Act 29 of 1999), and the Treasury Regulations issued in terms of the PFMA and the annual Division of Revenue Act.</p>	
1	<p>Basis of preparation</p> <p>The financial statements have been prepared in accordance with the Modified Cash Standard.</p>
2	<p>Going concern</p> <p>The financial statements have been prepared on a going concern basis.</p>
3	<p>Presentation currency</p> <p>Amounts have been presented in the currency of the South African Rand (R) which is also the functional currency of the department.</p>
4	<p>Rounding</p> <p>Unless otherwise stated financial figures have been rounded to the nearest one thousand Rand (R'000).</p>
5	<p>Foreign currency translation</p> <p>Cash flows arising from foreign currency transactions are translated into South African Rands using the spot exchange rates prevailing at the date of payment / receipt.</p>
6	<p>Comparative information</p>
6.1	<p>Prior period comparative information</p> <p>Prior period comparative information has been presented in the current year's financial statements. Where necessary figures included in the prior period financial statements have been reclassified to ensure that the format in which the information is presented is consistent with the format of the current year's financial statements.</p>
6.2	<p>Current year comparison with budget</p> <p>A comparison between the approved, final budget and actual amounts for each programme and economic classification is included in the appropriation statement.</p>
7	<p>Revenue</p>
7.1	<p>Appropriated funds</p> <p>Appropriated funds comprises of departmental allocations as well as direct charges against the revenue fund (i.e. statutory appropriation). Appropriated funds are recognised in the statement of financial performance on the date the appropriation becomes effective. Adjustments made in terms of the adjustments budget process are recognised in the statement of financial performance on the date the adjustments become effective.</p> <p>The net amount of any appropriated funds due to / from the relevant revenue fund at the reporting date is recognised as a payable / receivable in the statement of financial position.</p>

ACCOUNTING POLICIES for the year ended 31 March 2017

7.2	<p>Departmental revenue</p> <p>Departmental revenue is recognised in the statement of financial performance when received and is subsequently paid into the relevant revenue fund, unless stated otherwise.</p> <p>Any amount owing to the relevant revenue fund at the reporting date is recognised as a payable in the statement of financial position.</p>
7.3	<p>Accrued departmental revenue</p> <p>Accruals in respect of departmental revenue (excluding tax revenue) are recorded in the notes to the financial statements when:</p> <ul style="list-style-type: none"> • it is probable that the economic benefits or service potential associated with the transaction will flow to the department; and • the amount of revenue can be measured reliably. <p>The accrued revenue is measured at the fair value of the consideration receivable.</p> <p>Accrued tax revenue (and related interest and / penalties) is measured at amounts receivable from collecting agents.</p> <p>Write-offs are made according to the department's debt write-off policy</p>
8	Expenditure
8.1	Compensation of employees
8.1.1	<p>Salaries and wages</p> <p>Salaries and wages are recognised in the statement of financial performance on the date of payment.</p>
8.1.2	<p>Social contributions</p> <p>Social contributions made by the department in respect of current employees are recognised in the statement of financial performance on the date of payment.</p> <p>Social contributions made by the department in respect of ex-employees are classified as transfers to households in the statement of financial performance on the date of payment.</p>
8.2	<p>Other expenditure</p> <p>Other expenditure (such as goods and services, transfers and subsidies and payments for capital assets) is recognised in the statement of financial performance on the date of payment. The expense is classified as a capital expense if the total consideration paid is more than the capitalisation threshold.</p>
8.3	<p>Accruals and payables not recognised</p> <p>Accruals and payables not recognised are recorded in the notes to the financial statements when the goods are received or, in the case of services, when they are rendered to the department or in the case of transfers and subsidies when they are due and payable.</p> <p>Accruals and payables not recognised are measured at cost.</p>
8.4	Leases
8.4.1	<p>Operating leases</p> <p>Operating lease payments made during the reporting period are recognised as current expenditure in the statement of financial performance on the date of payment.</p> <p>The operating lease commitments are recorded in the notes to the financial statements.</p>

ACCOUNTING POLICIES for the year ended 31 March 2017

8.4.2	<p>Finance leases</p> <p>Finance lease payments made during the reporting period are recognised as capital expenditure in the statement of financial performance on the date of payment.</p> <p>The finance lease commitments are recorded in the notes to the financial statements and are not apportioned between the capital and interest portions.</p> <p>Finance lease assets acquired at the end of the lease term are recorded and measured at the lower of: cost, being the fair value of the asset; or the sum of the minimum lease payments made, including any payments made to acquire ownership at the end of the lease term, excluding interest.</p>
9	<p>Aid Assistance</p>
9.1	<p>Aid assistance received</p> <p>Aid assistance received in cash is recognised in the statement of financial performance when received. In-kind aid assistance is recorded in the notes to the financial statements on the date of receipt and is measured at fair value.</p> <p>Aid assistance not spent for the intended purpose and any unutilised funds from aid assistance that are required to be refunded to the donor are recognised as a payable in the statement of financial position.</p>
9.2	<p>Aid assistance paid</p> <p>Aid assistance paid is recognised in the statement of financial performance on the date of payment. Aid assistance payments made prior to the receipt of funds are recognised as a receivable in the statement of financial position.</p>
10	<p>Cash and cash equivalents</p> <p>Cash and cash equivalents are stated at cost in the statement of financial position.</p> <p>Bank overdrafts are shown separately on the face of the statement of financial position as a current liability.</p> <p>For the purposes of the cash flow statement, cash and cash equivalents comprise cash on hand, deposits held, other short-term highly liquid investments and bank overdrafts.</p>
11	<p>Prepayments and advances</p> <p>Prepayments and advances are recognised in the statement of financial position when the department receives or disburses the cash. Prepayments and advances are initially and subsequently measured at cost.</p> <p><Indicate when prepayments are expensed and under what circumstances.></p>
12	<p>Loans and receivables</p> <p>Loans and receivables are recognised in the statement of financial position at cost plus accrued interest, where interest is charged, less amounts already settled or written-off. Write-offs are made according to the department's write-off policy.</p>
13	<p>Investments</p> <p>Investments are recognised in the statement of financial position at cost.</p>
14	<p>Financial assets</p>
14.1	<p>Financial assets (not covered elsewhere)</p> <p>A financial asset is recognised initially at its cost plus transaction costs that are directly attributable to the acquisition or issue of the financial.</p> <p>At the reporting date, a department shall measure its financial assets at cost, less amounts already settled or written-off, except for recognised loans and receivables, which are measured at cost plus accrued interest, where interest is charged, less amounts already settled or written-off.</p>

ACCOUNTING POLICIES for the year ended 31 March 2017

14.2	<p>Impairment of financial assets</p> <p>Where there is an indication of impairment of a financial asset, an estimation of the reduction in the recorded carrying value, to reflect the best estimate of the amount of the future economic benefits expected to be received from that asset, is recorded in the notes to the financial statements.</p>
15	<p>Payables</p> <p>Loans and payables are recognised in the statement of financial position at cost.</p>
16	<p>Capital Assets</p>
16.1	<p>Immovable capital assets</p> <p>Immovable capital assets are initially recorded in the notes to the financial statements at cost. Immovable capital assets acquired through a non-exchange transaction are measured at fair value as at the date of acquisition.</p> <p>Where the cost of immovable capital assets cannot be determined reliably, the immovable capital assets are measured at fair value for recording in the asset register.</p> <p>Immovable capital assets are subsequently carried at cost and are not subject to depreciation or impairment.</p> <p>Subsequent expenditure that is of a capital nature is added to the cost of the asset at the end of the capital project unless the immovable asset is recorded by another department in which case the completed project costs are transferred to that department.</p>
16.2	<p>Movable capital assets</p> <p>Movable capital assets are initially recorded in the notes to the financial statements at cost. Movable capital assets acquired through a non-exchange transaction is measured at fair value as at the date of acquisition.</p> <p>Where the cost of movable capital assets cannot be determined reliably, the movable capital assets are measured at fair value and where fair value cannot be determined; the movable assets are measured at R1.</p> <p>All assets acquired prior to 1 April 2002 (or a later date as approved by the OAG) may be recorded at R1.</p> <p>Movable capital assets are subsequently carried at cost and are not subject to depreciation or impairment.</p> <p>Subsequent expenditure that is of a capital nature is added to the cost of the asset at the end of the capital project unless the movable asset is recorded by another department/entity in which case the completed project costs are transferred to that department.</p>
16.3	<p>Intangible assets</p> <p>Intangible assets are initially recorded in the notes to the financial statements at cost. Intangible assets acquired through a non-exchange transaction are measured at fair value as at the date of acquisition.</p> <p>Internally generated intangible assets are recorded in the notes to the financial statements when the department commences the development phase of the project.</p> <p>Where the cost of intangible assets cannot be determined reliably, the intangible capital assets are measured at fair value and where fair value cannot be determined; the intangible assets are measured at R1.</p> <p>All assets acquired prior to 1 April 2002 (or a later date as approved by the OAG) may be recorded at R1.</p> <p>Intangible assets are subsequently carried at cost and are not subject to depreciation or impairment.</p> <p>Subsequent expenditure that is of a capital nature is added to the cost of the asset at the end of the capital project unless the intangible asset is recorded by another department/entity in which case the completed project costs are transferred to that department.</p>
17	<p>Provisions and Contingents</p>
17.1	<p>Provisions</p> <p>Provisions are recorded in the notes to the financial statements when there is a present legal or constructive obligation to forfeit economic benefits as a result of events in the past and it is probable that an outflow of resources embodying economic benefits or service potential will be required to settle the obligation and a reliable estimate of the obligation can be made. The provision is measured as the best estimate of the funds required to settle the present obligation at the reporting date.</p>

ACCOUNTING POLICIES for the year ended 31 March 2017

17.2	<p>Contingent liabilities</p> <p>Contingent liabilities are recorded in the notes to the financial statements when there is a possible obligation that arises from past events, and whose existence will be confirmed only by the occurrence or non-occurrence of one or more uncertain future events not within the control of the department or when there is a present obligation that is not recognised because it is not probable that an outflow of resources will be required to settle the obligation or the amount of the obligation cannot be measured reliably.</p>
17.3	<p>Contingent assets</p> <p>Contingent assets are recorded in the notes to the financial statements when a possible asset arises from past events, and whose existence will be confirmed by the occurrence or non-occurrence of one or more uncertain future events not within the control of the department.</p>
17.4	<p>Commitments</p> <p>Commitments (other than for transfers and subsidies) are recorded at cost in the notes to the financial statements when there is a contractual arrangement or an approval by management in a manner that raises a valid expectation that the department will discharge its responsibilities thereby incurring future expenditure that will result in the outflow of cash.</p>
18	<p>Unauthorised expenditure</p> <p>Unauthorised expenditure is recognised in the statement of financial position until such time as the expenditure is either: approved by Parliament or the Provincial Legislature with funding and the related funds are received; or approved by Parliament or the Provincial Legislature without funding and is written off against the appropriation in the statement of financial performance; or transferred to receivables for recovery. Unauthorised expenditure is measured at the amount of the confirmed unauthorised expenditure.</p>
19	<p>Fruitless and wasteful expenditure</p> <p>Fruitless and wasteful expenditure is recorded in the notes to the financial statements when confirmed. The amount recorded is equal to the total value of the fruitless and or wasteful expenditure incurred. Fruitless and wasteful expenditure is removed from the notes to the financial statements when it is resolved or transferred to receivables for recovery. Fruitless and wasteful expenditure receivables are measured at the amount that is expected to be recoverable and are de-recognised when settled or subsequently written-off as irrecoverable.</p>
20	<p>Irregular expenditure</p> <p>Irregular expenditure is recorded in the notes to the financial statements when confirmed. The amount recorded is equal to the value of the irregular expenditure incurred unless it is impracticable to determine, in which case reasons therefor are provided in the note. Irregular expenditure is removed from the note when it is either condoned by the relevant authority, transferred to receivables for recovery or not condoned and is not recoverable. Irregular expenditure receivables are measured at the amount that is expected to be recoverable and are de-recognised when settled or subsequently written-off as irrecoverable.</p>

ACCOUNTING POLICIES for the year ended 31 March 2017

21	<p>Changes in accounting policies, accounting estimates and errors</p> <p>Changes in accounting policies that are effected by management have been applied retrospectively in accordance with MCS requirements, except to the extent that it is impracticable to determine the period-specific effects or the cumulative effect of the change in policy. In such instances the department shall restate the opening balances of assets, liabilities and net assets for the earliest period for which retrospective restatement is practicable.</p> <p>Changes in accounting estimates are applied prospectively in accordance with MCS requirements.</p> <p>Correction of errors is applied retrospectively in the period in which the error has occurred in accordance with MCS requirements, except to the extent that it is impracticable to determine the period-specific effects or the cumulative effect of the error. In such cases the department shall restate the opening balances of assets, liabilities and net assets for the earliest period for which retrospective restatement is practicable.</p>
22	<p>Events after the reporting date</p> <p>Events after the reporting date that are classified as adjusting events have been accounted for in the financial statements. The events after the reporting date that are classified as non-adjusting events after the reporting date have been disclosed in the notes to the financial statements.</p>
23	<p>Principal-Agent arrangements</p> <p>The department is party to a principal-agent arrangement for [include details here]. In terms of the arrangement the department is the [principal / agent] and is responsible for [include details here]. All related revenues, expenditures, assets and liabilities have been recognised or recorded in terms of the relevant policies listed herein. Additional disclosures have been provided in the notes to the financial statements where appropriate.</p>
24	<p>Departures from the MCS requirements</p> <p>[Insert information on the following: that management has concluded that the financial statements present fairly the department's primary and secondary information; that the department complied with the Standard except that it has departed from a particular requirement to achieve fair presentation; and the requirement from which the department has departed, the nature of the departure and the reason for departure.]</p>
25	<p>Capitalisation reserve</p> <p>The capitalisation reserve comprises of financial assets and/or liabilities originating in a prior reporting period but which are recognised in the statement of financial position for the first time in the current reporting period. Amounts are recognised in the capitalisation reserves when identified in the current period and are transferred to the National/Provincial Revenue Fund when the underlying asset is disposed and the related funds are received.</p>
26	<p>Recoverable revenue</p> <p>Amounts are recognised as recoverable revenue when a payment made in a previous financial year becomes recoverable from a debtor in the current financial year. Amounts are either transferred to the National/Provincial Revenue Fund when recovered or are transferred to the statement of financial performance when written-off.</p>

ACCOUNTING POLICIES for the year ended 31 March 2017

27	<p>Related party transactions</p> <p>A related party transaction is a transfer of resources, services or obligations between the reporting entity and a related party. Related party transactions within the Minister/MEC's portfolio are recorded in the notes to the financial statements when the transaction is not at arm's length.</p> <p>Key management personnel are those persons having the authority and responsibility for planning, directing and controlling the activities of the department. The number of individuals and their full compensation is recorded in the notes to the financial statements.</p>
28	<p>Inventories (Effective from date determined in a Treasury Instruction)</p> <p>At the date of acquisition, inventories are recorded at cost price in the statement of financial performance.</p> <p>Where inventories are acquired as part of a non-exchange transaction, the cost of inventory is its fair value at the date of acquisition. Inventories are subsequently measured at the lower of cost and net realisable value or the lower of cost and current replacement value. Subsequent measurement of the cost of inventory is determined on the weighted average basis.</p>
29	<p>Public-Private Partnerships</p> <p>Public Private Partnerships are accounted for based on the nature and or the substance of the partnership. The transaction is accounted for in accordance with the relevant accounting policies.</p> <p>A summary of the significant terms of the PPP agreement, the parties to the agreement, and the date of commencement thereof together with the description and nature of the concession fees received, the unitary fees paid, rights and obligations of the department are recorded in the notes to the financial statements.</p>
30	<p>Employee benefits</p> <p>The value of each major class of employee benefit obligation (accruals, payables not recognised and provisions) is disclosed in the Employee benefits note.</p>

NOTES TO THE ANNUAL FINANCIAL STATEMENTS for the year ended 31 March 2017

1. Annual Appropriation

1.1 Annual Appropriation

PROGRAMMES	2016/17			2015/16	
	Final Appropriation	Actual Funds Received	Funds not requested/not received	Final Appropriation	Appropriation received
	R'000	R'000	R'000	R'000	R'000
Administration	1 551 563	1 551 563	-	1 381 600	1 381 600
International Relations	3 743 869	3 743 869	-	3 506 175	3 506 175
International Cooperation	481 950	481 950	-	525 201	525 201
Public Diplomacy and Protocol Services	272 860	272 860	-	363 557	363 557
International Transfers	788 409	788 409	-	734 321	734 321
Total	6 838 651	6 838 651	-	6 510 854	6 510 854

All funds were requested.

1.2 Conditional grants

	Note	2016/17 R'000	2015/16 R'000
Total grants received	46	-	-
Provincial grants included in Total Grants received		-	-

2. Statutory Appropriation

	2016/17 R'000	2015/16 R'000
None	-	-
Total	-	-

3. Departmental revenue

	Note	2016/17 R'000	2015/16 R'000
Tax revenue		-	-
Sales of goods and services other than capital assets	3.1	972	1 013
Fines, penalties and forfeits	3.2	-	-
Interest, dividends and rent on land	3.3	694	1 740
Sales of capital assets	3.4	4 357	5 807
Transactions in financial assets and liabilities	3.5	22 977	26 324
Transfer received	3.6	-	-
Total revenue collected		29 000	34 884
Less: Own revenue included in appropriation	19	-	-
Departmental revenue collected		29 000	34 884

NOTES TO THE ANNUAL FINANCIAL STATEMENTS for the year ended 31 March 2017

3.1 Sales of goods and services other than capital assets

	Note	2016/17	2015/16
	3	R'000	R'000
Sales of goods and services produced by the department		972	1 013
Sales by market establishment		502	569
Administrative fees		-	-
Other sales		470	444
Sales of scrap, waste and other used current goods		-	-
Total		972	1 013

3.2 Fines, penalties and forfeits

	Note	2016/17	2015/16
	3	R'000	R'000
Fines		-	-
Penalties		-	-
Forfeits		-	-
Total		-	-

3.3 Interest, dividends and rent on land

	Note	2016/17	2015/16
	3	R'000	R'000
Interest		694	1 740
Dividends		-	-
Rent on land		-	-
Total		694	1 740

3.4 Sale of capital assets

	Note	2016/17	2015/16
	3	R'000	R'000
Tangible assets		4 357	5 807
Buildings and other fixed structures	41	-	-
Machinery and equipment	39	4 357	5 807
Heritage Asset	39	-	-
Specialised military assets	39	-	-
Land and subsoil assets	41	-	-
Biological assets	39	-	-
Intangible assets		-	-
Software	40	-	-
Mastheads and publishing titles	40	-	-
Patents, licences, copyright, brand names, trademarks	40	-	-
Recipes, formulae, prototypes, designs, models	40	-	-
Services and operating rights	40	-	-
Total		4 357	5 807

NOTES TO THE ANNUAL FINANCIAL STATEMENTS for the year ended 31 March 2017

3.5 Transactions in financial assets and liabilities

	Note	2016/17	2015/16
	3	R'000	R'000
Loans and advances		-	-
Receivables		-	-
Forex gain		-	-
Stale cheques written back		752	73
Other Receipts including Recoverable Revenue		22 225	26 251
Gains on GFECRA		-	-
Total		22 977	26 324

3.6 Transfers received

	Note	2016/17	2015/16
	3	R'000	R'000
None		-	-

3.7 Cash received not recognised (not included in the main note) – 2016/17

Name of entity	Amount received	Amount paid to the revenue fund	Balance
	R'000	R'000	R'000
Revenue collected on behalf of DHA for civic and immigration services	389 126	245 922	143 204
Total	389 126	245 922	143 204

3.8 Cash received not recognised (not included in the main note) – 2015/16

Name of entity	Amount received	Amount paid to the revenue fund	Balance
	R'000	R'000	R'000
Revenue collected on behalf of DHA for civic and immigration services	327 776	209 382	118 394
Total	327 776	209 382	118 394

4. Aid assistance

	Note	2016/17	2015/16
		R'000	R'000
None		-	-

4.1 Analysis of balance by source

	Note	2016/17	2015/16
		R'000	R'000
None		-	-

NOTES TO THE ANNUAL FINANCIAL STATEMENTS for the year ended 31 March 2017

4.2 Analysis of balance

	2016/17 R'000	2015/16 R'000
None	-	-

4.3 Prior period error

	2015/16 R'000
Nature of prior period error	
None	-

5. Compensation of employees

5.1 Salaries and Wages

	2016/17 R'000	2015/16 R'000
Basic salary	1 550 606	1 502 784
Performance award	7 584	3 347
Service Based	2 729	3 273
Compensative/circumstantial	52 141	53 511
Periodic payments	-	-
Other non-pensionable allowances	1 201 860	1 223 468
Total	2 814 920	2 786 383

Other pensionable allowances include allowances payable to officials stationed abroad as per foreign services dispensation as determined for the Foreign Services Dispensation.

5.2 Social contributions

	2016/17 R'000	2015/16 R'000
Employer contributions		
Pension	201 392	198 244
Medical	99 110	98 958
UIF	-	-
Bargaining council	203	156
Official unions and associations	-	-
Insurance	-	-
Total	300 705	297 358
Total compensation of employees	3 115 625	3 083 741
Average number of employees	4 006	4 190

Officials appointed in terms of Public Service Act- 2 228 (2 277 - 2015/16) / Officials not appointed in terms of Public Service Act Local Recruited Personnel -1 778 (1 913 - 2015/16)

NOTES TO THE ANNUAL FINANCIAL STATEMENTS for the year ended 31 March 2017

6. Goods and services

	Note	2016/17 R'000	2015/16 R'000
Administrative fees		9 248	12 105
Advertising		3 627	4 094
Minor assets	6.1	2 880	2 800
Bursaries (employees)		1 340	1 037
Catering		20 357	19 947
Communication		56 516	61 327
Computer services	6.2	181 291	166 362
Consultants: Business and advisory services		3 537	3 994
Infrastructure and planning services		-	-
Laboratory services		-	-
Scientific and technological services		-	-
Legal services		7 258	5 339
Contractors		169 499	86 412
Agency and support / outsourced services		1 729	3 444
Entertainment		12 392	13 702
Audit cost – external	6.3	23 830	23 324
Fleet services		280	42
Inventory	6.4	-	-
Consumables	6.5	57 671	52 519
Housing		-	-
Operating leases		1 070 255	1 016 886
Property payments	6.6	393 839	388 467
Rental and hiring		1 433	4 252
Transport provided as part of the departmental activities		-	-
Travel and subsistence	6.7	272 413	335 194
Venues and facilities		21 749	60 514
Training and development		6 024	8 144
Other operating expenditure	6.8	246 643	205 031
Total		2 563 811	2 474 936

NOTES TO THE ANNUAL FINANCIAL STATEMENTS for the year ended 31 March 2017

Included in the expenditure for Goods & Services is existing leases paid in Missions abroad as per contractual obligation which the department budgeted for in 2016/17.

6.1 Minor assets

	Note	2016/17	2015/16
	6	R'000	R'000
Tangible assets		2 880	2 800
Buildings and other fixed structures		-	-
Biological assets		-	-
Heritage assets		-	-
Machinery and equipment		2 880	2 800
Transport assets		-	-
Specialised military assets		-	-
Intangible assets		-	-
Software		-	-
Mastheads and publishing titles		-	-
Patents, licences, copyright, brand names, trademarks		-	-
Recipes, formulae, prototypes, designs, models		-	-
Services and operating rights		-	-
Total		2 880	2 800

6.2 Computer services

	Note	2016/17	2015/16
	6	R'000	R'000
SITA computer services		24 492	20 218
External computer service providers		156 799	146 144
Total		181 291	166 362

6.3 Audit cost – External

	Note	2016/17	2015/16
	6	R'000	R'000
Regularity audits		23 830	23 324
Performance audits		-	-
Investigations		-	-
Environmental audits		-	-
Computer audits		-	-
Total		23 830	23 324

NOTES TO THE ANNUAL FINANCIAL STATEMENTS for the year ended 31 March 2017

6.4 Inventory

	Note	2016/17	2015/16
	6	R'000	R'000
Clothing material and accessories		-	-
Farming supplies		-	-
Food and food supplies		-	-
Fuel, oil and gas		-	-
Learning, teaching and support material		-	-
Materials and supplies		-	-
Medical supplies		-	-
Medicine		-	-
Medsas inventory interface		-	-
Other supplies	6.4.1	-	-
Total		-	-

6.4.1 Other supplies

	Note	2016/17	2015/16
	6.4	R'000	R'000
Ammunition and security supplies		-	-
Assets for distribution		-	-
Machinery and equipment		-	-
Other		-	-
Total		-	-

6.5 Consumables

	Note	2016/17	2015/16
	6	R'000	R'000
Consumable supplies		39 163	35 343
Uniform and clothing		6 831	2 162
Household supplies		6 860	6 954
Building material and supplies		-	-
Communication accessories		-	-
IT consumables		1 710	1 143
Other consumables		23 762	25 084
Stationery, printing and office supplies		18 508	17 176
Total		57 671	52 519

6.6 Property payment

	Note	2016/17	2015/16
	6	R'000	R'000
Municipal services		182 774	170 273
Property management fees		41 959	45 698
Property maintenance and repairs		169 106	172 496
Other		-	-
Total		393 839	388 467

NOTES TO THE ANNUAL FINANCIAL STATEMENTS for the year ended 31 March 2017

6.7 Travel and subsistence

	Note	2016/17	2015/16
	6	R'000	R'000
Local		26 384	65 477
Foreign		246 029	269 717
Total		272 413	335 194

6.8 Other operating expenditure

	Note	2016/17	2015/16
	6	R'000	R'000
Professional bodies, membership and subscription fees		1 613	1 691
Resettlement costs		10 538	10 268
Other		234 492	193 072
Total		246 643	205 031

Other mainly relates to transfer costs for officials posted abroad.

7. Interest and rent on land

	Note	2016/17	2015/16
		R'000	R'000
Interest paid		68 280	55 378
Rent on land		-	-
Total		68 280	55 378

8. Payments for financial assets

	Note	2016/17	2015/16
		R'000	R'000
Material losses through criminal conduct			
Theft	8.4		
Other material losses	8.1		
Purchase of equity			
Extension of loans for policy purposes			
Other material losses written off	8.2	-	17 322
Debts written off	8.3		
Forex losses	8.5		
Debt take overs			
Losses on GFECRA			
Total		-	17 322

NOTES TO THE ANNUAL FINANCIAL STATEMENTS for the year ended 31 March 2017

8.1 Other material losses

	Note	2016/17	2015/16
	8	R'000	R'000
Nature of other material losses			
(Group major categories, but list material items)		-	-
Incident Disciplinary Steps taken/ Criminal proceedings		-	-
Total		<u>-</u>	<u>-</u>

8.2 Other material losses written off

	Note	2016/17	2015/16
	8	R'000	R'000
Nature of losses			
(Group major categories, but list material items)			
Write off irrecoverable departmental claims for agency services rendered on behalf of other departments and entities.		-	17 322
Total		<u>-</u>	<u>17 322</u>

8.3 Debts written off

	Note	2016/17	2015/16
	8	R'000	R'000
Nature of debts written off			
(Group major categories, but list material items: debts written off relating to irregular expenditure, recoverable expenditure and other debts must be listed here)			
Irregular expenditure written off		-	-
Total		<u>-</u>	<u>-</u>
Recoverable revenue written off		-	-
Total		<u>-</u>	<u>-</u>
Other debt written off		-	-
Total		<u>-</u>	<u>-</u>
Total debt written off		<u>-</u>	<u>-</u>

8.4 Details of theft

	Note	2016/17	2015/16
	8	R'000	R'000
Nature of theft			
(Group major categories, but list material items)		-	-
Total		<u>-</u>	<u>-</u>

NOTES TO THE ANNUAL FINANCIAL STATEMENTS for the year ended 31 March 2017

8.5 Forex losses

	Note	2016/17	2015/16
	8	R'000	R'000
Nature of losses			
(Group major categories, but list material items)		-	-
Total		-	-

9. Transfers and subsidies

Note	2016/17	2015/16	
	R'000	R'000	
Provinces and municipalities	48, 49	-	-
Departmental agencies and accounts	Annex 1B	31	145 637
Higher education institutions	Annex 1C	-	-
Foreign governments and international organisations	Annex 1E	822 356	621 004
Public corporations and private enterprises	Annex 1D	-	-
Non-profit institutions	Annex 1F	-	-
Households	Annex 1G	6 199	5 897
Total		828 586	772 538

Unspent funds transferred to the above beneficiaries

Provinces and municipalities	-	-
Departmental agencies and accounts	-	-
Total	-	-

10. Expenditure for capital assets

Note	2016/17	2015/16	
	R'000	R'000	
Tangible assets	268 628	240 119	
Buildings and other fixed structures	41	97 432	130 236
Heritage assets	39, 41	-	-
Machinery and equipment	39	53 476	109 883
Specialised military assets	39	-	-
Land and subsoil assets	41	117 720	-
Biological assets	39	-	-
Intangible assets		-	730
Software	40	-	730
Mastheads and publishing titles		-	-
Patents, licences, copyright, brand names, trademarks		-	-
Recipes, formulae, prototypes, designs, models		-	-
Services and operating rights		-	-
Total		268 628	240 849

NOTES TO THE ANNUAL FINANCIAL STATEMENTS for the year ended 31 March 2017

The following amounts have been included as project costs in Expenditure for capital assets:

Compensation of employees	-	-
Goods and services	-	-
Total	-	-

10.1 Analysis of funds utilised to acquire capital assets – 2016/17

	Voted funds R'000	Aid assistance R'000	Total R'000
Tangible assets	268 628	-	268 628
Buildings and other fixed structures	97 432	-	97 432
Heritage assets	-	-	-
Machinery and equipment	53 476	-	53 476
Specialised military assets	-	-	-
Land and subsoil assets	117 720	-	117 720
Biological assets	-	-	-
Intangible assets	-	-	-
Software	-	-	-
Mastheads and publishing titles	-	-	-
Patents, licences, copyright, brand names, trademarks	-	-	-
Recipes, formulae, prototypes, designs, models	-	-	-
Services and operating rights	-	-	-
Total	268 628	-	268 628

10.2 Analysis of funds utilised to acquire capital assets – 2015/16

	Voted funds R'000	Aid assistance R'000	Total R'000
Tangible assets	240 119	-	240 119
Buildings and other fixed structures	130 236	-	130 236
Heritage assets	-	-	-
Machinery and equipment	109 883	-	109 883
Specialised military assets	-	-	-
Land and subsoil assets	-	-	-
Biological assets	-	-	-
Intangible assets	730	-	730
Software	730	-	730
Mastheads and publishing titles	-	-	-
Patents, licences, copyright, brand names, trademarks	-	-	-
Recipes, formulae, prototypes, designs, models	-	-	-
Services and operating rights	-	-	-
Total	240 849	-	240 849

NOTES TO THE ANNUAL FINANCIAL STATEMENTS for the year ended 31 March 2017

10.3 Finance lease expenditure included in Expenditure for capital assets

	<i>Note</i>	2016/17 R'000	2015/16 R'000
Tangible assets			
Buildings and other fixed structures		-	-
Heritage assets		-	-
Machinery and equipment		23 935	24 086
Specialised military assets		-	-
Land and subsoil assets		-	-
Biological assets		-	-
Total		23 935	24 086

11. Unauthorised expenditure

11.1 Reconciliation of unauthorised expenditure

	<i>Note</i>	2016/17 R'000	2015/16 R'000
Opening balance		382 092	215 568
Prior period error	11.5	-	-
As restated		382 092	215 568
Unauthorised expenditure – discovered in current year (as restated)		33 977	166 524
Less: Amounts approved by Parliament/Legislature with funding		-	-
Less: Amounts approved by Parliament/Legislature without funding		-	-
Capital		-	-
Current		-	-
Transfers and subsidies		-	-
Less: Amounts transferred to receivables for recovery	15	-	-
Closing balance		416 069	382 092

11.2 Analysis of unauthorised expenditure awaiting authorisation per economic classification

	2016/17 R'000	2015/16 R'000
Current	349 772	349 772
Capital	-	-
Transfers and subsidies	66 297	32 320
Total	416 069	382 092

11.3 Analysis of unauthorised expenditure awaiting authorisation per type

	2016/17 R'000	2015/16 R'000
Unauthorised expenditure relating to overspending of the vote or a main division within a vote	416 069	382 092
Unauthorised expenditure incurred not in accordance with the purpose of the vote or main division	-	-
Total	416 069	382 092

NOTES TO THE ANNUAL FINANCIAL STATEMENTS for the year ended 31 March 2017

11.4 Details of unauthorised expenditure – current year

Incident	Disciplinary steps taken/criminal proceedings	2016/17 R'000
The overspending is due to an arrear payment for African Union Membership Fees		33 977
Total		33 977

11.5 Prior period error

	Note	2015/16 R'000
Nature of prior period error		
Relating to 2014/15		-
Relating to 2015/16		-
Total		-

12. Cash and cash equivalents

	Note	2016/17 R'000	2015/16 R'000
Consolidated Paymaster General Account		46 578	156 895
Cash receipts		-	-
Disbursements		-	-
Cash on hand		2 814	2 749
Investments (Domestic)		89 683	32 467
Investments (Foreign)		192 310	191 768
Total		331 385	383 879

The department does not have any amounts of undrawn borrowing facilities that may be available for future operating activities and to settle capital commitments. Included in Investment (foreign) is cash collected on behalf of DHA

Investments represent cash with commercial bank	
Calculated bank balance	232 587
Plus: Outstanding deposits	8 171
Less Outstanding cheques	(43 803)
Bank Errors	(287)
Add: Profit/(loss)	(92 929)
Other responsibilities	(1 868)
Investment internation	101 871
Less Outstanding cheques	90 439
Total	192 310

NOTES TO THE ANNUAL FINANCIAL STATEMENTS for the year ended 31 March 2017

13. Other financial assets

	<i>Note</i>	2016/17	2015/16
		R'000	R'000
Foreign			
Rental deposits		20 364	14 753
Total		<u>20 364</u>	<u>14 753</u>
Total Current other financial assets		<u>20 364</u>	<u>14 753</u>

	<i>Note</i>	2016/17	2015/16
		R'000	R'000
Foreign			
Rental deposits		64 335	66 713
Total		<u>64 335</u>	<u>66 713</u>
Total Non-current other financial assets		<u>64 335</u>	<u>66 713</u>

14. Prepayments and advances

	<i>Note</i>	2016/17	2015/16
		R'000	R'000
Travel and subsistence		1 125	1 500
Prepayments (Not expensed)	14.2	-	69
Total		<u>1 125</u>	<u>1 569</u>

14.1 Advances paid (Not expensed)

	<i>Note</i>	2016/17	2015/16
		R'000	R'000
National departments	14	-	-
Other entities		-	-
Total		<u>-</u>	<u>-</u>

14.2 Prepayments (Not expensed)

	<i>Note</i>	2016/17	2015/16
		R'000	R'000
Goods and services	14	-	-
Interest and rent on land		-	-
Transfers and subsidies		-	-
Capital assets		-	69
Other		-	-
Total		<u>-</u>	<u>69</u>

NOTES TO THE ANNUAL FINANCIAL STATEMENTS for the year ended 31 March 2017

14.3 Prepayments (Expensed)

	<i>Note</i>	2016/17	2015/16
		R'000	R'000
Goods and services		-	-
Interest and rent on land		-	-
Transfers and subsidies		-	-
Capital assets		118 196	4 020
Other		-	-
Total		118 196	4 020

The prepayments expensed were budgeted and paid for in the 2016/17 financial year as per the contractual obligation.

14.4 Advances paid (Expensed)

	<i>Note</i>	2016/17	2015/16
		R'000	R'000
National departments	14	-	-
Provincial departments		-	-
Public entities		-	-
Other entities		-	-
Total		-	-

15. Receivables

		2016/17			2015/16		
	<i>Note</i>	Current	Non-current	Total	Current	Non-current	Total
		R'000	R'000	R'000	R'000	R'000	R'000
Claims recoverable	15.1	201 351	161 650	363 001	104 595	431 685	536 280
Trade receivables	15.2	-	-	-	-	-	-
Recoverable expenditure	15.3	-	-	-	-	-	-
Staff debt	15.4	34 975	26 995	61 970	31 436	36 820	68 256
Fruitless and wasteful expenditure	15.6	-	-	-	-	-	-
Other debtors	15.5	14	23 609	23 623	-	21 520	21 520
Total		236 340	212 254	448 594	136 031	490 025	626 056

An amount of R367 million has been netted off against payables in relation to DHA transactions as agreed with National Treasury through the Memorandum of Understanding between the DIRCO and DHA resulting in "adjusting events after reporting date".

NOTES TO THE ANNUAL FINANCIAL STATEMENTS for the year ended 31 March 2017

15.1 Claims recoverable

	<i>Note</i>	2016/17	2015/16
	<i>15 and Annex 4</i>	R'000	R'000
National departments		350 909	533 573
Provincial departments		10 285	1 652
Foreign governments		-	-
Public entities		1 463	851
Private enterprises		-	-
Higher education institutions		344	204
Households and non-profit institutions		-	-
Local governments		-	-
Total		363 001	536 280

15.2 Trade receivables

	<i>Note</i>	2016/17	2015/16
	<i>15</i>	R'000	R'000
None		-	-
Total		-	-

15.3 Recoverable expenditure (disallowance accounts)

	<i>Note</i>	2016/17	2015/16
	<i>15</i>	R'000	R'000
None		-	-
Total		-	-

15.4 Staff debt

	<i>Note</i>	2016/17	2015/16
	<i>15</i>	R'000	R'000
Departmental Debt Account		60 148	64 011
Foreign Staff Debt		1 441	3 952
Persal Account		381	293
Total		61 970	68 256

15.5 Other debtors

	<i>Note</i>	2016/17	2015/16
	<i>15</i>	R'000	R'000
Accra Rental		972	972
Damages and losses		7 285	5 264
Theft and loss - Accra		330	330
Other receivables		4 688	4 688
Rwanda Medical brigade		10 334	10 266
FNB – Petty Cash		14	-
Total		23 623	21 520

NOTES TO THE ANNUAL FINANCIAL STATEMENTS for the year ended 31 March 2017

15.6 Fruitless and wasteful expenditure

	Note	2016/17	2015/16
		R'000	R'000
Opening balance	15	-	-
None		-	-

15.7 Impairment of receivables

	Note	2016/17	2015/16
		R'000	R'000
Impairment of receivables		147 173	147 173
Total		147 173	147 173

16. Investments

	Note	2016/17	2015/16
		R'000	R'000
Non-Current		-	-
Shares and other equity		-	-
Total		-	-

Securities other than shares

	Annex 2A	2016/17	2015/16
		R'000	R'000
None		-	-
Total		-	-

Total non-current

		2016/17	2015/16
		R'000	R'000
Analysis of non-current investments			
Opening balance		-	-
None		-	-

16.1 Impairment of investments

	Note	2016/17	2015/16
		R'000	R'000
None		-	-
Total		-	-

17. Loans

	Note	2016/17	2015/16
		R'000	R'000
None		-	-
Total		-	-

Analysis of Balance

None		-	-
Closing balance		-	-

NOTES TO THE ANNUAL FINANCIAL STATEMENTS for the year ended 31 March 2017

17.1 Impairment of loans

	Note	2016/17 R'000	2015/16 R'000
None		-	-
Total		<u>-</u>	<u>-</u>

18. Voted funds to be surrendered to the Revenue Fund

	Note	2016/17 R'000	2015/16 R'000
Opening balance		32 614	108 687
Prior period error	18.2	-	-
As restated		32 614	108 687
Transfer from statement of financial performance (as restated)		(6 279)	(133 910)
Add: Unauthorised expenditure for current year	11	33 977	166 524
Voted funds not requested/not received	1.1	-	-
Transferred to retained revenue to defray excess expenditure (PARLIAMENT/LEGISLATURES ONLY)	18.1	-	-
Paid during the year		(32 614)	(108 687)
Closing balance		<u>27 698</u>	<u>32 614</u>

18.1 Voted funds / (Excess expenditure) transferred to the retained funds (Parliament / Legislatures ONLY)

	Note	2016/17 R'000	2015/16 R'000
Opening balance	18	-	-
Transfer from statement of financial performance		-	-
Transfer from Departmental Revenue to defray excess expenditure	19	-	-
Closing balance		<u>-</u>	<u>-</u>

18.2 Prior period error

	Note	2015/16 R'000
Nature of prior period error		
Relating to 2015/16 [affecting the opening balance]		
None		-
Relating to 2016/17		
None		-
Total prior period errors		<u>-</u>

NOTES TO THE ANNUAL FINANCIAL STATEMENTS for the year ended 31 March 2017

19. Departmental revenue and NRF Receipts to be surrendered to the Revenue Fund

	Note	2016/17 R'000	2015/16 R'000
Opening balance		13 412	4 879
Prior period error	19.1	-	-
As restated		13 412	4 879
Transfer from Statement of Financial Performance (as restated)		29 000	34 884
Own revenue included in appropriation		-	-
Transfer from aid assistance	4	-	-
Transfer to voted funds to defray expenditure (Parliament/Legislatures ONLY)	18.1	-	-
Paid during the year		(26 980)	(26 351)
Closing balance		15 432	13 412

19.1 Prior period error

	Note	2015/16 R'000
Nature of prior period error		
Relating to 2015/16 [affecting the opening balance]		
None		-
Relating to 2016/17		
None		-
Total prior period errors		-

20. Bank Overdraft

	Note	2016/17 R'000	2015/16 R'000
Consolidated Paymaster General Account		-	-
Fund requisition account		-	-
Overdraft with commercial banks (Foreign)		-	-
Total		-	-

21. Payables – current

	Note	2016/17 R'000	2015/16 R'000
Amounts owing to other entities		204 559	210 822
Advances received	21.1	135 712	71 049
Clearing accounts	21.2	1 884	1 736
Other payables	21.3	156 119	131 094
Total		498 274	414 701

NOTES TO THE ANNUAL FINANCIAL STATEMENTS for the year ended 31 March 2017

21.1 Advances received

	Note	2016/17	2015/16
	21	R'000	R'000
National departments		117 037	29 419
Provincial departments		12 124	34 760
Public entities		6 544	6 863
Other institutions		7	7
Total		135 712	71 049

21.2 Clearing accounts

	Note	2016/17	2015/16
	21	R'000	R'000
Description			
Persal account		1 884	1 736
Total		1 884	1 736

21.3 Other payables

	Note	2016/17	2015/16
	21	R'000	R'000
Description			
Detainee account		141	80
SAL: ACB Recalls: CA		42	83
Credit balance on Debt Acc		840	145
Revenue collected on behalf of DHA for civic and immigration services		143 204	118 394
Funds transferred to Mission - ABSA		-	210
Cash with Commercial Banks		11 892	12 182
Total		156 119	131 094

22. Payables – non-current

		R'000	R'000	R'000	2016/17	2015/16
		One to two	Two to three	More than three	R'000	R'000
		years	years	years	Total	Total
	Note					
Amounts owing to other entities		-	729 016	-	729 016	1 002 492
Advances received	22.1	-	-	-	-	-
Other payables	22.2	-	-	8 340	8 340	8 864
Total		-	729 016	8 340	737 356	1 011 356

An amount of R367 million has been netted off against payables in relation to DHA transactions as agreed with National Treasury through the Memorandum of Understanding between the DIRCO and DHA and DHA resulting in "adjusting events after reporting date".

NOTES TO THE ANNUAL FINANCIAL STATEMENTS for the year ended 31 March 2017

22.1 Advances received

	Note	2016/17	2015/16
	22	R'000	R'000
National departments		-	-
Provincial departments		-	-
Total		<u>-</u>	<u>-</u>

22.2 Other payables

	Note	2016/17	2015/16
	22	R'000	R'000
Description			
ARF Payables		8 340	8 340
Debtor credit amounts payable		-	524
Total		<u>8 340</u>	<u>8 864</u>

23. Net cash flow available from operating activities

	Note	2016/17	2015/16
		R'000	R'000
Net surplus/(deficit) as per Statement of Financial Performance		22 721	(99 026)
Add back non cash/cash movements not deemed operating activities		466 156	46 242
(Increase)/decrease in receivables – current		177 462	(44 447)
(Increase)/decrease in prepayments and advances		444	2 091
(Increase)/decrease in other current assets		-	-
Increase/(decrease) in payables – current		83 573	(11 406)
Proceeds from sale of capital assets		(4 357)	(5 807)
Proceeds from sale of investments		-	-
(Increase)/decrease in other financial assets		-	-
Expenditure on capital assets		268 628	240 849
Surrenders to Revenue Fund		(59 594)	(135 038)
Surrenders to RDP Fund/Donor		-	-
Voted funds not requested/not received		-	-
Own revenue included in appropriation		-	-
Other non-cash items		-	-
Net cash flow generated by operating activities		<u>488 877</u>	<u>(52 784)</u>

24. Reconciliation of cash and cash equivalents for cash flow purposes

	Note	2016/17	2015/16
		R'000	R'000
Consolidated Paymaster General account		46 578	156 895
Fund requisition account		-	-
Cash receipts		-	-
Disbursements		-	-
Cash on hand		2 814	2 749
Cash with commercial banks (Local)		89 683	32 467
Cash with commercial banks (Foreign)		192 310	191 768
Total		<u>331 385</u>	<u>383 879</u>

NOTES TO THE ANNUAL FINANCIAL STATEMENTS for the year ended 31 March 2017

25. Contingent liabilities and contingent assets

25.1 Contingent liabilities

		Note	2016/17 R'000	2015/16 R'000
Liable to	Nature			
Motor vehicle guarantees	Employees	Annex 3A	-	-
Housing loan guarantees	Employees	Annex 3A	440	465
Other guarantees		Annex 3A	-	-
Claims against the department		Annex 3B	33 561	18 204
Intergovernmental payables (unconfirmed balances)		Annex 5	-	-
Total			34 001	18 669

The disclosure requirements of the standards are not done due to the sensitivity of the information.

25.2 Contingent assets

	Note	2016/17 R'000	2015/16 R'000
Nature of contingent asset			
Damages for breach of contract		-	-
Claims for motor vehicle accident		49	49
Claims for damages of property		-	-
Loss of cash in Juba		380	380
Damages to the rented property - Brasilia		63	63
Rental in Accra		6 475	6 475
Total		6 967	6 967

Investigation underway.

26. Commitments

	Note	2016/17 R'000	2015/16 R'000
Current expenditure			
Approved and contracted		285 091	536 598
Approved but not yet contracted		44 360	-
		329 451	536 598
Capital expenditure			
Approved and contracted		24 712	42 270
Approved but not yet contracted		1 599	8 523
		26 311	50 793
Total Commitments		355 762	587 391

Multiyear commitments included above are more than R269 million.

NOTES TO THE ANNUAL FINANCIAL STATEMENTS for the year ended 31 March 2017

27. Accruals and payables not recognised

27.1 Accruals

			2016/17 R'000	2015/16 R'000
Listed by economic classification				
	30 Days	30+ Days	Total	Total
Goods and services	5 346	-	5 346	2 048
Interest and rent on land	-	-	-	-
Transfers and subsidies	-	-	-	-
Capital assets	-	-	-	-
Other	-	-	-	-
Total	5 346	-	5 346	2 048

	Note	2016/17 R'000	2015/16 R'000
--	------	------------------	------------------

Listed by programme level			
Administration		3 942	1 237
International Relations		519	44
International Cooperation		394	38
Public Diplomacy		491	311
International Transfers		-	418
Total		5 346	2 048

27.2 Payables not recognised

			2016/17 R'000	2015/16 R'000
Listed by economic classification				
	30 Days	30+ Days	Total	Total
Goods and services	3 655	2 043	5 698	18 114
Interest and rent on land	-	-	-	-
Transfers and subsidies	-	-	-	-
Capital assets	-	-	-	-
Total	3 655	2 043	5 698	18 114

	Note	2016/17 R'000	2015/16 R'000
--	------	------------------	------------------

Listed by programme level			
Administration		4 728	12 757
International Relations		967	695
International Cooperation		-	496
Public Diplomacy		3	1 338
International Transfers		-	2 828
Total		5 698	18 114

NOTES TO THE ANNUAL FINANCIAL STATEMENTS for the year ended 31 March 2017

	<i>Note</i>	2016/17	2015/16
		R'000	R'000
Included in the above totals are the following:			
Confirmed balances with other departments	<i>Annex 5</i>	-	-
Confirmed balances with other government entities	<i>Annex 5</i>	-	-
Total		-	-

28. Employee benefits

	<i>Note</i>	2016/17	2015/16
		R'000	R'000
Leave entitlement		61 664	55 343
Service bonus (Thirteenth cheque)		34 086	32 276
Performance awards		19 108	18 849
Capped leave commitments		66 826	66 719
Other		3 831	1 348
Total		185 515	174 535

29. Lease commitments

29.1 Operating leases expenditure

2016/17	Specialised military equipment	Land	Buildings and other fixed structures	Machinery and equipment	Total
Not later than 1 year	-	1 287	7 18 050	5 419	724 756
Later than 1 year and not later than 5 years	-	5 669	845 550	6 282	857 501
Later than five years	-	49 289	22 734	179	72 202
Total lease commitments	-	56 245	1 586 334	11 880	1 654 459

2015/16	Specialised military equipment	Land	Buildings and other fixed structures	Machinery and equipment	Total
Not later than 1 year	-	1 232	897 484	6 056	904 772
Later than 1 year and not later than 5 years	-	5 359	1 127 546	7 865	1 140 770
Later than five years	-	49 322	70 685	347	120 354
Total lease commitments	-	55 913	2 095 715	14 268	2 165 896

The departments maintains lease portfolio of more than 804 offices and residential accommodation abroad for DIRCO transferred officials, lease commitments relating to partner department were not recorded in this note as those are not for DIRCO.

NOTES TO THE ANNUAL FINANCIAL STATEMENTS for the year ended 31 March 2017

	Note	2016/17 R'000	2015/16 R'000
Rental earned on sub-leased assets	3	-	-
Total		-	-

29.2 Finance leases expenditure**

2016/17	Specialised military equipment	Land	Buildings and other fixed structures	Machinery and equipment	Total
Not later than 1 year	-	-	-	3 559	3 559
Later than 1 year and not later than 5 years	-	-	-	293	293
Later than five years	-	-	-	-	-
Total lease commitments	-	-	-	3 852	3 852

2015/16	Specialised military equipment	Land	Buildings and other fixed structures	Machinery and equipment	Total
Not later than 1 year	-	-	-	27 437	27 437
Later than 1 year and not later than 5 years	-	-	-	10 458	10 458
Later than five years	-	-	-	-	-
Total lease commitments	-	-	-	37 895	37 895

**This note excludes leases relating to public private partnership as they are separately disclosed in note no. 35.

	Note	2016/17 R'000	2015/16 R'000
Rental earned on sub-leased assets	3	-	-
Total		-	-

29.3 Operating lease revenue**

2016/17	Specialised military equipment	Land	Buildings and other fixed structures	Machinery and equipment	Total
None	-	-	-	-	-
Total operating lease revenue receivable	-	-	-	-	-

2015/16	Specialised military equipment	Land	Buildings and other fixed structures	Machinery and equipment	Total
None	-	-	-	-	-
Total operating lease revenue receivable	-	-	-	-	-

NOTES TO THE ANNUAL FINANCIAL STATEMENTS for the year ended 31 March 2017

30. Accrued departmental revenue

	<i>Note</i>	2016/17 R'000	2015/16 R'000
None		-	-
Total		<u>-</u>	<u>-</u>

30.1 Analysis of accrued departmental revenue

	<i>Note</i>	2016/17 R'000	2015/16 R'000
None		-	-
Closing balance		<u>-</u>	<u>-</u>

30.2 Accrued department revenue written off

	<i>Note</i>	2016/17 R'000	2015/16 R'000
Nature of losses		-	-
Total		<u>-</u>	<u>-</u>

30.3 Impairment of accrued departmental revenue

	<i>Note</i>	2016/17 R'000	2015/16 R'000
None		-	-
Total		<u>-</u>	<u>-</u>

31. Irregular expenditure

31.1 Reconciliation of irregular expenditure

	<i>Note</i>	2016/17 R'000	2015/16 R'000
Opening balance		416 683	107 642
Prior period error		-	-
As restated		416 683	107 642
Add: Irregular expenditure – relating to prior year		1 663	5 143
Add: Irregular expenditure – relating to current year		366 745	338 859
Less: Prior year amounts condoned		-	(3 893)
Less: Current year amounts condoned		-	(24 592)
Less: Amounts not condoned and recoverable	15	-	-
Less: Amounts not condoned and not recoverable		-	(6 475)
Closing balance		<u>785 091</u>	<u>416 683</u>

Analysis of awaiting condonation per age classification

Current year	366 745	312 934
Prior years	418 346	103 749
Total	<u>785 091</u>	<u>416 683</u>

NOTES TO THE ANNUAL FINANCIAL STATEMENTS for the year ended 31 March 2017

31.2 Details of irregular expenditure – added current year (relating to current and prior years)

Incident	Disciplinary steps taken/criminal proceedings	2016/17 R'000
Non adherence to SCM procurement processes	Irregular expenditure to be investigated	366 745
Total		366 745

31.3 Details of irregular expenditure condoned

Incident	Condoned by (condoning authority)	2016/17 R'000
		-
Total		-

31.4 Details of irregular expenditure recoverable (not condoned)

Incident		2016/17 R'000
		-
Total		-

31.5 Details of irregular expenditure not recoverable (not condoned)

Incident	Not condoned by (condoning authority)	2016/17 R'000
		-
Total		-

31.6 Details of irregular expenditures under investigation (not included in the main note)

Incident		2016/17 R'000
		-
Total		-

31.7 Prior period error

	Note	2015/16 R'000
Nature of prior period error		
Relating to 2015/16 [affecting the opening balance]		
Relating to 2015/16		
Total prior period errors		-

31.8 Details of the non-compliance where an institution was not represented in a bid committee for contracts arranged by other institutions

Incident		2016/17 R'000
		-
Total		-

NOTES TO THE ANNUAL FINANCIAL STATEMENTS for the year ended 31 March 2017

32. Fruitless and wasteful expenditure

32.1 Reconciliation of fruitless and wasteful expenditure

	<i>Note</i>	2016/17	2015/16
		R'000	R'000
Opening balance		7 373	1 850
Prior period error		-	-
As restated		7 373	1 850
Fruitless and wasteful expenditure – relating to prior year		404	-
Fruitless and wasteful expenditure – relating to current year		2 275	5 523
Less: Amounts resolved		-	-
Less: Amounts transferred to receivables for recovery	15.6	-	-
Closing balance		10 052	7 373

32.2 Analysis of awaiting resolution per economic classification

	2016/17	2015/16
	R'000	R'000
Current	9 829	7 150
Capital	223	223
Transfers and subsidies	-	-
Total	10 052	7 373

32.3 Analysis of Current year's fruitless and wasteful expenditure

Incident	Disciplinary steps taken/criminal proceedings	2016/17
		R'000
Penalties, interests and late cancellation fees at missions abroad	To conduct investigation	2 275
Total		2 275

32.4 Prior period error

	<i>Note</i>	2015/16
		R'000
Nature of prior period error		
Relating to 2015/16 [affecting the opening balance]		-
Relating to 2015/16		-
Total		-

32.5 Details of fruitless and wasteful expenditures under investigation (not included in the main note)

Incident	2016/17
	R'000
Total	-

NOTES TO THE ANNUAL FINANCIAL STATEMENTS for the year ended 31 March 2017

33. Related party transactions

Revenue received	Note	2016/17 R'000	2015/16 R'000
Tax revenue			
Sales of goods and services other than capital assets		-	-
Fines, penalties and forfeits		-	-
Interest, dividends and rent on land		-	-
Sales of capital assets		-	-
Transactions in financial assets and liabilities		-	-
Transfers received		-	-
Total		-	-
Payments made	Note	2016/17 R'000	2015/16 R'000
Goods and services		-	-
Interest and rent on land		-	-
Expenditure for capital assets		-	-
Payments for financial assets		-	-
Transfers		-	-
Total		-	-
Year end balances arising from revenue/payments	Note	2016/17 R'000	2015/16 R'000
Receivables from related parties		-	-
Payables to related parties		(204 559)	(210 822)
Total		(204 559)	(210 822)
Loans to /from related parties	Note	2016/17 R'000	2015/16 R'000
Non-interest bearing loans to/(from)		-	-
Interest bearing loans to/(from)		-	-
Total		-	-
Other	Note	2016/17 R'000	2015/16 R'000
Guarantees issued/received		-	-
List other contingent liabilities between department and related party		-	-
Total		-	-
In kind goods and services provided/received	Note	2016/17 R'000	2015/16 R'000
List in kind goods and services between the department and the related party		-	-
Total		-	-

The department manages the African Renaissance and International Cooperation Fund under the direction of the Minister

NOTES TO THE ANNUAL FINANCIAL STATEMENTS for the year ended 31 March 2017

34. Key management personnel

	<i>No. of Individuals</i>	2016/17 R'000	2015/16 R'000
Political office bearers (provide detail below)	3	6 113	6 113
Officials:			
Level 15 to 16	12	15 448	15 188
Level 14 (incl. CFO if at a lower level)	40	39 020	36 111
Family members of key management personnel	4	3 192	2 932
Total		63 773	60 344

Key management personnel (Parliament/Legislatures)

	<i>No. of Individuals</i>	2016/17 R'000	2015/16 R'000
None		-	-
Total		-	-

35. Public Private Partnership

	<i>Note</i>	2016/17 R'000	2015/16 R'000
Concession fee received		-	-
Base fee received		-	-
Variable fee received		-	-
Other fees received (Specify)		-	-
Unitary fee paid		220 075	216 692
Fixed component		27 947	27 947
Indexed component		192 128	188 745
Analysis of indexed component		192 128	188 745
Compensation of employees		-	-
Goods and services (excluding lease payments)		123 848	133 367
Operating leases		-	-
Interest		68 280	55 378
Capital / (Liabilities)		1 548 672	1 548 672
Tangible rights		-	-
Intangible rights		-	-
Property		1 491 202	1 491 202
Plant and equipment		57 470	57 470
Loans		-	-

NOTES TO THE ANNUAL FINANCIAL STATEMENTS for the year ended 31 March 2017

Other	40 911	36 107
Prepayments and advances	-	-
Pre-production obligations	-	-
Other obligations	40 911	36 107

Any guarantees issued by the department are disclosed in Note 25.1

PUBLIC PRIVATE PARTNERSHIPS (PPP)

The Department concluded a Public Private Partnership Agreement with the Imbumba Aganang Consortium on 13 March 2009, in terms of which the Private Party financed, designed, constructed, operates and maintains a suitable and sustainable working environment for the Department of International Relations and Cooperation's Head Office.

The scope of the project includes –

The provision of office accommodation for the full Head Office staff complement, together with appropriate staff wellness facilities necessary for the Department to fulfil its mandate;

A training facility;

A conference facility seating 400 delegates to accommodate the many local and international conferences hosted by the Department;

The upgrading of the existing diplomatic guest house in Waterkloof; and

The construction of a new guest house on the same site as the Head Office.

The construction of the facilities was completed at the end of August 2009 and the Department relocated into the facilities during September 2009. The operational phase of the project, which will continue for 25 years, commenced on 20 September 2009.

The Unitary Fee for the project is fixed and agreed to in schedule 8 to the PPP Agreement. The Unitary Fee is escalated annually with CPI. In addition to the fixed Unitary Fee, the Department pays to the Private Party, on a monthly basis, pass-through cost for utilities such as water & electricity, waste management and TV licenses as well as additional costs for third party services such as catering, events management and ad hoc requests e.g. additional network cabling / power points. No contract fees are received from any third parties.

In terms of the PPP Agreement, the Department has given the private Party a 25 year contract to manage the facility and all the facility assets on behalf of the Department. The Private Party is not the owner of the facility and should the PPP Agreement be terminated before its expiry date, the Private Party will not have a claim to the property but will be entitled to a termination payment as described in clauses 47 to 50 of the PPP Agreement. In addition to owning the facility the Department will, upon expiry of the contract, in September 2034, own all the assets therein and may either manage it internally or enter into a new arrangement, following the applicable procurement prescripts, for the management thereof.

During the term of the PPP Agreement, the Private Party is obliged to provide and manage the facilities and facility assets and replace the assets at the end of its economic lifespan. This replacement of assets, which includes major items such as lifts, escalators, carpets and the HVAC systems as well as furniture, fittings and equipment, will take place in accordance with the agreed maintenance and replacement provisions contained in schedules 4 and 6 to the PPP Agreement and is included in the agreed Unitary Fee. No additional costs are thus foreseen in this regard.

The contract furthermore contains provisions for regular maintenance surveys to be conducted by independent parties so as to ensure that the facilities are maintained adequately and to ensure the replacement of furniture, fittings and equipment at appropriate intervals.

In addition to the above, the Private Party also performs the following facilities management services: on site facilities helpdesk, on site availability of electrical engineers, plumbers and handymen, cleaning, landscaping, gardening and churn management. All costs associated with these services are included in the agreed Unitary Fee.

During the year under review, the Department continued its monthly meetings with the Private Party and its operations subcontractor in order to manage the performance of the Private Party as well as to administratively manage the PPP Agreement. The resolution of latent building defects continued to receive priority attention. No variations were made to the PPP Agreement and no structural changes were undertaken. All facilities management services are fully operational and internal mechanisms to assess the Private Party's performance and ensure that penalties are deducted for performance not in accordance with the contract, are in place.

NOTES TO THE ANNUAL FINANCIAL STATEMENTS for the year ended 31 March 2017

36. Impairment (other than receivables, accrued departmental revenue, loans and investments)

	<i>Note</i>	2016/17 R'000	2015/16 R'000
None			
Total		-	-

37. Provisions

	<i>Note</i>	2016/17 R'000	2015/16 R'000
None			
Total		-	-

37.1 Reconciliation of movement in provisions – 2016/17

	Provision 1 R'000	Provision 2 R'000	Provision 3 R'000	Total provisions R'000
None	-	-	-	-
Closing balance	-	-	-	-

Reconciliation of movement in provisions – 2015/16

	Provision 1 R'000	Provision 2 R'000	Provision 3 R'000	Total provisions R'000
None	-	-	-	-
Closing balance	-	-	-	-

38. Non-adjusting events after reporting date

	2016/17 R'000
Nature of event	
Include an estimate of the financial effect of the subsequent non-adjusting events or a statement that such an estimate cannot be made.	
Total	-

NOTES TO THE ANNUAL FINANCIAL STATEMENTS for the year ended 31 March 2017

39. Movable Tangible Capital Assets

MOVEMENT IN MOVABLE TANGIBLE CAPITAL ASSETS PER ASSET REGISTER FOR THE YEAR ENDED 31 MARCH 2017

	Opening balance	Value adjustments	Additions	Disposals	Closing Balance
	R'000	R'000	R'000	R'000	R'000
HERITAGE ASSETS	157 030	-	-	-	157 030
Heritage assets	157 030	-	-	-	157 030
MACHINERY AND EQUIPMENT	565 549	-	35 415	25 039	575 925
Transport assets	182 687	-	21 191	9 990	193 888
Computer equipment	145 185	-	2 749	7 966	139 968
Furniture and office equipment	183 694	-	8 811	5 623	186 882
Other machinery and equipment	53 983	-	2 664	1 460	55 187
SPECIALISED MILITARY ASSETS					
Specialised military assets	-	-	-	-	-
BIOLOGICAL ASSETS					
Biological assets	-	-	-	-	-
Capital Work-in-progress					
TOTAL MOVABLE TANGIBLE CAPITAL ASSETS	722 579	-	35 415	25 039	732 955

The re-classification for heritage assets were done for all Missions including Head Office. The exercise is ongoing in the 2017/18 financial year.

Movable Tangible Capital Assets under investigation

	Number	Value R'000
Included in the above total of the movable tangible capital assets per the asset register are assets that are under investigation:		-
Heritage assets		
Machinery and equipment		
Specialised military assets		

39.1 Additions

ADDITIONS TO MOVABLE TANGIBLE CAPITAL ASSETS PER ASSET REGISTER FOR THE YEAR ENDED 31 MARCH 2017

	Cash*	Non-cash**	(Capital Work in Progress current costs and finance lease payments)	Received current, not paid (Paid current year, received prior year)	Total
	R'000	R'000	R'000	R'000	R'000
HERITAGE ASSETS	-	-	-	-	-
Heritage assets	-	-	-	-	-

NOTES TO THE ANNUAL FINANCIAL STATEMENTS for the year ended 31 March 2017

MACHINERY AND EQUIPMENT	53 476	3 610	(23 935)	2 264	35 415
Transport assets	19 946	1 451	-	(206)	21 191
Computer equipment	23 559	-	(23 252)	2 442	2 749
Furniture and office equipment	6 776	2 007	-	28	8 811
Other machinery and equipment	3 195	152	(683)	-	2 664
SPECIALISED MILITARY ASSETS					
Specialised military assets	-	-	-	-	-
BIOLOGICAL ASSETS					
Biological assets	-	-	-	-	-
TOTAL ADDITIONS TO MOVABLE TANGIBLE CAPITAL ASSETS	53 476	3 610	(23 935)	2 264	35 415

39.2 Disposals

DISPOSALS OF MOVABLE TANGIBLE CAPITAL ASSETS PER ASSET REGISTER FOR THE YEAR ENDED 31 MARCH 2017

	Sold for cash R'000	Non-cash disposal R'000	Total disposals R'000	Cash Received Actual R'000
HERITAGE ASSETS	-	-	-	-
Heritage assets	-	-	-	-
MACHINERY AND EQUIPMENT	14 405	10 634	25 039	4 357
Transport assets	9 009	981	9 990	3 019
Computer equipment	2 448	5 518	7 966	34
Furniture and office equipment	2 716	2 907	5 623	295
Other machinery and equipment	232	1 228	1 460	1 009
SPECIALISED MILITARY ASSETS	-	-	-	-
Specialised military assets	-	-	-	-
BIOLOGICAL ASSETS	-	-	-	-
Biological assets	-	-	-	-
TOTAL DISPOSAL OF MOVABLE TANGIBLE CAPITAL ASSETS	14 405	10 634	25 039	4 357

NOTES TO THE ANNUAL FINANCIAL STATEMENTS for the year ended 31 March 2017

39.3 Movement for 2015/16

MOVEMENT IN TANGIBLE CAPITAL ASSETS PER ASSET REGISTER FOR THE YEAR ENDED 31 MARCH 2016

	Opening balance R'000	Prior period error R'000	Additions R'000	Disposals R'000	Closing Balance R'000
HERITAGE ASSETS	-	157 030	-	-	157 030
Heritage assets	-	157 030	-	-	157 030
MACHINERY AND EQUIPMENT	670 420	(156 203)	81 584	30 252	565 549
Transport assets	172 876	701	17 922	8 812	182 687
Computer equipment	101 605	(94)	55 856	12 182	145 185
Furniture and office equipment	341 818	(156 668)	5 321	6 777	183 694
Other machinery and equipment	54 121	(142)	2 485	2 481	53 983
SPECIALISED MILITARY ASSETS	-	-	-	-	-
Specialised military assets	-	-	-	-	-
BIOLOGICAL ASSETS	-	-	-	-	-
Biological assets	-	-	-	-	-
TOTAL MOVABLE TANGIBLE CAPITAL ASSETS	670 420	827	81 584	30 252	722 579

39.3.1 Prior period error

	Note	2015/16 R'000
Nature of prior period error		
Relating to 2015/16 [affecting the opening balance]		827
Transport		701
Computer equipment		(93)
Furniture and office equipment		219
Reclassification as Heritage Assets		157 030
Reclassification from Furniture and Office equipment		(156 888)
Reclassification from Other Machinery		(142)
TOTAL		827

NOTES TO THE ANNUAL FINANCIAL STATEMENTS for the year ended 31 March 2017

39.4 Minor assets

MOVEMENT IN MINOR ASSETS PER THE ASSET REGISTER FOR THE YEAR ENDED AS AT 31 MARCH 2017						
	Specialised military assets	Intangible assets	Heritage assets	Machinery and equipment	Biological assets	Total
	R'000	R'000	R'000	R'000	R'000	R'000
Opening balance	-	-	214	116 682	-	116 896
Non Cash Additions	-	-	-	324	-	324
Additions	-	-	-	2 861	-	2 861
Disposals	-	-	-	7 379	-	7 379
TOTAL MINOR ASSETS	-	-	214	112 488	-	112 702

	Specialised military assets	Intangible assets	Heritage assets	Machinery and equipment	Biological assets	Total
Number of R1 minor assets	-	-	-	12 359	-	12 359
Number of minor assets at cost	-	-	-	116 184	-	116 184
TOTAL NUMBER OF MINOR ASSETS	-	-	-	128 543	-	128 543

Minor Capital Assets under investigation

	Number	Value R'000
Included in the above total of the minor capital assets per the asset register are assets that are under investigation:		
Intangible assets	-	-
Heritage assets	-	-
Machinery and equipment	-	-

MOVEMENT IN MINOR ASSETS PER THE ASSET REGISTER FOR THE YEAR ENDED AS AT 31 MARCH 2016

	Specialised military assets	Intangible assets	Heritage assets	Machinery and equipment	Biological assets	Total
Opening balance	-	-	-	122 772	-	122 772
Prior period error	-	-	214	555	-	769
Additions	-	-	-	2 660	-	2 660
Disposals	-	-	-	9 305	-	9 305
TOTAL MINOR ASSETS	-	-	214	116 682	-	116 896

	Specialised military assets	Intangible assets	Heritage assets	Machinery and equipment	Biological assets	Total
Number of R1 minor assets	-	-	-	12 152	-	12 152
Number of minor assets at cost	-	-	-	121 303	-	121 303
TOTAL NUMBER OF MINOR ASSETS	-	-	-	133 455	-	133 455

NOTES TO THE ANNUAL FINANCIAL STATEMENTS for the year ended 31 March 2017

39.4.1 Prior period error

	Note	2015/16 R'000
Nature of prior period error		769
Relating to 2015/16		214
Heritage reclassification		555
Other machinery and equipment		-
Total		769

39.5 Movable assets written off

MOVABLE ASSETS WRITTEN OFF FOR THE YEAR ENDED AS AT 31 MARCH 2017

	Specialised military assets R'000	Intangible assets R'000	Heritage assets R'000	Machinery and equipment R'000	Biological assets R'000	Total R'000
Assets written off	-	-	-	-	-	-
TOTAL MOVABLE ASSETS WRITTEN OFF	-	-	-	-	-	-

MOVABLE ASSETS WRITTEN OFF FOR THE YEAR ENDED AS AT 31 MARCH 2016

	Specialised military assets R'000	Intangible assets R'000	Heritage assets R'000	Machinery and equipment R'000	Biological assets R'000	Total R'000
Assets written off	-	-	-	26 501	-	26 501
TOTAL MOVABLE ASSETS WRITTEN OFF	-	-	-	26 501	-	26 501

39.6 S42 Movable capital assets

MAJOR ASSETS SUBJECTED TO TRANSFER IN TERMS OF S42 OF THE PFMA - 31 MARCH 2017

	Specialised military assets	Intangible assets	Heritage assets	Machinery and equipment	Biological assets	Total
No. of Assets	-	-	-	-	-	-

MINOR ASSETS SUBJECTED TO TRANSFER IN TERMS OF S42 OF THE PFMA - 31 MARCH 2017

	Specialised military assets	Intangible assets	Heritage assets	Machinery and equipment	Biological assets	Total
No. of Assets	-	-	-	-	-	-
Value of the assets (R'000)	-	-	-	-	-	-

MAJOR/MINOR ASSETS SUBJECTED TO TRANSFER IN TERMS OF S42 OF THE PFMA - 31 MARCH 2016

	Specialised military assets R'000	Intangible assets R'000	Heritage assets R'000	Machinery and equipment R'000	Biological assets R'000	Total R'000
No. of Assets	-	-	-	-	-	-
Value of the assets (R'000)	-	-	-	-	-	-

NOTES TO THE ANNUAL FINANCIAL STATEMENTS for the year ended 31 March 2017

40. Intangible Capital Assets

MOVEMENT IN INTANGIBLE CAPITAL ASSETS PER ASSET REGISTER FOR THE YEAR ENDED 31 MARCH 2017

	Opening balance	Value adjustments	Additions	Disposals	Closing Balance
	R'000	R'000	R'000	R'000	R'000
SOFTWARE	29 980	-	-	1 944	28 036
PATENTS, LICENCES, COPYRIGHT, BRAND NAMES, TRADEMARKS	-	-	-	-	-
Capital Work-in-progress	-	-	-	-	-
TOTAL INTANGIBLE CAPITAL ASSETS	29 980	-	-	1 944	28 036

Intangible Capital Assets under investigation

	Number	Value
		R'000
Included in the above total of the intangible capital assets per the asset register are assets that are under investigation:	-	-
Software		
Mastheads and publishing titles		
Patents, licences, copyright, brand names, trademarks		
Recipes, formulae, prototypes, designs, models		

40.1 Additions

ADDITIONS TO INTANGIBLE CAPITAL ASSETS PER ASSET REGISTER FOR THE YEAR ENDED 31 MARCH 2017

	Cash	Non-Cash	(Development work in progress – current costs)	Received current year, not paid (Paid current year, received prior year)	Total
	R'000	R'000	R'000	R'000	R'000
SOFTWARE	-	-	-	-	-
MASTHEADS AND PUBLISHING TITLES	-	-	-	-	-
PATENTS, LICENCES, COPYRIGHT, BRAND NAMES, TRADEMARKS	-	-	-	-	-
TOTAL ADDITIONS TO INTANGIBLE CAPITAL ASSETS	-	-	-	-	-

NOTES TO THE ANNUAL FINANCIAL STATEMENTS for the year ended 31 March 2017

40.2 Disposals

DISPOSALS OF INTANGIBLE CAPITAL ASSETS PER ASSET REGISTER FOR THE YEAR ENDED 31 MARCH 2017

	Sold for cash	Non-cash disposal	Total disposals	Cash Received Actual
	R'000	R'000	R'000	R'000
SOFTWARE	-	1 944	1 944	-
PATENTS, LICENCES, COPYRIGHT, BRAND NAMES, TRADEMARKS	-	-	-	-
TOTAL DISPOSALS OF INTANGIBLE CAPITAL ASSETS	-	1 944	1 944	-

40.3 Movement for 2015/16

MOVEMENT IN INTANGIBLE CAPITAL ASSETS PER ASSET REGISTER FOR THE YEAR ENDED 31 MARCH 2016

	Opening balance	Prior period error	Additions	Disposals	Closing Balance
	R'000	R'000	R'000	R'000	R'000
SOFTWARE	27 385	1 931	730	66	29 980
PATENTS, LICENCES, COPYRIGHT, BRAND NAMES, TRADEMARKS	-	-	-	-	-
TOTAL INTANGIBLE CAPITAL ASSETS	27 385	1 931	730	66	29 980

40.3.1 Prior period error

Note

2015/16
R'000

Nature of prior period error

Relating to 2014/15 [affecting the opening balance]

	-
--	---

Relating to 2015/16

1 931

Computer software

	1 931
--	-------

Total

1 931

NOTES TO THE ANNUAL FINANCIAL STATEMENTS for the year ended 31 March 2017

41. Immovable Tangible Capital Assets

MOVEMENT IN IMMOVABLE TANGIBLE CAPITAL ASSETS PER ASSET REGISTER FOR THE YEAR ENDED 31 MARCH 2017

	Opening balance R'000	Value adjustments	Additions R'000	Disposals R'000	Closing Balance R'000
BUILDINGS AND OTHER FIXED STRUCTURES	3 761 358	2 079	219 944	-	3 983 381
Dwellings	2 166 581	-	-	-	2 166 581
Non-residential buildings	1 593 032	2 079	219 944	-	1 815 055
Other fixed structures	1 745	-	-	-	1 745
HERITAGE ASSETS	1 811	-	-	-	1 811
Heritage assets	1 811	-	-	-	1 811
LAND AND SUBSOIL ASSETS	231 176	-	-	-	231 176
Land	231 176	-	-	-	231 176
Mineral and similar non-regenerative resources	-	-	-	-	-
Capital Work-in-progress	166 741	-	179 783	219 944	126 580
TOTAL IMMOVABLE TANGIBLE CAPITAL ASSETS	4 161 086	2 079	399 727	219 944	4 342 948

Value adjustment relates to the changes as indicated in the modified cash standard paragraph 72 on capital assets.

The asset register amounts to R4,2 billion, and R126 million relates to Work in progress for projects that are still running.

Current year additions relates to two projects that have been finalised during the financial year in Dar Es Salaam and Lilongwe. The construction cost capitalised in these projects includes furniture and fittings. The department is in the process of identifying and separating the cost of the furniture to move to Movable Assets

Immovable Tangible Capital Assets under investigation

	Number	Value R'000
Included in the above total of the immovable tangible capital assets per the asset register are assets that are under investigation:	-	-
Buildings and other fixed structures	-	-
Heritage assets	-	-
Land and subsoil assets	-	-

NOTES TO THE ANNUAL FINANCIAL STATEMENTS for the year ended 31 March 2017

41.1 Additions

ADDITIONS TO IMMOVABLE TANGIBLE CAPITAL ASSETS PER ASSET REGISTER FOR THE YEAR ENDED 31 MARCH 2017

	Cash	Non-cash	(Capital Work in Progress current costs and finance lease payments)	Received current, not paid (Paid current year, received prior year)	Total
	R'000	R'000	R'000	R'000	R'000
BUILDING AND OTHER FIXED STRUCTURES	97 432	219 944	(97 432)	-	219 944
Dwellings	28 197	-	(28 197)	-	-
Non-residential buildings	69 235	219 944	(69 235)	-	219 944
Other fixed structures	-	-	-	-	-
HERITAGE ASSETS	-	-	-	-	-
Heritage assets	-	-	-	-	-
LAND AND SUBSOIL ASSETS	117 720	-	(117 720)	-	-
Land	117 720	-	(117 720)	-	-
Mineral and similar non-regenerative resources	-	-	-	-	-
TOTAL ADDITIONS TO IMMOVABLE TANGIBLE CAPITAL ASSETS	215 152	219 944	(215 152)	-	219 944

41.2 Disposals

DISPOSALS OF IMMOVABLE TANGIBLE CAPITAL ASSETS PER ASSET REGISTER FOR THE YEAR ENDED 31 MARCH 2017

	Sold for cash	Non-cash disposal	Total disposals	Cash Received
	R'000	R'000	R'000	Actual R'000
BUILDINGS AND OTHER FIXED STRUCTURES	-	-	-	-
Dwellings	-	-	-	-
Non-residential buildings	-	-	-	-
Other fixed structures	-	-	-	-
HERITAGE ASSETS	-	-	-	-
Heritage assets	-	-	-	-
LAND AND SUBSOIL ASSETS	-	-	-	-
Land	-	-	-	-
Mineral and similar non-regenerative resources	-	-	-	-
TOTAL DISPOSALS OF IMMOVABLE TANGIBLE CAPITAL ASSETS	-	-	-	-

NOTES TO THE ANNUAL FINANCIAL STATEMENTS for the year ended 31 March 2017

41.3 Movement for 2015/16

MOVEMENT IN IMMOVABLE TANGIBLE CAPITAL ASSETS PER ASSET REGISTER FOR THE YEAR ENDED 31 MARCH 2016

	Opening balance R'000	Prior period error R'000	Additions R'000	Disposals R'000	Closing Balance R'000
BUILDINGS AND OTHER FIXED STRUCTURES	3 761 358	-	-	-	3 761 358
Dwellings	2 166 581	-	-	-	2 166 581
Non-residential buildings	1 593 032	-	-	-	1 593 032
Other fixed structures	1 745	-	-	-	1 745
HERITAGE ASSETS	-	1 811	-	-	1 811
Heritage assets	-	1 811	-	-	1 811
LAND AND SUBSOIL ASSETS	231 176	-	-	-	231 176
Land	231 176	-	-	-	231 176
Mineral and similar non-regenerative resources	-	-	-	-	-
Capital Work-in-progress (effective 1 April 2016)	64 718	-	102 023	-	166 741
TOTAL IMMOVABLE TANGIBLE CAPITAL ASSETS	4 057 252	1 811	102 023	-	4 161 086

41.3.1 Prior period error

	Note	2015/16 R'000
Nature of prior period error		
Relating to 2015/16		
Classification Heritage Assets		1 811
Total prior period errors		1 811

41.4 Immovable assets valued at R1

IMMOVABLE ASSETS VALUED AT R1 IN THE ASSET REGISTER AS AT 31 MARCH 2017

	Buildings and other fixed structures R'000	Heritage assets R'000	Land and subsoil assets R'000	Total R'000
R1 Immovable assets	-	-	-	-
TOTAL	-	-	-	-

IMMOVABLE ASSETS VALUED AT R1 IN THE ASSET REGISTER AS AT 31 MARCH 2016

	Buildings and other fixed structures R'000	Heritage assets R'000	Land and subsoil assets R'000	Total R'000
R1 Immovable assets	3	-	1	4
TOTAL	3	-	1	4

NOTES TO THE ANNUAL FINANCIAL STATEMENTS for the year ended 31 March 2017

41.5 Immovable assets written off

IMMOVABLE ASSETS WRITTEN OFF FOR THE YEAR ENDED AS AT 31 MARCH 2017

	Buildings and other fixed structures R'000	Heritage a ssets R'000	Land and subsoil assets R'000	Total R'000
Assets written off				
TOTAL IMMOVABLE ASSETS WRITTEN OFF	-	-	-	-

IMMOVABLE ASSETS WRITTEN OFF FOR THE YEAR ENDED AS AT 31 MARCH 2016

	Buildings and other fixed structures R'000	Heritage assets R'000	Land and subsoil assets R'000	Total R'000
Assets written off				
TOTAL IMMOVABLE ASSETS WRITTEN OFF	-	-	-	-

41.6 S42 Immovable assets

Assets subjected to transfer in terms of S42 of the PFMA – 2016/17

	Number of assets	Value of assets R'000
BUILDINGS AND OTHER FIXED STRUCTURES	-	-
Dwellings	-	-
Non-residential buildings	-	-
Other fixed structures	-	-
HERITAGE ASSETS	-	-
Heritage assets	-	-
LAND AND SUBSOIL ASSETS	-	-
Land	-	-
Mineral and similar non-regenerative resources	-	-
TOTAL	-	-

NOTES TO THE ANNUAL FINANCIAL STATEMENTS for the year ended 31 March 2017

Assets subjected to transfer in terms of S42 of the PFMA – 2015/16

	Number of assets	Value of assets R'000
BUILDINGS AND OTHER FIXED STRUCTURES	-	-
Dwellings	-	-
Non-residential buildings	-	-
Other fixed structures	-	-
HERITAGE ASSETS	-	-
Heritage assets	-	-
LAND AND SUBSOIL ASSETS	-	-
Land	-	-
Mineral and similar non-regenerative resources	-	-
TOTAL	-	-

NOTES TO THE ANNUAL FINANCIAL STATEMENTS for the year ended 31 March 2017

41.7 Immovable assets additional information

		<i>Note</i>	2016/17	2015/16
a) Unsurveyed land	Estimated completion date	<i>Annexure 9</i>	Area	Area
b) Properties deemed vested		<i>Annexure 9</i>	Number	Number
Land parcels				
Facilities				
Schools				
Clinics				
Hospitals				
Office buildings				
Dwellings				
Storage facilities				
Other				
c) Facilities on unsurveyed land	Duration of use	<i>Annexure 9</i>	Number	Number
Schools				
Clinics				
Hospitals				
Office buildings				
Dwellings				
Storage facilities				
Other				
d) Facilities on right to use land	Duration of use	<i>Annexure 9</i>	Number	Number
Schools				
Clinics				
Hospitals				
Office buildings				
Dwellings				
Storage facilities				
Other				
e) Agreement of custodianship		<i>Annexure 9</i>	Number	Number
Land parcels				
Facilities				
Schools				
Clinics				
Hospitals				
Office buildings				
Dwellings				
Storage facilities				
Other				

NOTES TO THE ANNUAL FINANCIAL STATEMENTS for the year ended 31 March 2017

42. Principal-agent arrangements

42.1 Department acting as the principal

	Fee paid	
	2016/17 R'000	2015/16 R'000
Include a list of the entities acting as agents for the department and the fee paid as compensation to the agent	-	-
Total	-	-

42.2 Department acting as the agent

42.2.1 Revenue received for agency activities

	2016/17	2015/16
	R'000	R'000
Include a list of the entities for which the department acts as an agent and the amounts received for these agency duties	-	-
Total	-	-

In terms of the Memorandum of Understanding Department of Home Affairs (DHA) will be responsible to provide the approved tariffs for the Immigration and Civic services to DIRCO. Missions maintains and submit monthly revenue collection register and visa statistics register as well as face value register for the DHA collection for each month. DIRCO executes the receipts of cash from third parties at the missions abroad on behalf of DHA - the principle and surrenders monies directly to the National Revenue Fund as approved by the National Treasury

Reconciliation of funds and disbursements – 2016/17 Category of revenue or expenditure per arrangement

	Total funds received	Expenditure incurred against funds
	R'000	R'000
Department of Home Affairs	298 787	-
Total	298 787	-

DIRCO executes the receipts of cash from third parties at the missions abroad on behalf of DHA - the principle and surrenders monies directly to the National Revenue Fund as approved by the National Treasury

NOTES TO THE ANNUAL FINANCIAL STATEMENTS for the year ended 31 March 2017

42.2.2 Reconciliation of carrying amount of receivables and payables – 2016/17

Receivables

Name of principal entity	Opening balance R'000	Revenue principal is entitled to R'000	Less: Write-offs/ settlements/waivers R'000	Cash received on behalf of principal R'000	Closing Balance R'000
None					
Total	-	-	-	-	-

Payables

Name of principal entity	Opening balance R'000	Expenses incurred on behalf of the principal R'000	Cash paid on behalf of the principal R'000	Closing Balance R'000
None				
Total	-	-	-	-

43. Changes in accounting estimates

During the year, no changes were made to the estimations employed in the accounting for transactions, assets, liabilities, events and circumstances

	Value derived using the original estimate R'000	Value derived using amended estimate R'000	R-value impact of change in estimate R'000
Accounting estimate change 1:	-	-	-

44. Prior period errors

44.1 Correction of prior period errors

	Note	2015/16 R'000
Movable Tangible Assets:	39	
Heritage Assets		157 030
Furniture		219
Transport		701
Computer equipment		(93)
Furniture and Equipment		(156 888)
Other machinery and equipment		(142)
Net effect		827
	Note	2015/16 R'000
Minor Asset:	39	
Heritage		214
Machinery and equipment		555
Net effect		769

NOTES TO THE ANNUAL FINANCIAL STATEMENTS for the year ended 31 March 2017

	<i>Note</i>	2015/16
		R'000
Intangible Assets:		
Software	40	1 931
Net effect		1 931
	<i>Note</i>	2015/16
		R'000
Immovable Assets		
Classification of Heritage Assets		1 811
Net effect		1 811
	<i>Note</i>	2015/16
		R'000
Other:		
Line item 1 affected by the change		-
Total		-

45. Inventory

	<i>Note</i>	2016/17	2015/16
	<i>Annexure 6</i>	R'000	R'000
Opening balance		-	-
Add/(Less): Adjustments to prior year balances		-	-
Add: Additions/Purchases - Cash		-	-
Add: Additions - Non-cash		-	-
(Less): Disposals		-	-
(Less): Issues		-	-
Add/(Less): Adjustments		-	-
Closing balance		-	-

NOTES TO THE ANNUAL FINANCIAL STATEMENTS for the year ended 31 March 2017

46. Transfer of functions

Provide a description of the changes as a result of the transfer or receipt of functions

None

47. Statement of conditional grants received

None

48. Statement of conditional grants paid to the provinces

None

49. Statement of conditional grants and other transfers paid to municipalities

None

ANNEXURES TO THE ANNUAL FINANCIAL STATEMENTS for the year ended 31 March 2017

ANNEXURE 1B

STATEMENT OF TRANSFERS TO DEPARTMENTAL AGENCIES AND ACCOUNTS

DEPARTMENT/ AGENCY/ ACCOUNT	TRANSFER ALLOCATION				TRANSFER		2015/16
	Adjusted Appropriation	Roll Overs	Adjustments	Total Available	Actual Transfer	% of Available funds Transferred	Appropriation Act
	R'000	R'000	R'000	R'000	R'000	%	R'000
African Renaissance & International Fund	31	-	-	31	31	100%	145 637
South African Development Partnership Agency	8 800	-	-	8 800		0%	-
TOTAL	8 831	-	-	8 831	31		145 637

ANNEXURE 1C

STATEMENT OF TRANSFERS TO HIGHER EDUCATION INSTITUTIONS

NAME OF HIGHER EDUCATION INSTITUTION	TRANSFER ALLOCATION				TRANSFER			2015/16
	Adjusted Appropriation	Roll Overs	Adjustments	Total Available	Actual Transfer	Amount not transferred	% of Available funds Transferred	Appropriation Act
	R'000	R'000	R'000	R'000	R'000	R'000	%	R'000
None								
TOTAL								

ANNEXURES TO THE ANNUAL FINANCIAL STATEMENTS for the year ended 31 March 2017

ANNEXURE 1D

STATEMENT OF TRANSFERS/SUBSIDIES TO PUBLIC CORPORATIONS AND PRIVATE ENTERPRISES

NAME OF PUBLIC CORPORATION/PRIVATE ENTERPRISE	TRANSFER ALLOCATION				EXPENDITURE				2015/16
	Adjusted Appropriation Act	Roll Overs	Adjustments	Total Available	Actual Transfer	% of Available funds Transferred	Capital	Current	Appropriation Act
	R'000	R'000	R'000	R'000	R'000	%	R'000	R'000	R'000

Public Corporations

None

ANNEXURES TO THE ANNUAL FINANCIAL STATEMENTS for the year ended 31 March 2017

ANNEXURE 1E

STATEMENT OF TRANSFERS TO FOREIGN GOVERNMENT AND INTERNATIONAL ORGANISATIONS

FOREIGN GOVERNMENT/ INTERNATIONAL ORGANISATION	TRANSFER ALLOCATION				EXPENDITURE		2015/16
	Adjusted Appropriation Act	Roll overs	Adjustments	Total Available	Actual Transfer	% of Available funds Transferred	Appropriation Act
	R'000	R'000	R'000	R'000	R'000	%	R'000
Transfers							
African, Caribbean and Pacific Group of states	4 355			4 355	7 755	178%	4 319
Indian Ocean Rim Research Centre	170			170	314	185%	371
India Brazil South Africa Trust Fund	26 932			26 932	13 139	49%	14 925
African Union	249 208			249 208	406 296	163%	271 911
New Partnership for Africa's Development	7 354			7 354	7 354	100%	7 950
African Peer Review Mechanism	2 919			2 919	1 471	50%	2 650
Southern African Development Community	113 164			113 164	113 164	100%	88 421
Perez-Guerrero Trust Fund	72			72	72	100%	108
United Nations Voluntary Fund for Disability	90			90	89	99%	82
Group of 77 Countries	135			135	134	99%	237
United Nations technical cooperation	135			135	135	100%	129
United Nations Children's Fund	269			269	267	99%	247
Organisation for Economic Co-operation and Development	274			274	522	191%	594
United Nations Human Rights Council	404			404	405	100%	388
Biochemical and Toxin Weapons Convention	584			584	708	121%	144
United Nations Convention on the Law of Sea	675			675	443	66%	-
United Nations Development Programme in Southern Africa	1 343			1 343	-	0%	-
South Centre Capital Fund	1 413			1 413	1 366	97%	2 982
United Nations Development Programme	6 535			6 535	7 481	114%	7 481
Comprehensive Nuclear Test Ban Treaty	7 042			7 042	6 401	91%	5 141
Commonwealth	31 013			31 013	8 044	26%	8 996
Humanitarian aid	30 854			30 854	28 779	93%	3 164
United Nations	291 349			291 349	216 958	74%	199 643
Asia-Africa Legal Cons ORG : AALCO	201			201	269	134%	195
Perm Court of Arbitration(FIGO)	201			201	162	81%	143
Tribunal Law of the sea	2 887			2 887	628	22%	783
TOTAL	779 578	-	-	779 578	822 356	-	621 004

ANNEXURES TO THE ANNUAL FINANCIAL STATEMENTS for the year ended 31 March 2017

ANNEXURE 1F

STATEMENT OF TRANSFERS TO NON-PROFIT INSTITUTIONS

	TRANSFER ALLOCATION				EXPENDITURE		2015/16
	Adjusted Appropriation Act	Roll overs	Adjustments	Total Available	Actual Transfer	% of Available funds transferred	Appropriation Act
	R'000	R'000	R'000	R'000	R'000	%	R'000
NON-PROFIT INSTITUTIONS							

Transfers

None

ANNEXURES TO THE ANNUAL FINANCIAL STATEMENTS for the year ended 31 March 2017

ANNEXURE 1G

STATEMENT OF TRANSFERS TO HOUSEHOLDS

	TRANSFER ALLOCATION				EXPENDITURE		2015/16
	Adjusted Appropriation Act	Roll Overs	Adjustments	Total Available	Actual Transfer	% of Available funds Transferred	Appropriation Act
	R'000	R'000	R'000	R'000	R'000	%	R'000
HOUSEHOLDS							
Transfers							
H/H EMPL S/BEN:LEAVE GRATUITY	6 735	-	-	6 735	6 199	92%	5 897
	6 735	-	-	6 735	6 199		5 897

TOTAL

ANNEXURES TO THE ANNUAL FINANCIAL STATEMENTS for the year ended 31 March 2017

ANNEXURE 1H

STATEMENT OF GIFTS, DONATIONS AND SPONSORSHIPS RECEIVED

NAME OF ORGANISATION	NATURE OF GIFT, DONATION OR	2016/17	2015/16
		R'000	R'000
Received in cash			
Subtotal			
Received in kind			
Several as disclosed in 2015/16		-	21 620
Various (see supporting schedule)	National Day	4 921	-
Standard Bank, Radio Plus	Heritage	61	-
Standard Bank, Distell China, SAB Miller etc.	South Africa Week	596	-
NEPI	Youth Day sponsorship	86	-
Various (see supporting schedule)	Gifts Assorted	52	-
Centurion Tours, Etihad Airlines	Art Competition sponsorship	23	-
VFS Global Services	Mandela Day Sponsorship	109	-
SAB Miller , Fidelity Bank	Women's Day	339	-
Kazakhstan Paramount Company	Christmas Charity Bazaar	64	-
Hollard Insurance	Visit by South African Author	10	-
Distell, Standard Bank, Aspen	Brazil/SA Business Seminar	211	-
SAA	Sponsorship to attend inaugural fight	11	-
American Embassy	Sponsorship to attend American Embassy Festival	2	-
Free State Arts	Macufe Festival Tickets	29	-
Jendamark Techcellency	sponsorship to attend launch of SA Company in Pune	1	-
Tomorrow India	Sponsorship to attend Global Summit for Tomorrow's India	38	-
Singapore Government	Fellowship Course	19	-
International Planned Parenthood Federation	Fellowship Group Retreat	9	-
Brigham Young University and LDS Church	Sponsorship to attend Ambassadorial lecture Series	46	-
Kenya Airways	Sponsorship to attend launch inaugural Kenya Airways	27	-
TOTAL		6 654	21 620

ANNEXURES TO THE ANNUAL FINANCIAL STATEMENTS for the year ended 31 March 2017

ANNEXURE 11

STATEMENT OF AID ASSISTANCE RECEIVED

NAME OF DONOR	PURPOSE	OPENING BALANCE R'000	REVENUE R'000	EXPENDITURE R'000	PAID BACK ON/BY 31 MARCH R'000	CLOSING BALANCE R'000
Received in cash\Kind	None					

ANNEXURES TO THE ANNUAL FINANCIAL STATEMENTS for the year ended 31 March 2017

ANNEXURE 1J

STATEMENT OF GIFTS, DONATIONS AND SPONSORSHIPS MADE

NATURE OF GIFT, DONATION OR SPONSORSHIP (Group major categories but list material items including name of organisation)	2016/17	2015/16
	R'000	R'000
Made in kind		
Several as disclosed in 2015/16	-	1 024
Iraq	2	-
Syria	2	-
Jordan	-	-
Swaziland	-	-
Iran	18	-
Name of country	-	-
Venezuela	-	-
Gabon	2	-
Uganda	-	-
France	20	-
Cuba	4	-
Palestine	2	-
RSA - DG's farewell	8	-
Georgia	1	-
Mozambique	-	-
State of Qatar	25	-
India	6	-
Republic of China	9	-
Swaziland	7	-
Chile	2	-
Japan	-	-
Vietnam	5	-
Switzerland & Berne	1	-
Singapore	8	-
Kenya	17	-
Zimbabwe	1	-
Angola	4	-
Kazakstan & Turkminstan	6	-
Hungary/Poland/Czech	1	-
Azerbaijan	-	-
Germany	1	-
Indonesia	12	-
Nigeria	1	-
Ghana	3	-
Honduras	-	-
El Salvador	-	-
TOTAL	180	1 024

ANNEXURES TO THE ANNUAL FINANCIAL STATEMENTS for the year ended 31 March 2017

ANNEXURE 1K

STATEMENT OF ACTUAL MONTHLY EXPENDITURE PER GRANT

Grant Type	Apr 2016 R'000	May 2016 R'000	Jun 2016 R'000	Jul 2016 R'000	Aug 2016 R'000	Sept 2016 R'000	Oct 2016 R'000	Nov 2016 R'000	Dec 2016 R'000	Jan 2017 R'000	Feb 2017 R'000	Mar 2017 R'000	Total R'000
Old age													
War Veterans													
Disability													
Grant in Aid													
Foster Care													
Care Dependency													
Child Support Grant													
Other													
TOTAL													

ANNEXURES TO THE ANNUAL FINANCIAL STATEMENTS for the year ended 31 March 2017

ANNEXURE 1L

STATEMENT OF INDIRECT GRANTS BETWEEN NATIONAL DEPARTMENTS AND MUNICIPALITIES

NAME OF GRANT	GRANT ALLOCATION				SPENT
	Division of Revenue Act	Roll Overs	Adjustments	Total Available	Amount
		R'000	R'000	R'000	R'000
None					
TOTAL					

ANNEXURES TO THE ANNUAL FINANCIAL STATEMENTS for the year ended 31 March 2017

ANNEXURE 2A

STATEMENT OF INVESTMENTS IN AND AMOUNTS OWING BY/TO NATIONAL/PROVINCIAL PUBLIC ENTITIES

Name of Public Entity	State Entity's PFMA Schedule type (state year-end if not 31 March)	% Held 2016/17	% Held 2015/16	Number of shares held		Cost of investment R'000		Net Asset value of investment R'000		Profit/(Loss) for the year R'000		Losses guaranteed Yes/No
				2016/17	2015/16	2016/17	2015/16	2016/17	2015/16	2016/17	2015/16	
National/Provincial Public Entity												
None												
Subtotal												
Other												

ANNEXURES TO THE ANNUAL FINANCIAL STATEMENTS for the year ended 31 March 2017

ANNEXURE 2B

STATEMENT OF INVESTMENTS IN AND AMOUNTS OWING BY/TO ENTITIES (CONTINUED)

Name of Public Entity	Nature of business	Cost of investment R'000		Net Asset value of Investment R'000		Amounts owing to Entities R'000		Amounts owing by Entities R'000	
		2016/17	2015/16	2016/17	2015/16	2016/17	2015/16	2016/17	2015/16
Controlled entities		None							
TOTAL		_____							

ANNEXURES TO THE ANNUAL FINANCIAL STATEMENTS for the year ended 31 March 2017

ANNEXURE 3A

STATEMENT OF FINANCIAL GUARANTEES ISSUED AS AT 31 MARCH 2017 – LOCAL

Guarantor institution	Guarantee in respect of	Original guaranteed capital amount	Opening balance 1 April 2016	Guarantees draw downs during the year	Guarantees repayments/ cancelled/ reduced/ released during the year	Revaluations	Closing balance 31 March 2017	Guaranteed interest for year ended 31 March 2017	Realised losses not recoverable i.e. claims paid out
		R'000	R'000	R'000	R'000	R'000	R'000	R'000	R'000
	Motor vehicles	-	-	-	-	-	-	-	-
	Subtotal	-	-	-	-	-	-	-	-
	Housing	-	-	-	-	-	-	-	-
Standard Bank		-	116	-	-	-	116	-	-
ABSA Bank		-	156	-	25	-	131	-	-
BOE Bank (NBS Division)		-	29	-	-	-	29	-	-
FNB/Saambou Bank		-	28	-	-	-	28	-	-
Hlano Fin Services		-	4	-	-	-	4	-	-
Old Mutual		-	21	-	-	-	21	-	-
NP Development Corp		-	111	-	-	-	111	-	-
	Subtotal	-	465	-	25	-	440	-	-
	Other	-	-	-	-	-	-	-	-
	TOTAL	-	465	-	25	-	440	-	-

ANNEXURES TO THE ANNUAL FINANCIAL STATEMENTS for the year ended 31 March 2017

ANNEXURE 3B

STATEMENT OF CONTINGENT LIABILITIES AS AT 31 MARCH 2017

Nature of Liability	Opening Balance 1 April 2016 R'000	Liabilities incurred during the year R'000	Liabilities paid/ cancelled/reduced during the year R'000	Liabilities recoverable (Provide details hereunder) R'000	Closing Balance 31 March 2017 R'000
Claims against the department					
Summons received	18 204	18 998	3 641	-	33 561
Subtotal	18 204	18 998	3 641	-	33 561
Environmental Liability					
Subtotal	-	-	-	-	-
Other					
Subtotal	-	-	-	-	-
TOTAL	18 204	18 998	3 641	-	33 561

ANNEXURES TO THE ANNUAL FINANCIAL STATEMENTS for the year ended 31 March 2017

ANNEXURE 4 CLAIMS RECOVERABLE

GOVERNMENT ENTITY	Confirmed balance outstanding		Unconfirmed balance outstanding		Total		Cash in transit at year end 2016/17*	
	31/03/2017	31/03/2016	31/03/2017	31/03/2016	31/03/2017	31/03/2016	Receipt date up to six (6) working days after year end	Amount
	R'000	R'000	R'000	R'000	R'000	R'000		R'000
DEPARTMENTS								
Eastern Cape	-	-	233	430	233	430	Cash in transit	1 015
Free State	-	-	7 342	329	7 342	329		
Mpumalanga	-	-	240	154	240	154		
Kwazulu-Natal	-	-	1 214	538	1 214	538		
Gauteng	-	-	682	-	682	-		
Limpopo	-	-	329	336	329	336		
North West	-	-	245	123	245	123		
Science & Tech	-	-	2 328	2 646	2 328	2 646		
Arts & Culture	-	-	2 942	-	2 942	-		
Social Development	2 026	-	140	1 057	2 166	1 057		
Economic Development	-	-	50	69	50	69		
Agriculture, Forestry and Fisheries	-	-	19 648	15 877	19 648	15 877		
Mineral Resources	-	-	312	133	312	133		
Justice and Constitutional Development	-	-	162	1 059	162	1 059		
Communication	-	-	165	-	165	-		
Tourism	-	-	193	406	193	406		
Home Affairs Rec	-	-	-	273 051	-	273 051		
Public Works	822	-	4 479	6 426	5 301	6 426		

ANNEXURES TO THE ANNUAL FINANCIAL STATEMENTS for the year ended 31 March 2017

Health Cuba students	-	-	14 600	-	14 600	-
GCIS	-	-	375	1 960	375	1 960
Presidency	402	-	6 588	6 229	6 990	6 229
Transport	-	-	658	203	658	203
Energy	-	-	450	81	450	81
Health	9 872	-	1 328	-	11 200	-
Corporate Governance	-	-	121	-	121	-
DTI	-	-	16 305	3 533	16 305	3 533
Water Affairs	903	-	930	711	1 833	711
Small Business Development	231	-	4	-	235	-
Environmental Affairs	-	-	244	1 247	244	1 247
Labour	-	-	4 053	-	4 053	-
Women, Children and People with Disabilities	-	-	916	1 111	916	1 111
Home Affairs Official Visits	6 674	-	2 437	10 102	9 111	10 102
Monitoring & performance	41	-	588	1 090	629	1 090
NPA	-	-	29	29	29	29
Rural Development and Land Reform	-	-	12	16	12	16
National Treasury	1 333	-	21	1 052	1 354	1 052
Government Employee Pension Fund	185	-	1 436	3 556	1 621	3 556
Telecommunications and Postal Services	-	-	486	118	486	118
Sports & Recreation	-	-	192	-	192	-
SARS	-	-	427	1 930	427	1 930
Police	-	-	17 028	26 024	17 028	26 024
State Security	4 069	-	43 251	21 979	47 320	21 979
DPSA	-	-	719	-	719	-
Higher Education and training	-	-	573	-	573	-
Education Basic	-	-	14	485	14	485
Defence and Military Veterans	12 168	-	38 510	22 371	50 678	22 371
Net Cash returned by missions(Home Affairs)	-	-	-	-	-	-
Irrecoverable claims	-	-	130 484	130 484	130 484	130 484
	38 726	-	323 483	536 945	362 209	536 945
OTHER GOVERNMENT ENTITIES						1 015
COMPENSATION COMMISSIONER	-	-	204	-	204	-
PARLIAMENT	-	-	189	337	189	337
PALAMAI-0216	-	-	31	-	31	-
SATOUR	-	-	22	22	22	22
APRM	-	-	316	316	316	316
CSIR	-	-	39	39	39	39

ANNEXURES TO THE ANNUAL FINANCIAL STATEMENTS for the year ended 31 March 2017

FIC-0246	-	-	66	66	66	66
SAHRA	-	-	571	-	571	-
ARF	-	-	-	68	-	68
NHCSA-0259	-	-	3	3	3	3
OTHER ACCOUNTS	-	-	22	-	22	-
University of the North	-	-	11	11	11	11
UNISA	187	-	146	194	333	194
Subtotal	187	-	1 620	1 056	1 087	1 056
Total	38 913	-	325 103	538 001	364 016	538 001

ANNEXURES TO THE ANNUAL FINANCIAL STATEMENTS for the year ended 31 March 2017

ANNEXURE 5 INTER-GOVERNMENT PAYABLES

	Confirmed balance outstanding		Unconfirmed balance outstanding		Total	
	31/03/2017	31/03/2016	31/03/2017	31/03/2016	31/03/2017	31/03/2016
	R'000	R'000	R'000	R'000	R'000	R'000
GOVERNMENT ENTITY						

Cash in transit at year end 2016/17*	
Payment date up to six (6) working days before year end	Amount
	R'000

DEPARTMENTS

None _____

Total Departments

_____ -

ANNEXURES TO THE ANNUAL FINANCIAL STATEMENTS for the year ended 31 March 2017

ANNEXURE 6 INVENTORIES

Inventory	Note	Quantity	2016/17	Quantity	2015/16
			R'000		R'000

Opening balance

Add/(Less): Adjustments to prior year balance

Add: Additions/Purchases - Cash

Add: Additions - Non-cash

(Less): Disposals

None

(Less): Issues

Add/(Less): Adjustments

Closing balance

ANNEXURES TO THE ANNUAL FINANCIAL STATEMENTS for the year ended 31 March 2017

ANNEXURE 7

MOVEMENT IN CAPITAL WORK IN PROGRESS

MOVEMENT IN CAPITAL WORK IN PROGRESS FOR THE YEAR ENDED 31 MARCH 2017

	Opening balance R'000	Current Year Capital WIP R'000	Completed Assets R'000	Closing balance R'000
HERITAGE ASSETS				
Heritage assets	-	-	-	-
MACHINERY AND EQUIPMENT				
Transport assets	-	-	-	-
Computer equipment				
Furniture and office equipment				
Other machinery and equipment				
SPECIALISED MILITARY ASSETS				
Specialised military assets	-	-	-	-
BIOLOGICAL ASSETS				
Biological assets	-	-	-	-
BUILDINGS AND OTHER FIXED STRUCTURES	166 741	62 063	(219 944)	8 860
Dwellings	58 768	-	(58 768)	-
Non-residential buildings	107 973	62 063	(161 176)	8 860
Other fixed structures	-	-	-	-
LAND AND SUBSOIL ASSETS		117 720		117 720
Land	-	117 720	-	117 720
Mineral and similar non-regenerative resources				
SOFTWARE				
Software	-	-	-	-
MASTHEADS AND PUBLISHING TITLES				
Mastheads and publishing titles	-	-	-	-
PATENTS, LICENCES, COPYRIGHT, BRAND NAMES, TRADEMARKS				
Patents, licences, copyright, brand names and trademarks	-	-	-	-
RECIPES, FORMULAE, PROTOTYPES, DESIGNS, MODELS				
Recipes, formulae, prototypes, designs, models	-	-	-	-
SERVICES AND OPERATING RIGHTS				
Services and operating rights	-	-	-	-
TOTAL	166 741	179 783	(219 944)	126 580

ANNEXURES TO THE ANNUAL FINANCIAL STATEMENTS for the year ended 31 March 2017

Age analysis on ongoing projects	Number of projects		2016/17
	Planned, Construction not started	Planned, Construction started	Total R'000
0 to 1 Year			
1 to 3 Years			
3 to 5 Years			
Longer than 5 Years			
Total			

MOVEMENT IN CAPITAL WORK IN PROGRESS FOR THE YEAR ENDED 31 MARCH 2016

	Opening balance R'000	Prior period error R'000	Current Year Capital WIP R'000	Completed Assets R'000	Closing balance R'000
HERITAGE ASSETS					
Heritage assets					
MACHINERY AND EQUIPMENT					
Transport assets		-	-	-	-
Computer equipment					
Furniture and office equipment					
Other machinery and equipment					
BUILDINGS AND OTHER FIXED STRUCTURES	64 718	-	102 023	-	166 741
Dwellings	30 546	-	28 222	-	58 768
Non-residential buildings	34 172	-	73 801	-	107 973
Other fixed structures	-	-	-	-	-
LAND AND SUBSOIL ASSETS					
Land	-	-	-	-	-
Mineral and similar non-regenerative resources					
SOFTWARE					
Software	-	-	-	-	-
MASTHEADS AND PUBLISHING TITLES					
Mastheads and publishing titles	-	-	-	-	-
PATENTS, LICENCES, COPYRIGHT, BRAND NAMES, TRADEMARKS					
Patents, licences, copyright, brand names and trademarks	-	-	-	-	-
RECIPES, FORMULAE, PROTOTYPES, DESIGNS, MODELS					
Recipes, formulae, prototypes, designs, models	-	-	-	-	-
SERVICES AND OPERATING RIGHTS					
Services and operating rights	-	-	-	-	-
TOTAL	64 718	-	102 023	-	166 741

ANNEXURES TO THE ANNUAL FINANCIAL STATEMENTS for the year ended 31 March 2017

ANNEXURE 8A

INTER-ENTITY ADVANCES PAID (note 14)

ENTITY	Confirmed balance outstanding		Unconfirmed balance outstanding		TOTAL	
	31/03/2017	31/03/2016	31/03/2017	31/03/2016	31/03/2017	31/03/2016
	R'000	R'000	R'000	R'000	R'000	R'000
NATIONAL DEPARTMENTS						
Subtotal None						
PROVINCIAL DEPARTMENTS						
Subtotal						
PUBLIC ENTITIES						
Subtotal						
OTHER ENTITIES						
Subtotal						
TOTAL						

ANNEXURES TO THE ANNUAL FINANCIAL STATEMENTS for the year ended 31 March 2017

ANNEXURE 8B

INTER-ENTITY ADVANCES RECEIVED (note 21 AND note 22)

ENTITY	Confirmed balance outstanding		Unconfirmed balance outstanding		Total	
	31/03/2017	31/03/2016	31/03/2017	31/03/2016	31/03/2017	31/03/2016
	R'000	R'000	R'000	R'000	R'000	R'000
NATIONAL DEPARTMENTS						
Current						
Social Development	4 053	-	-	-	4 053	-
Arts & Culture	3 164	-	-	1 410	3 164	1 410
Economic Development	130	-	-	-	130	-
Agriculture, Forestry and Fisheries	-	-	-	-	-	-
Mineral Resources	742	-	-	-	742	-
Justice and Constitutional Development	2 007	-	-	-	2 007	-
Human Settlements	454	-	-	7 699	454	7 699
Public Service Commission	-	-	-	6	-	6
Tourism	259	-	-	-	259	-
Home Affairs Rec	-	-	-	-	-	-
Communication	372	-	-	-	372	-
Health	-	-	-	8 972	-	8 972
Transport	871	-	-	-	871	-
GCIS	157	-	-	-	157	-
Health Students	1 483	-	-	-	1 483	-
Energy	824	-	-	-	824	-
Cooperative Governance	306	-	-	1	306	1
Public Enterprise	612	-	-	101	612	101
Water Affairs	-	-	-	-	-	-
DTI	24 530	-	-	-	24 530	-
Small Business Development	-	-	-	452	-	452
Environmental Affairs	2 685	-	-	-	2 685	-
Labour	-	-	-	216	-	216
Women, Children and People with Disabilities	2 854	-	-	-	2 854	-
Monitoring & performance	440	-	-	-	440	-
Home Affairs Official Visits	69	-	-	-	69	-
NPA	-	-	-	-	-	-
Rural Development and Land Reform	25	-	-	-	25	-
National Treasury	-	-	-	-	-	-
Telecommunications and Postal Services	1 152	-	-	199	1 152	199
Sports & Recreation	818	-	-	616	818	616
SARS	1 619	-	-	-	1 619	-

ANNEXURES TO THE ANNUAL FINANCIAL STATEMENTS for the year ended 31 March 2017

State Security	30 797	-	-	-	30 797	-
DPSA	4 267	-	-	3 598	4 267	3 598
Correctional Service	732	-	-	769	732	769
Higher Education and training	4 029	-	-	5 380	4 029	5 380
Education Basic	466	-	-	-	466	-
Defence and Military Veterans	-	-	-	-	-	-
Home Affairs	27 120	-	-	-	27 120	-
Subtotal	117 037	-	-	29 419	117 037	29 419

Non-Current

	-	-	-	-	-	-
Subtotal	-	-	-	-	-	-

PROVINCIAL DEPARTMENTS

Current

EASTERN CAPE	66	-	-	28	66	28
NORTHERN CAPE	46	-	-	94	46	94
WESTERN CAPE	31	-	-	64	31	64
FREE STATE	6 608	-	-	30 775	6 608	30 775
MPUMALANGA	262	-	-	261	262	261
KWAZULUNATAL	3 314	-	-	2 335	3 314	2 335
GAUTENG	995	-	-	313	995	313
LIMPOPO	189	-	-	251	189	251
NORTH WEST	613	-	-	639	613	639
Subtotal	12 124	-	-	34 760	12 124	34 760

Non-Current

	-	-	-	-	-	-
Subtotal	-	-	-	-	-	-

PUBLIC ENTITIES

Current

COMPENSATION COMMISSIONER	1 368	-	-	1 508	1 368	1 508
IEC0207	14	-	-	14	14	14

ANNEXURES TO THE ANNUAL FINANCIAL STATEMENTS for the year ended 31 March 2017

IDT0209	96	-	-	96	96	96
PARLIAMENT	-	-	-	-	-	-
SAHRA	465	-	-	-	465	-
COMMUNIST PARTY 0218	2	-	-	2	2	2
APRM	27	-	-	380	27	380
SASSA	70	-	-	-	70	-
AUDITOR GENERAL	11	-	-	11	11	11
OTHER ACCOUNTS	4 490	-	-	4 703	4 490	4 703
Misallocation	1	-	-	149	1	149
Subtotal	6 544	-	-	6 863	6 544	6 863
Non-Current						
	-	-	-	-	-	-
Subtotal	-	-	-	-	-	-
OTHER INSTITUTIONS						
Current						
UNIVERSITY OF PRETORIA	3	-	-	3	-	3
RAND AFRIKANS UNIVERSITY	2	-	-	2	-	2
UNISA	-	-	-	-	-	-
TSA	2	-	-	2	-	2
Subtotal	7	-	-	7	-	7
Non-Current						
	-	-	-	-	-	-
Subtotal	-	-	-	-	-	-
TOTAL	135 643	-	-	71 049	135 712	71 049
Current	135 643	-	-	71 049	135 712	71 049
Non-current	-	-	-	-	-	-

ANNEXURE 9
IMMOVABLE ASSETS ADDITIONAL DISCLOSURE

None